

**2015/2016 CATALOG**

**metabo<sup>®</sup>**

---

**PROFESSIONAL POWER TOOL SOLUTIONS**



---

**PROFESSIONAL POWER TOOL SOLUTIONS**

### **About Metabo:**

Engineered in Germany, Metabo's premium line of power tools are designed specifically for professional users to provide the highest level of safety, reliability and performance.

Metabo manufactures both corded and cordless power tools, as well as a full line of abrasives and accessories for metalworking, concrete and many other industrial and construction applications. Our extensive line of tools includes angle grinders, die grinders, drills, saws, rotary hammers, hammer drills and dustless systems.

The Metabo Ultra-M 5.2Ah 18V Lithium-Ion battery technology offers users the mobility and power for the most demanding industrial applications.

Building on a long tradition of producing industry leading metalworking tools, Metabo's new line of small angle grinders features up to 50% more torque, 20% more power, industry leading safety features and a substantially longer service life.

### **We Stand Behind our Tools:**

Metabo tools have been designed for a long service life, but to provide additional peace of mind, we also offer:

- 30-Day Performance Guarantee
- 3-Year Limited Warranty
- Metabo MAX Repair Program
- 3-Year Warranty on tools, 18V Ultra-M batteries and chargers

<b>GRINDER SOLUTIONS</b>		See grinder cross reference on page 12 to compare previous models to new models. See pages 97-114 for slicer wheels and wire wheels.		<b>8-35</b>
<b>Professional Series Angle Grinders</b>				
<b>Safety Brake Small Angle Grinders</b>				
Whl. Dia.	Amps	Key Features	Page No.	
WPB12-125 Quick	4.5"-5"	10.5A	paddle switch / brake / quick wheel change	22
WPB12-150 Quick	6"	10.5A	paddle switch / brake / quick wheel change	22
WEPBA17-125 Quick	4.5"-5"	14.5A	paddle switch / brake / vibration reduction / quick wheel change	23
WEPBA17-150 Quick	6"	14.5A	paddle switch / brake / vibration reduction / quick wheel change	23
<b>Flat Head Small Angle Grinders</b>				
Whl. Dia.	Amps	Key Features	Page No.	
WEF9-125	4.5"-5"	8.0A	flat head design fits into tight spaces	25
WEPF9-125	4.5"-5"	8.0A	paddle switch / flat head design fits into tight spaces	25
Flat Head Accessories				107
<b>4.5" Small Angle Grinders</b>				
Whl. Dia.	Amps	Key Features	Page No.	
W9-115 Kit	4.5"	8.5A	case and diamond cutting wheel	14
W9-115	4.5"	8.5A	perfect for use with spin on accessories	14
W9-115 Quick	4.5"	8.5A	quick wheel change	15
WP9-115 Quick	4.5"	8.5A	paddle switch / quick wheel change	15
WP12-115 Quick	4.5"	10.5A	paddle switch / quick wheel change	15
<b>4.5"-5" Small Angle Grinders</b>				
Whl. Dia.	Amps	Key Features	Page No.	
W9-125	4.5"-5"	8.5A	perfect for use with spin on accessories	16
WP9-125 Quick	4.5"-5"	8.5A	paddle switch / quick wheel change	16
W12-125 Quick	4.5"-5"	10.5A	quick wheel change	17
WEP15-125 Quick	4.5"-5"	13.5A	paddle switch / electronics / quick wheel change	17
WEV10-125	4.5"-5"	9.5A	electronics / variable speed	18/66
WEV15-125 Quick	4.5"-5"	13.5A	electronics / variable speed / quick wheel change	18
WEV15-125 HT	4.5"-5"	13.5A	high torque / electronics / variable speed	18/66
<b>6" Small Angle Grinders</b>				
Whl. Dia.	Amps	Key Features	Page No.	
W12-150 Quick	6"	10.5A	quick wheel change	19
WP12-150 Quick	6"	10.5A	paddle switch / quick wheel change	19
WE15-150 Quick	6"	13.5A	quick wheel change / electronics	20
WEP15-150 Quick	6"	13.5A	paddle switch / electronics / quick wheel change	20
WEP17-150 Quick	6"	14.5A	paddle switch / electronics / quick wheel change	20
<b>6" Intermediate Angle Grinders</b>				
Whl. Dia.	Amps	Key Features	Page No.	
W14-150 Ergo	6"	12A	ergonomic trigger grip, twist handle	28
W14-150 Ergo DM	6"	12A	ergonomic non-locking trigger, twist handle	28
<b>7"-9" Large Angle Grinders</b>				
Whl. Dia.	Amps	Key Features	Page No.	
W24-180 MVT	7"	15A	vibration dampening, twist handle	30
W24-230 MVT	9"	15A	vibration dampening, twist handle	30
W26-230 MVT	9"	15A	vibration dampening, twist handle	30
W2000 (7")	7"	15A	7" performance grinder	31
W2000 (9")	9"	15A	9" performance grinder	31
<b>Performance Series Angle Grinders</b>				
Amps	Key Features	Page No.		
W720-115	4.5" 6.5A	locking slide switch / lightweight	26	
W820-115	4.5" 7.5A	locking slide switch / lightweight	26	
W820-125	4.5"-5" 7.5A	locking slide switch / lightweight	26	
WP820-115	4.5" 7.5A	paddle switch / lightweight	26	
WP820-125	4.5"-5" 7.5A	paddle switch / lightweight	26	
W1080-115	4.5" 10A	locking slide switch / powerful motor	27	
W1080-125	4.5"-5" 10A	locking slide switch / powerful motor	27	
W1080 RT	5" 10A	ergonomic rat tail design, AC/DC	27	
WE1450-125 RT	4.5"-5" 12A	electronics / rat tail handle	27	
WE1450-150 RT	6" 12A	electronics / rat tail handle	27	

**RED** indicates **NEW** product in the catalog

Product specifications and power tool standard equipment are subject to change without notice.

GRINDER SOLUTIONS (continued)				8-35
<b>Die Grinders, Bench Grinders, Chop Saw</b>				
<b>Die Grinders</b>	Amps	Key Features		Page No.
GP400	3.5A	paddle switch / high speed / 25,000 RPM		32
GE710 Compact	6.4A	variable speed / 13,000-34,000 RPM		32
GE710 Plus	6.4A	variable speed / 10,000-30,500 RPM / extended spindle		32
GEP710 Plus	6.4A	variable speed / 10,000-30,500 RPM / extended spindle / paddle switch		32
GE950 G Plus	8.5A	high torque / variable speed / 2,500 - 8,700 RPM		32
GEP950 G Plus	8.5A	high torque / variable speed / 2,500 - 8,700 RPM / paddle switch		32
Die Grinder Consumables				114-115
<b>Bench Grinders</b>	Whl Dia.	Amps		
DS150	6"	3.8A	quick opening guard / powerful induction motor	
DS175	7"	3.7A	dust collection port / powerful induction motor	
DS200	8"	4.8A	dust collection port / powerful induction motor	
DSD250	10"	7.5A	dust collection port / powerful induction motor	
Vitrified Bench Grinder Wheels				108
<b>Chop Saw</b>				
CS23-355	14"	15A	powerful 2300W, 15A motor	
				34
<b>ABRASIVES: GRINDING, CUTTING, BRUSHING</b>				90-115
Type 1 & 27 Slicer Wheels				97-99
Type 1 & 27 Alum. Cutting Wheels				99
Type 27 Depressed Center Cutting Wheels				101
Type 27 Pipeline Wheels				101
Type 27 Combinator Wheels				101
Type 27 Depressed Center Grinding Wheels				102-103
Type 27 & 29 Flap Discs				104-105
Resin Fiber Discs				106
Type 6 & 11 Cup Wheels				110
Wire Wheel Brushes / Wire Cup Brushes / Wire End Brushes				109,111,114
Type 1 Circular Saw Cutting Wheels				99
Type 1 Chop Saw Cut-off Wheels				99
Type 1 High Speed Cutting Wheels / Type 1 Stationary Saw Cutting Wheels				100
Flat Head Angle Grinders Abrasives and Accessories				107
Type 1 Bench Grinder Vitrified Wheels				108
Carbide Burs-Double Cut				114
Flap Wheels				115
<b>STAINLESS STEEL FINISHING TOOLS</b>				36-43
<b>Angle Grinders</b>	Whl Dia.	Amps	Key Features	Page No.
WEV15-125 Quick INOX	4.5"-5"	13.5A	high torque / variable speed	38
W18 LTX 125 INOX	4.5"-5"		18V cordless / high torque	38
Angle Grinder Consumables				117
<b>Burnisher</b>	Whl Dia.	Amps	Key Features	
SE12-115	4.5" x 4"	10A	variable speed / adjustable handle	39
S18 LTX 115	4.5" x 4"		18V cordless / adjustable handle	39
Burnisher Consumables				118-120
<b>Pipe/Tube Belt Sander</b>	Belt Size	Amps	Key Features	
RBE12-180	1-1/2" x 30"	10A	7" pipe capacity	40
RB18 LTX 60	1-3/16 x 21"		18V cordless / handrail finishing	40
Pipe/Tube Belt Sander Consumables				121
<b>Fillet Weld Grinder</b>	Whl Dia.	Amps	Key Features	
KNSE12-150	6"	10A	finishing in tight spaces	41
KNS18 LTX 150	6"		18V cordless / long reach design	41
Fillet Weld Grinder Consumables				122
<b>Band File</b>	Belt Size	Amps	Key Features	
BFE9-90	1/4", 1/2", 3/4" x 18"	8.5A	powerful 8.5A motor	42
BF18 LTX 90	1/4", 3/8", 1/2" x 18"		18V cordless / portability	42
Band File Consumables				123
<b>Polisher</b>	Whl Dia.	Amps	Key Features	
PE12-175	7"	10A	large capacity, small size	43/67
Polisher Consumables				124



CORDLESS SOLUTIONS			44-59
<b>Angle Grinders</b>	Whl Dia.	Key Features	Page No.
WF18 LTX 125	4.5"-5"	18V / flat head design fits into tight spaces	48
<b>WPF18 LTX 125</b>	4.5"-5"	18V / flat head / paddle switch	48
Flat Head Grinder Accessories			107
W18 LTX 115	4"	18V / 8000 RPM / long run time	49
<b>WP18 LTX 115</b>	4"	18V / paddle switch	49
W18 LTX 150	6"	18V / 6" capacity for deeper cutting	49
<b>WP18 LTX 150</b>	6"	18V / paddle switch	49
<b>Die Grinders</b>	Whl Dia.	Key Features	
GA18 LTX	2"	18V / 25,000 RPM	50
<b>GPA18 LTX</b>	2"	18V / 25,000 RPM / paddle switch	50
GA18 LTX G	2"	18V / high torque / 6,000 RPM	50
<b>Impacts</b>	Max. Torque	Key Features	
SSD18 LTX 200	664 in. lbs.	18V / 1/4" hex impact driver	51
SSW18 LTX 200	148 in. lbs.	18V / 1/2" impact wrench	51
<b>SSW18 LTX 400 BL</b>	295 in. lbs	18V / 1/2" impact wrench / brushless / high torque in small tool	51
<b>SSW18 LTX 600</b>	450 in. lbs	18V / 1/2" impact wrench / high torque	51
<b>Drill Drivers</b>	Max. Torque	Key Features	
BS18 LT	531 in. lbs	18V / general usage	52
BS18 LTX Impuls	974 in. lbs	18V / heavy duty usage / high torque output	52
<b>BS18 LTX BL Impuls</b>	797 in. lbs	18V / brushless / electronic variable speed	53
BS18 LTX BL Quick	797 in. lbs	18V / brushless / quick change chuck	53
<b>Hammer Drills</b>	Max. Torque	Key Features	
SB18 LT	531 in. lbs	18V / general usage	52
SB18 LTX Impuls	974 in. lbs	18V / heavy duty usage / high torque output	52
<b>SB18 LTX BL Impuls</b>	797 in. lbs	18V / brushless / electronic variable speed	53
SB18 LTX BL Quick	797 in. lbs	18V / brushless / quick change chuck	53
<b>Rotary Hammers</b>	Capacity	Key Features	
<b>KHA18 LTX</b>	1"	18V / SDS-Plus combination hammer	54
KHA36 LTX	1-1/4"	36V / SDS-Plus combination hammer	54
<b>Magnetic Drill Presses</b>			
MAG28 LTX	3/4"	cordless magnetic drill press / 25.2V / permanent rare earth magnet	55
<b>Saws</b>		Key Features	
STA18 TLX	0-2,700 SPM	18V / jig saw / top handle	56
STA18 LTX 140	0-3,000 SPM	18V / jig saw / body grip	56
ASE18 LTX	0-2,700 SPM	18V / reciprocating saw	57
KSA18 LTX	2,700 RPM	18V / circular saw / 6 1/2" high torque motor	57
Jig Saw / Reciprocating / Saw Blades			136-137
<b>Illumination</b>	lumens	Key Features	
<b>ULA14.4-18</b>	280	18V / flashlight (single LED)	58
<b>SLA14.4-18</b>	880	18V / work light (6 LEDs)	58
<b>BSA14.4-18</b>	1,200/1,800	18V / site lamp (18 LEDs)	58
<b>Batteries/Chargers/ Accessories</b>		Key Features	
18V Batteries		18V / 2.0Ah / 5.2Ah	59
25.2V Batteries		25.2V / 3.0Ah	59
36V Batteries		36V / 2.6Ah / 5.2Ah	59
Chargers			59
PA 14.4-18 LED-USB		18V Power adaptor with LED light, 2 USB chargers and a belt clip	59
Screwdriver Bits			132-133

RED indicates **NEW** product in the catalog

Product specifications and power tool standard equipment are subject to change without notice.

**CONCRETE, MASONRY AND STONE GRINDING, CUTTING, FINISHING, DRILLING AND CHISELING**

**60-77**

<b>Stone Fabrication Tools</b>				Page No.
	Whl. Dia.	Amps	Key Features	
<b>WEV10-125</b>	4.5"-5"	9.5A	stone finishing grinder / electronics / variable speed	18/66
<b>WEV15-125 HT</b>	4.5"-5"	13.5A	stone finishing grinder / high torque / electronics / variable speed	18/66
PE12-175	7"	10A	dry polisher / high torque / variable speed / 700-2,200 rpm	43/67
PWE11-100	4"-5"	9.6A	wet polisher / high torque / variable speed / 1,700-5,400 rpm	67
Polisher Consumables				124
<b>Grinding/Cutting</b>				
	Whl. Dia.	Amps	Key Features	
<b>W12-125 HD Tuck Point Kit</b>	5"	10.5A	tuck point grinder / high torque / aluminum flange	64
RF14-115	4.5"	10.5A	handheld scarifier	62
RS14-125	5"	12.2A	concrete grinder / variable speed 2,000-8,000 RPM	62
RS17-125	5"	14.2A	concrete grinder / high torque 8,500 RPM	62
<b>WE15-125 HD GED</b>	5"	13.5A	concrete grinder / electronic protection / high torque / aluminum flange / grinding guard	62
<b>W12-125 HD CED</b>	5"	10.5A	masonry cutting-scoring / / high torque / aluminum flange / cutting guard	63
<b>W12-125 HD CED Plus</b>	5"	10.5A	masonry cutting-scoring / high torque / aluminum flange / cutting guard with guide wheels	63
<b>Surface Prep, Vacuum, Wall Chser</b>				
	Whl. Dia.	Amps	Key Features	
<b>7" Surface Prep Kit</b>	7"	15A	high torque / vibration dampening / dust control shroud	65
MFE30	5"	12A	wall chaser with dual diamond cutting blades	64
ASR35 ACP			9 gallon vacuum / 130 CFM / stable design	64
ASR35 ACP HEPA			9 gallon HEPA vacuum / 130 CFM / stable design	64
Vacuum Accessories				65
<b>Hammer Drills</b>				
	Size	Amps	Key Features	
SBE561	1/2"	4.5A	hammer drill / variable speed trigger	69
<b>SBE760</b>	1/2"	6.5A	hammer drill / fast, 58,000 blows per minute	69
SBE751	1/2"	6.5A	hammer drill / 2 speeds / 59,000 blows per minute	69
SBE1100 Plus	1/2"	9.5A	hammer drill / strong, 53,000 blows per minute	69
Straight Shank and Concrete Bits				131
<b>Rotary Hammers</b>				
	Size	Amps	Key Features	
<b>KHE2444</b>	1"	7A	SDS-Plus combination hammer / 2.3 joules	71
KHE-D24	1"	5.6A	SDS-Plus combination hammer / rotary stop system / D-handle	72
KHE-D28	1-1/8"	8.2A	SDS-Plus combination hammer / electronic protection / rotary stop system / D-handle	72
UHE2850 Multi	1-1/8"	9A	drill-rotary hammer- chipping gun / electronic protection / rotary stop system / 2.75 joules	73
KHE3250	1-1/8"	8.5A	light weight SDS-Plus combination hammer / electronic protection / rotary stop system / 3.1 joules	73
<b>KHE5-40</b>	1-9/16"	10.3A	SDS-Max combination hammer / 7.5 joules	74
KHE56	1-3/4"	14A	SDS-Max combination hammer / electronic impact control / 8.5 joules	74
KHE76	2"	15A	SDS-Max combination hammer / electronic protection / 11.9 joules	74
KHE96	2"	15A	SDS-Max combination hammer / electronic protection / 20 joules	74
<b>MHE5</b>		13.3A	SDS-Max demolition / chipping hammer / 8.6 joules	75
MHE96		15A	SDS-Max demolition / chipping hammer / 27 joules	75
Rotary Hammer Accessories/Consumables				76/126-130

**RED indicates** **NEW** product in the catalog

Product specifications and power tool standard equipment are subject to change without notice.

<b>DRILLS &amp; MAGNETIC DRILL PRESSES</b>				<b>78-83</b>
<b>Drills</b>	Size	Amps	Key Features	Page No.
BE561	3/8"	4.5A	3/8" VSR drill	80
BE751	1/2"	6.5A	1/2" VSR 2 speed drill / safety clutch	80
BE1100	1/2"	9.6A	1/2" VSR 2 speed drill / safety clutch / electronics / keyless chuck	80
BE75-16	1/2"	6.7A	triple gear reduction drill / extremely high torque / 1/2" VSR	80
Bi-Metal Hole Saws				134
<b>Magnetic Drill Presses</b>	Size		Key Features	
<b>MAG32</b>	1-1/4"	9A	electromagnetic drill press	81
MAG50	2"	11.9A	electromagnetic drill press / 2-speed / reversible	81
MAG28 LTX	3/4"		cordless magnetic drill press / 25.2V / permanent rare earth magnet	82
Drilling Accessories				82-83
<b>WOODWORKING TOOLS AND HEAT GUNS</b>				<b>84-89</b>
<b>Sanders/Paint Remover</b>	Size		Key Features	Page No.
SXE450 Turbo Tec	6"		dual random orbit sander / 3.4A / turbo boost / electronic protection	86
SXE400	3-1/8"		compact random orbital disc sander / 2A	86
Sander Consumables				138-139
STEB140			variable speed jig saw with orbital blade movement	87
LF724S			paint remover / 3-1/8" coverage per pass	88
<b>Heat Guns</b>			Key Features	
H16-500			2-stage variable temperature heat gun	89
HE20-600			electronic 3-stage variable temperature heat gun	89
HE23-650			precise digital programmable 2-stage	89
Heat Gun Accessories				89
<b>MORE METABO...</b>				<b>135-149</b>
<b>Chucks, Carrying Cases, Warranty, Service Center, Spare Parts</b>				135, 140-149

# SECTION: 1

## Angle Grinders





# Angle Grinders

- **New angle grinders for 2015**
  - Up to 50% more torque than previous generation
  - Up to 20% more power than previous models
  - Up to 20% more overload capacity in extreme applications (see page 10)
  - Smaller body design for more comfortable handling
- **Patented Flat Head grinders accesses acute angles as tight as 43°**
- ***Safety Brake* versions stop wheels in 2 seconds or less**
- **Patented mechanical safety slip clutch reduces the risk of grinder kickback**
- **Anti-vibration systems reduce hand/arm vibrations by 60% and extends wheel and tool life up to 100%**
- **Electronic performance monitoring increases productivity and service life up to 100% over competitive tools**



# Angle Grinder Key Features

**NEW FOR 2015**



**Safety Clutch:**

- Increased safety, predictable handling.
- Clutch helps to protect operator from kick back



**"Quick" Toolless Wheel Change System:**

- Metabo quick wheel change system allows for safe, tool-free wheel change

**LOGLIFE MOTOR**

**LongLife Motor with Winding Protection Grid:**

- Up to 50% more torque
  - Up to 20% more power
  - Up to 20% higher overload capacity
- for quicker material removal and longer service life



**Rear Air Intake:**

- Maximizes flow of cooling air, for increased protection from overheating and overload



**Paddle Switch with Deadman Function:**

- Ergonomic non-slip switch promotes safer grinder use



**Auto-balance System:**

- 50% greater wheel life
- 50% greater tool life
- Reduced likelihood of work related disorders



**Brake Technology:**

- Stops grinding wheel in under 2 seconds
- Stops thin cutting wheels in under 1 second
- Greatly reduces the likelihood of injury from kickback or loss of control

**Metabo VibraTech (MVT) Handle:**

- Reduces vibration by up to 60% compared to other handles. The risk of "White Finger Syndrome" caused by vibration exposure over the workers lifespan is reduced considerably!

Note: features depend on specific model



**Rear vents:**

Optimize air flow for cooler operation



**Gear housing can be rotated at 90° steps:**

For left-handed operation or for cutting



**Accessory multiple position bar:**

Infinite adjustment of the side handle for ergonomic, low-fatigue working (e.g. for cutting jobs, left-handed users or in confined spaces)

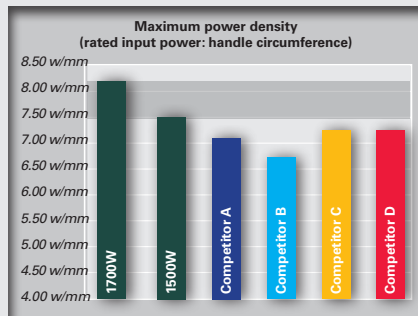
**Carabiner securing:**

For safer transportation (WEPBA only)


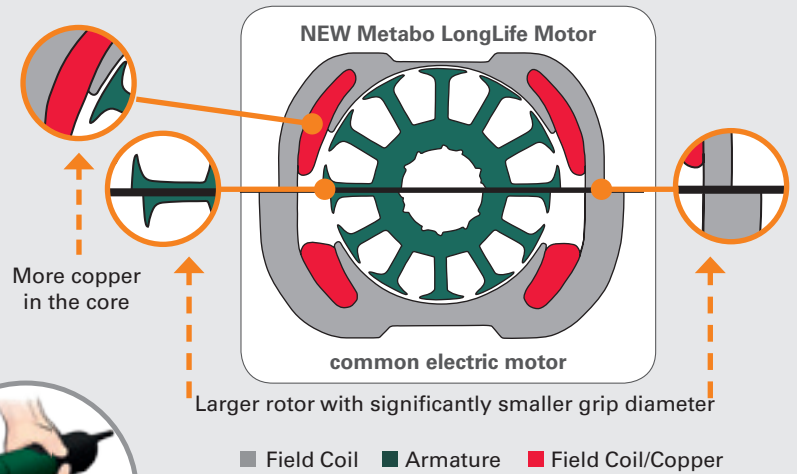
## Reduced grip diameter!

State of the industry ergonomics with up to 1,700 Watt rated input power.

- Patented Motor Design: winding technology with **more copper** in an optimized space
- Reliable: **highest power density** in the respective Watt class
- Easy to handle: **ergonomic design** of the motor housing ensures comfort and less fatigue



### Cross-section electric motor

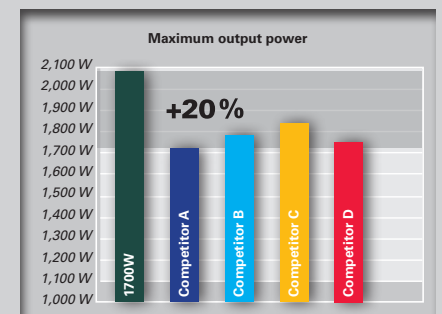
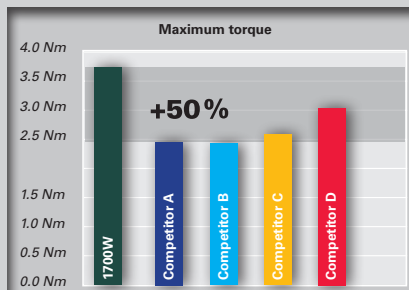


➤ Up to **20%** more maximum output power!

Allows you to reach your goal faster.

➤ Up to **50%** more torque!

Constant speed under load for maximum productivity.



## New Angle Grinder Cross Reference Chart

Old Item		<b>NEW FOR 2015</b>		Applications / Features	
Model No.	Order No.	Model No.	Order No.		
4-1/2" Angle Grinders	W8-115	600259420	W9-115	600354420	8.5 Amp grinders for a wide range of grinding, cutting, deburring and brushing applications.
	W8-115 Kit	600259850	W9-115 Kit	600354850	
	W8-115 Quick	600264420	W9-115 Quick	600371420	
	WP8-115 Quick	600267420	WP9-115 Quick	600380420	
	New to the Metabo line		WP12-115 Quick	600410420	10.5 Amp grinder with high torque and added power, perfect for working with fiber discs, flap discs as well as grinding, cutting, deburring and brushing applications.
4-1/2" / 5" Angle Grinders	W8-125	600263420	W9-125	600376420	8.5 Amp grinders for a wide range of grinding, cutting, deburring and brushing applications.
	WP8-125 Quick	600268420	WP9-125 Quick	600384420	
	W11-125 Quick	600270420	W12-125 Quick	600398420	10.5 Amp grinder with high torque and added power, perfect for working with fiber discs, flap discs as well as grinding, cutting, deburring and brushing applications.
	New to the Metabo line		WPB12-125 Quick	600428420	10.5 Amp grinder with <b>safety brake</b> for demanding grinding, cutting, deburring and brushing applications.
	New to the Metabo line		WEP15-125 Quick	600476420	Powerful 13.5 Amp electronic non-locking paddle switch grinder for heavy duty metal removal and faster cutting.
	WE9-125 Quick	600269420	WEV10-125 Quick	600388420	Variable Speed grinders perfect for grinding, cutting and finishing operations on steel, stainless steel and natural stone / masonry materials.
	WE14-125 Plus	600281420	WEV15-125 Quick	600468420	
	WE14-125 VS	600292420	WEV15-125 Quick HT	600562420	
	WE14-125 Inox Plus	602131420	WEV15-125 Quick Inox	600572420	
	WEPBA14-125 Quick	600166420	WEPBA17-125 Quick	600548420	Extremely powerful 14.5 Amp electronic non-locking paddle switch angle grinder with <b>safety brake</b> for the most demanding cutting and grinding operations. Extra long tool and wheel life.
6" Angle Grinders	W11-150 Quick	600271420	W12-150 Quick	600407420	10.5 Amp grinders with high torque and added power, for grinding, cutting, deburring, brushing applications as well as working with fiber discs and flap discs.
	WP11-150 Quick	600280420	WP12-150 Quick	600418420	
	New to the Metabo line		WPB12-150 Quick	600432420	10.5 Amp grinder with <b>safety brake</b> for demanding grinding, cutting, deburring, brushing applications.
	WE14-150 Quick	600160420	WE15-150 Quick	600464420	Powerful 13.5 Amp electronic non-locking paddle switch grinder for faster metal removal, faster cutting, in heavy duty applications.
	WEP14-150 Quick	600290420	WEP15-150 Quick	600488420	
	New to the Metabo line		WEP17-150 Quick	600507420	Extremely powerful 14.5 Amp electronic non-locking paddle switch angle grinder for the most demanding cutting and grinding operations.
	WEPBA14-150 Quick	600322420	WEPBA 17-150 Quick	600552420	Extremely powerful 14.5 Amp electronic non-locking paddle switch angle grinder with <b>safety brake</b> for the most demanding cutting and grinding operations. Extra long tool and wheel life.
Tuck Pointing, Concrete Cutting and Grinding	New to the Metabo line		W12-125 HD TuckPoint	600408690	10.5 Amp dustless tuck pointing grinder kit. Powerful and fastest removal rate, especially in hard mortars.
	New to the Metabo line		W12-125 HD CED	600408620	10.5 Amp dustless concrete cutting / scoring kit. Use with depth control base plate or free hand.
	New to the Metabo line		W12-125 HD CED Plus	600408680	10.5 Amp dustless concrete cutting / scoring kit. Use with guided depth control base plate or free hand. Make perfectly straight cuts when used with accessory guide rail.
	New to the Metabo line		WE15-125 HD GED	600465620	13.5 Amp dustless concrete grinder kit. Low profile head for access to low areas. Extreme power for fastest removal rate.



The right grinder for every application.

Type

Page

**PERFORMANCE SERIES** Angle grinders designed and built to withstand the rigors of everyday shop use

**6" Angle Grinders**  
Maximum grinding wheel dia.

**Applications:**  
Edge grinding  
Deburring  
Weld grinding  
Metal removal  
Tile cutting



Rated input watts	
720-1450	
W720-115	24
W820-115	24
W820-125	24
WP820-115	24
WP820-125	24
W1080-115	25
W1080-125	25
W1080 RT	25
WE1450-125 RT	25
WE1450-150 RT	25

**7" and 9" Angle Grinders**  
Maximum grinding wheel dia.

**Applications:**  
Hard grinding  
Heavy weld removal  
Heavy metal removal  
Cutting brick/block/pavers



Rated input watts	
2000	
W2000 (7")	31
W2000 (9")	31

**PROFESSIONAL SERIES** Angle grinders designed and built for full time use in demanding applications, for users who demand top performance, safety and productivity features

**4 1/2", 5", 6" Angle Grinders**  
Maximum grinding wheel dia.

**Applications:**  
Wire brushing  
Cutting rod, angle iron, pipe  
Welding preparation  
Smoothing welded seams  
Metal removal  
Cutting tiles  
Stone cutting, forming, polishing  
Paint preparation



Rated input watts	
900-1550	
W9-115 Kit	<b>NEW!</b> 14
W9-115	<b>NEW!</b> 14
W9-115 Quick	<b>NEW!</b> 15
WP9-115	<b>NEW!</b> 15
WP12-115 Quick	<b>NEW!</b> 15
W9-125	<b>NEW!</b> 16
WP9-125 Quick	<b>NEW!</b> 16
W12-125 Quick	<b>NEW!</b> 17
WEP15-125 Quick	<b>NEW!</b> 17
WEV10-125	<b>NEW!</b> 18
WEV15-125 Quick	<b>NEW!</b> 18
WEV15-125 HT	<b>NEW!</b> 18
W12-150 Quick	<b>NEW!</b> 19
WP12-150 Quick	<b>NEW!</b> 19
WE15-150 Quick	<b>NEW!</b> 20
WEP15-150 Quick	<b>NEW!</b> 20
WEP17-150 Quick	<b>NEW!</b> 20
WPB12-125 Quick	<b>NEW!</b> 22
WPB12-150 Quick	<b>NEW!</b> 22
WEPBA17-125 Quick	<b>NEW!</b> 23
WEPBA17-150 Quick	<b>NEW!</b> 23
WEF9-125	27
WEFP9-125	<b>NEW!</b> 27

**6" Intermediate Angle Grinders**  
Maximum grinding wheel dia."

**Applications:**  
Cutting thick sections  
Hard grinding  
Heavy weld grinding



Rated input watts	
1400	
W14-150 Ergo	28
W14-150 Ergo (DM)	28

**7" and 9" Angle Grinders**  
Maximum grinding wheel dia.

**Applications:**  
Cutting full material  
Cutting concrete and slabs  
Hard grinding  
Maximum material removal



Rated input watts	
2400-2600	
W24-180 MVT	<b>NEW!</b> 30
W24-230 MVT	<b>NEW!</b> 30
W26-230 MVT	<b>NEW!</b> 30



W9-115 Kit  
4 1/2" Angle Grinder

**NEW**



W9-115  
4 1/2" Angle Grinder

**NEW**

Model	W9-115 Kit 600354850	W9-115 600354420
Maximum wheel diameter	4-1/2"	4-1/2"
Amps	8.5	8.5
Rated input watts	900	900
No-load speed (RPM)	10,500	10,500
Maximum torque (inch lbs.)	22.1 inch lbs.	22.1 inch lbs.
Switch Type	Lock-on slide	Lock-on slide
LongLife motor	•	•
AC/DC capability	•	•
Metabo safety slip clutch	•	•
Low profile aluminum die-cast gear housing	•	•
Rotatable gear housing	•	•
Burst-proof guard w/ 7 stops	•	•
Auto-stop carbon brushes	•	•
Winding protection grid	•	•
Arbor size	7/8"	7/8"
Spindle thread	5/8"-11	5/8"-11
Tool weight	4.6 lbs.	4.6 lbs.
Shipping weight	8.9 lbs.	5.94 lbs.
Length	11.9"	11.9"
Carrying case	344454180 (standard)	344454180 (optional)
Standard equipment:		
Type 27 wheel guard	339204490	339204490
Side handle	314000540	316046590
Inner flange	341031290	341031290
Locking nut	341101480	341101480
Spanner wrench	623934000	623934000
Diamond wheel	624306000	
Optional equipment:		
Quick-Clip on Type 1 cutting guard	630351000	630351000



**W9-115 Quick**  
4 1/2" Angle Grinder

**NEW**



**WP9-115 Quick**  
4 1/2" Angle Grinder  
with non-locking paddle switch

**NEW**



**WP12-115 Quick**  
4 1/2" Angle Grinder  
with non-locking paddle switch

**NEW**

Model	W9-115 Quick 600371420	WP9-115 Quick 600380420	WP12-115 Quick 600410420
Maximum wheel diameter	4-1/2"	4-1/2"	4-1/2"
Amps	8.5	8.5	10.5
Rated input watts	900	900	1250
No-load speed (RPM)	10,500	10,500	11,000
Maximum torque (inch lbs.)	22.1 inch lbs.	22.1 inch lbs.	30.1 inch lbs.
Switch Type	Lock-on slide	Non-locking paddle	Non-locking paddle
LongLife motor	•	•	•
AC/DC capability	•	•	•
Metabo safety slip clutch	•	•	•
Quick wheel change system	•	•	•
Low profile aluminum die-cast gear housing	•	•	•
Rotatable gear housing	•	•	•
Burst-proof guard w/ 7 stops	•	•	•
Vibration dampened side handle	•	•	
Anti-vibration side handle			•
Auto-stop carbon brushes	•	•	•
Winding protection grid	•	•	•
Arbor size	7/8"	7/8"	7/8"
Spindle thread	5/8"-11	5/8"-11	5/8"-11
Tool weight	4.6 lbs.	4.6 lbs.	5.3 lbs.
Shipping weight	5.94 lbs.	6 lbs.	6.54 lbs.
Length	11.4"	11.4"	12.4"
Carrying case (optional)	344454180	344454180	344454180
<b>Standard equipment:</b>			
Type 27 wheel guard	339204490	339204490	339204490
Side handle	316046590	316046590	314000970
Inner flange	341031290	341031290	341031290
Locking nut	316055450	316055450	316055450
<b>Optional equipment:</b>			
Quick-Clip on Type 1 cutting guard	630351000	630351000	630351000
Dust filter			630792000



**W9-125**  
4 1/2"/ 5" Angle Grinder

**NEW**



**WP9-125 Quick**  
4 1/2"/ 5" Angle Grinder  
with non-locking paddle switch

**NEW**

Model	W9-125 600376420	WP9-125 Quick 600384420
Maximum wheel diameter	4-1/2" - 5"	4-1/2" - 5"
Amps	8.5	8.5
Rated input watts	900	900
No-load speed (RPM)	10,500	10,500
Maximum torque (inch lbs.)	22.1 inch lbs.	22.1 inch lbs
Switch Type	Lock-on slide	Non-locking paddle
LongLife motor	•	•
AC/DC capability	•	•
Auto-balance vibration control		
Metabo safety slip clutch	•	•
Quick wheel change system		•
Low profile aluminum die-cast gear housing	•	•
Rotatable gear housing	•	•
Burst-proof guard w/ 7 stops	•	•
Vibration dampened side handle		•
Auto-stop carbon brushes	•	•
Winding protection grid	•	•
Arbor size	7/8"	7/8"
Spindle thread	5/8"-11	5/8"-11
Tool weight	4.6 lbs.	4.6 lbs.
Shipping weight	6.03 lbs.	5.64 lbs.
Length	11.4"	11.4"
Carrying case (optional)	344454180	344454180
<b>Standard equipment:</b>		
Type 27 wheel guard	339204500	339204500
Side handle	316046590	316046590
Inner flange	341031290	341031290
Locking nut	341101480	316055450
Spanner wrench	623934000	
<b>Optional equipment:</b>		
Quick-Clip on Type 1 cutting guard	630352000	630352000



**W12-125 Quick**  
4 1/2" / 5" Angle Grinder

**NEW**



**WEP15-125 Quick**  
4 1/2" / 5" Angle Grinder  
with non-locking paddle switch

**NEW**

Model	W12-125 Quick 600398420	WEP15-125 Quick 600476420
Maximum wheel diameter	4-1/2" - 5"	4-1/2" - 5"
Amps	10.5	13.5
Rated input watts	1250	1550
No-load speed (RPM)	11,000	11,000
Maximum torque (inch lbs.)	30.1 inch lbs.	31.0 inch lbs.
Switch Type	Lock-on slide	Non-locking paddle
LongLife motor	•	•
AC/DC Capability	•	
Metabo safety slip clutch	•	•
Quick wheel change system	•	•
Electronic features:		
Electronic speed stabilization (TC)		•
Current interruption protection		•
Soft start feature		•
Overload protection w/ LED		•
Low profile aluminum die-cast gear housing	•	•
Rotatable gear housing	•	•
Burst-proof guard w/ 7 stops	•	•
Anti-vibration side handle	•	•
Auto-stop carbon brushes	•	•
Winding protection grid	•	•
Arbor size	7/8"	7/8"
Spindle thread	5/8"-11	5/8"-11
Tool weight	5.5 lbs.	5.7 lbs.
Shipping weight	6.60 lbs.	6.54 lbs.
Length	12.4"	12.4"
Carrying case (optional)	344454180	344454180
<b>Standard equipment:</b>		
Type 27 wheel guard	339204500	339204500
Side handle	314000970	314000970
Inner flange	341031290	341031290
Locking nut	316055450	316055450
<b>Optional equipment:</b>		
Quick-Clip on Type 1 cutting guard	630352000	630352000
Dust filter	630791000	630792000



**WEV10-125**  
Electronic Variable Speed  
4 1/2"/ 5" Angle Grinder

**NEW**



**WEV15-125 Quick**  
Electronic Variable Speed  
4 1/2"/ 5" Angle Grinder

**NEW**



**WEV15-125 HT**  
Electronic Variable Speed  
4 1/2"/ 5" Angle Grinder

**NEW**

Model	WEV10-125 600388420	WEV15-125 Quick 600468420	WEV15-125 HT 600562420
Maximum wheel diameter	4-1/2" - 5"	4-1/2" - 5"	4-1/2" - 5"
Amps	9.5	13.5	13.5
Rated input watts	1000	1550	1550
No-load speed (RPM)	2800-10500	2800-11000	2800-9600
Maximum torque (inch lbs.)	23.9 inch lbs.	34.5 inch lbs.	37.2 inch lbs.
Switch Type	Lock-on slide	Lock-on slide	Lock-on slide
LongLife motor	•	•	•
Metabo safety slip clutch	•	•	•
Quick wheel change system		•	
Electronic features:			
Variable speed dial (VTC)	•	•	•
Current interruption protection	•	•	•
Soft start feature	•	•	•
Overload protection w/ LED	•	•	•
Low profile aluminum die-cast gear housing	•	•	•
Rotatable gear housing	•	•	•
Burst-proof guard w/ 7 stops	•	•	•
Vibration dampened side handle	•		
Anti-vibration side handle		•	•
Auto-stop carbon brushes	•	•	•
Winding protection grid	•	•	•
Arbor size	7/8"	7/8"	7/8"
Spindle thread	5/8"-11	5/8"-11	5/8"-11
Tool weight	4.6 lbs.	5.5 lbs.	5.5 lbs.
Shipping weight	6.60 lbs.	6.60 lbs.	6.53 lbs.
Length	11.4"	12.4"	12.5"
Carrying case (optional)	344454180	344454180	344454180
<b>Standard equipment:</b>			
Type 27 wheel guard	339204500	339204500	339204500
Side handle	316046590	314000970	314000970
Inner flange	341031290	341031290	341031290
Locking nut	341101480	316055450	341101480
Spanner wrench	623934000		623934000
<b>Optional equipment:</b>			
Quick-Clip on Type 1 cutting guard	630352000	630352000	630352000
Dust filter		630791000	630791000



W12-150 Quick  
6" Angle Grinder

**NEW**



WP12-150 Quick  
6" Angle Grinder  
with non-locking paddle switch

**NEW**

Model	W12-150 Quick 600407420	WP12-150 Quick 600418420
Maximum wheel diameter	6"	6"
Amps	10.5	10.5
Rated input watts	1250	1250
No-load speed (RPM)	9,600	9,600
Maximum torque (inch lbs.)	33.6 inch lbs.	33.6 inch lbs.
Switch Type	Lock-on slide	Non-locking paddle
LongLife motor	•	•
AC/DC capability	•	•
Metabo safety slip clutch	•	•
Quick wheel change system	•	•
Low profile aluminum die-cast gear housing	•	•
Rotatable gear housing	•	•
Burst-proof guard w/ 7 stops	•	•
Anti-vibration side handle	•	•
Auto-stop carbon brushes	•	•
Winding protection grid	•	•
Arbor size	7/8"	7/8"
Spindle thread	5/8"-11	5/8"-11
Tool weight	5.5 lbs.	5.5 lbs.
Shipping weight	6.54 lbs.	6.54 lbs.
Length	12.4"	12.4"
Carrying case (optional)	656304000	656304000
<b>Standard equipment:</b>		
Type 27 wheel guard	339204510	339204510
Quick-Clip on Type 1 cutting guard	630353000	630353000
Side handle	314000970	314000970
Inner flange	341031290	341031290
Locking nut	316055450	316055450
<b>Optional equipment:</b>		
Dust filter	630791000	630792000
Multiple position bar	627362000	627362000





**WE15-150 Quick**  
Electronic 6" Angle Grinder

**NEW**



**WEP15-150 Quick**  
Electronic 6" Angle Grinder  
with non-locking paddle switch

**NEW**



**WEP17-150 Quick**  
Electronic 6" Angle Grinder  
with non-locking paddle switch

**NEW**

Model	WE15-150 Quick 600464420	WEP15-150 Quick 600488420	WEP17-150 Quick 600507420
Maximum wheel diameter	6"	6"	6"
Amps	13.5	13.5	14.5
Rated input watts	1550	1550	1700
No-load speed (RPM)	9,600	9,600	9,600
Maximum torque (inch lbs.)	34.5 inch lbs.	34.5 inch lbs.	38.1 inch lbs.
Switch type	Lock-on slide	Non-locking paddle	Non-locking paddle
LongLife motor	•	•	•
Metabo safety slip clutch	•	•	•
Quick wheel change system	•	•	•
Electronic features:			
Electronic speed stabilization (TC)	•	•	•
Current interruption protection	•	•	•
Soft start feature	•	•	•
Overload protection w/ LED	•	•	•
Low profile aluminum die-cast gear housing	•	•	•
Rotatable gear housing	•	•	•
Burst-proof guard w/ 7 stops	•	•	•
Anti-vibration side handle	•	•	•
Auto-stop carbon brushes	•	•	•
Winding protection grid	•	•	•
Arbor size	7/8"	7/8"	7/8"
Spindle thread	5/8"-11	5/8"-11	5/8"-11
Tool weight	5.7 lbs.	5.7 lbs.	5.7 lbs.
Shipping weight	6.54 lbs.	6.54 lbs.	7.29 lbs.
Length	12.4"	12.4"	12.4"
Carrying case (optional)	656304000	656304000	656304000
<b>Standard equipment:</b>			
Type 27 wheel guard	339204510	339204510	339204510
Quick-Clip on Type 1 cutting guard	630353000	630353000	630353000
Side handle	314000970	314000970	314000970
Inner flange	341031290	341031290	341031290
Locking nut	316055450	316055450	316055450
<b>Optional equipment:</b>			
Dust filter	630791000	630792000	630792000
Multiple position bar	627362000	627362000	627362000



# 4 1/2" - 6" Safety Brake Grinders



**#1 IN SAFETY**

Metabo angle grinders are known for their longevity, safety and innovative features that make them more comfortable, offering longer wheel life, longer tool life and ultimate safety!

### METABO BRAKE TECHNOLOGY

- Stops grinding wheels in under 2 seconds
- Stops thin cutting wheels in under 1 second
- Greatly reduces the likelihood of injury from kickback or loss of control



#### The Auto-Balance Advantage = Reduced Vibration

- Less fatigue, more comfort
- Reduced possibility of cumulative work related disorders
- Up to 100% Longer Tool Life
- Up to 100% Longer Wheel Life (depending on model)



#### The Metabo Safety Package

- Auto-balancer System (depending on model)
- Metabo Brake Technology (depending on model)
- Ergonomic Anti-Vibration Side handle
- Metabo S-Automatic Safety Clutch
- Toolless, Burst-proof Guard
- Non-locking Paddle Switch designs



**WPB12-125 Quick**  
4 1/2" / 5" Angle Grinder  
with non-locking paddle switch and brake



**NEW**



**WPB12-150 Quick**  
6" Angle Grinder  
with non-locking paddle switch and brake



**NEW**

Model	WPB12-125 Quick 600428420	WPB12-150 Quick 600432420
Maximum wheel diameter	4-1/2" - 5"	6"
Amps	10.5	10.5
Rated input watts	1250	1250
No-load speed (RPM)	11,000	9,600
Maximum torque (inch lbs.)	30.1 inch lbs.	33.6 inch lbs.
Switch Type	Non-locking paddle	Non-locking paddle
LongLife motor	•	•
AC/DC capability	•	•
Mechanical brake technology	•	•
Metabo safety slip clutch	•	•
Quick wheel change system	•	•
Low profile aluminum die-cast gear housing	•	•
Rotatable gear housing	•	•
Burst-proof guard w/ 7 stops	•	•
Anti-vibration side handle	•	•
Auto-stop carbon brushes	•	•
Winding protection grid	•	•
Arbor size	7/8"	7/8"
Spindle thread	5/8"-11	5/8"-11
Tool weight	5.7 lbs.	6 lbs.
Shipping weight	6.54 lbs.	6.54 lbs.
Length	13.3"	13.3"
Carrying case (optional)	344454180	656304000
<b>Standard equipment:</b>		
Type 27 wheel guard	339204500	339204510
Quick-Clip on Type 1 cutting guard		630353000
Side handle	314000970	314000970
Locking nut	316055450	316055450
<b>Optional equipment:</b>		
Quick-Clip on Type 1 cutting guard	630352000	
Dust filter	630792000	630792000
Multiple position bar	627362000	627362000



WORLD'S FIRST  
1700 WATT SMALL  
ANGLE GRINDER!



WEPBA17-125 Quick  
Electronic 5" Angle Grinder  
with non-locking paddle switch,  
brake and auto-balance

WEPBA17-150 Quick  
Electronic 6" Angle Grinder  
with non-locking paddle switch,  
brake and auto-balance

**NEW**

**NEW**

Model	WEPBA17-125 Quick 600548420	WEPBA17-150 Quick 600552420
Maximum wheel diameter	4-1/2" - 5"	6"
Amps	14.5	14.5
Rated input watts	1700	1700
No-load speed (RPM)	11,000	9,600
Maximum torque (inch lbs.)	32.7 inch lbs.	38.1 inch lbs.
Switch Type	Non-locking paddle	Non-locking paddle
LongLife motor	•	•
Mechanical brake technology	•	•
Auto-balance vibration control	•	•
Metabo safety slip clutch	•	•
Quick wheel change system	•	•
Electronic features:		
Electronic speed stabilization (TC)	•	•
Current interruption protection	•	•
Soft start feature	•	•
Overload protection w/ LED	•	•
Low profile aluminum die-cast gear housing	•	•
Rotatable gear housing	•	•
Burst-proof guard w/ 7 stops	•	•
Anti-vibration side handle	•	•
Auto-stop carbon brushes	•	•
Winding protection grid	•	•
Arbor size	7/8"	7/8"
Spindle thread	5/8"-11	5/8"-11
Tool weight	6 lbs.	6.2 lbs.
Shipping weight	7.10 lbs.	7.23 lbs.
Length	13.4"	13.4"
Carrying case (optional)	344454180	656304000
<b>Standard equipment:</b>		
Type 27 wheel guard	339204500	339204510
Type 1 wheel guard		630353000
Side handle	314000970	314000970
Locking nut	316055450	316055450
<b>Optional equipment:</b>		
Quick-Clip on Type 1 cutting guard	630352000	
Dust filter	630792000	630792000
Multiple position bar	627362000	627362000

# Flat Head Grinders: Boldly Grind Where No Other Grinder Can!

Unique flat head design allows access to those confined spaces and narrow angles where standard grinders will not reach.

## ➤ Patented Flat Head Gearbox Design

A 2-5/8" clearance fits acute angles as small as 43°

## ➤ Electronic Safety Clutch

Increases safety by shutting off the tool if the wheel jams

## ➤ Burst Proof Guard

7 locking positions

## ➤ Applications

- Metal cutting and grinding
- Metal fabrication
- Steel erection
- Pipefitting
- Ship building/maintenance
- General metal industry
- General contractors

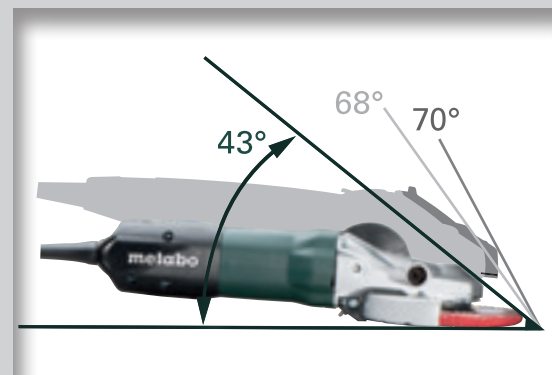
43°

## THE SOLUTION FOR TIGHT SPACES

A patented gear drive allows for a very low profile head design that enables grinding in acute angles as small as 43° and into narrow spaces as low as 2 5/8" high.

Ergonomic design reduces fatigue, even when working on weld joints in difficult positions.

Specifically designed abrasive accessories allow the flat head grinder to work faster and longer.



**Patented gear design:**  
the Metabo flat head angle grinder vs. standard angle grinders





**WEF9-125**  
4 1/2"-5" Electronic  
Flat Head Angle Grinder



**WEPF9-125**  
4 1/2"-5" Electronic  
Flat Head Angle Grinder with  
non-locking paddle switch

**NEW**

Model	WEF9-125 613060420	WEPF9-125 613069420
Maximum wheel diameter	4-1/2" - 5"	4-1/2" - 5"
Amps	8	8
Rated input watts	910	910
No-load speed (RPM)	10,000	10,000
Maximum torque (inch lbs.)	18 inch lbs.	18 inch lbs.
Switch Type	Lock-on slide	Non-locking paddle
LongLife motor	•	•
Electronic features:		
Speed stabilization	•	•
Current interruption protection	•	•
Soft start feature	•	•
Overload protection	•	•
Electronic safety clutch	•	•
Flat head aluminum die-cast gear housing	•	•
Rotatable gear housing	•	•
Burst-proof guard	•	•
Ergonomic side handle	•	•
Auto-stop carbon brushes	•	•
Winding protection grid	•	•
Arbor size	7/8"	7/8"
Spindle thread	5/8"-11	5/8"-11
Tool weight	4.7 lbs.	4.7 lbs.
Shipping weight	6.6 lbs.	6.6 lbs.
Length	13.8"	13.8"
<b>Standard equipment:</b>		
Type 27 wheel guard	316055590	316055590
Side handle	316046590	316046590
Side handle extension	341210700	
Inner flange	341031290	341031290
Locking nut	341101480	341101480
Spanner wrench	623934000	623934000
<b>Optional equipment:</b>		
Type 1 cutting guard	630355000	630355000



**W720-115**  
4 1/2" Angle Grinder



**W820-115**  
4 1/2" Angle Grinder



**W820-125**  
5" Angle Grinder



**WP820-115**  
4 1/2" Angle Grinder  
with non-locking  
paddle switch



**WP820-125**  
5" Angle Grinder  
with non-locking  
paddle switch

Model	W720-115 606725420	W820-115 606727420	W820-125 606728420	WP820-115 606729420	WP820-125 606730420
Maximum wheel diameter	4 1/2"	4 1/2"	4-1/2" - 5"	4 1/2"	4-1/2" - 5"
Amps	6.5	7.5	7.5	7.5	7.5
Rated input watts	720	820	820	820	820
No-load speed (RPM)	11,000	11,000	10,000	11,000	10,000
Maximum torque (inch lbs.)	14 inch lbs.	14 inch lbs.	16 inch lbs.	14 inch lbs.	16 inch lbs.
Switch Type	Lock-on slide	Lock-on slide	Lock-on slide	Non-locking paddle	Non-locking paddle
Heavy duty motor	•	•	•	•	•
Low profile aluminum die-cast gear housing	•	•	•	•	•
Rotatable gear housing	•	•	•	•	•
Burst-proof guard	•	•	•	•	•
Ergonomic side handle	•	•	•	•	•
Auto-stop carbon brushes	•	•	•	•	•
Arbor size	7/8"	7/8"	7/8"	7/8"	7/8"
Spindle thread	5/8"-11	5/8"-11	5/8"-11	5/8"-11	5/8"-11
Tool weight	4.4 lbs.	4.7 lbs.	4.7 lbs.	4.7 lbs.	4.7 lbs.
Shipping weight	5.8 lbs.	6.0 lbs.	6.0 lbs.	6.0 lbs.	6.0 lbs.
Length	10.8"	10.8"	10.8"	10.8"	10.8"
Carrying case (optional)	344454180	344454180	344454180	344454180	344454180
<b>Standard equipment:</b>					
Type 27 wheel guard	339203660	339203660	339203670	339203660	339203670
Side handle	314000540	314000540	314000540	314000540	314000540
Inner flange	341031290	341031290	341031290	341031290	341031290
Locking nut	341101480	341101480	341101480	341101480	341101480
Spanner wrench	623934000	623934000	623934000	623934000	623934000
<b>Optional equipment:</b>					
Type 1 cutting guard	630366000	630366000	630364000	630366000	630364000



**W1080-115**  
4 1/2" Angle  
Grinder



**W1080-125**  
5" Angle Grinder



**W1080 RT**  
5" Angle Grinder



**WE1450-125 RT**  
5" Angle Grinder



**WE1450-150 RT**  
6" Angle Grinder

Model	W1080-115 606721420	W1080-125 606722420	W1080 RT 606724420	WE1450-125 RT 600680420	WE1450-150 RT 600683420
Maximum wheel diameter	4 1/2"	4-1/2" - 5"	4-1/2" - 5"	4-1/2" - 5"	6"
Amps	10	10	10	12	12
Rated input watts	1080	1080	1080	1450	1450
No-load speed (RPM)	11,000	10,000	10,000	9,000	9,000
Maximum torque (inch lbs.)	26 inch lbs.	26 inch lbs.	26 inch lbs.	44 inch lbs.	44 inch lbs.
Switch Type	Lock-on slide	Lock-on slide	Non-locking trigger	Non-locking trigger	Non-locking trigger
Heavy duty motor	•	•	•	•	•
AC/DC capability			•		
Electronic features:					
Speed stabilization (TC)				•	•
Soft start feature				•	•
Overload protection				•	•
Ergonomic rat tail design			•	•	•
Low profile aluminum die-cast gear housing	•	•	•	•	•
Rotatable gear housing	•	•	•	•	•
Burst-proof guard	•	•	•	•	•
Ergonomic side handle	•	•	•	•	•
Auto-stop carbon brushes	•	•	•	•	•
Arbor size	7/8"	7/8"	7/8"	7/8"	7/8"
Spindle thread	5/8"-11	5/8"-11	5/8"-11	5/8"-11	5/8"-11
Tool weight	5.2 lbs.	5.4 lbs.	5.4 lbs.	5.2 lbs.	5.2 lbs.
Shipping weight	6.6 lbs.	6.0 lbs.	6.8 lbs.	6.6 lbs.	6.6 lbs.
Length	12"	12"	14.8"	14.8"	14.8"
Carrying case (optional)	344454180	344454180	623854000	623854000	623854000
<b>Standard equipment:</b>					
Type 27 wheel guard	339203990	339203970	339203970	339203970	339204250
Side handle	314000540	314000540	314000540	314000540	314000540
Inner flange	341031290	341031290	341031290	341031290	341031290
Locking nut	341101480	341101480	341101480	341101480	341101480
Spanner wrench	623934000	623934000	623934000	623934000	623934000
<b>Optional equipment:</b>					
Type 1 cutting guard	630366000	630364000	630364000	630364000	630362000



W14-150 Ergo  
6" Angle Grinder



W14-150 Ergo "Deadman"  
6" Angle Grinder with  
non-locking trigger switch

Model	W14-150 Ergo 606251420	W14-150 Ergo DM 606251440
Maximum wheel diameter	6"	6"
Amps	12	12
Rated input watts	1400	1400
No-load speed (RPM)	9,700	9,700
Maximum torque (inch lbs.)	44 inch lbs.	44 inch lbs.
Switch type	Lock-on trigger	Non-locking trigger
LongLife motor	•	•
Safety lock to prevent accidental switching on of the tool	•	•
Low profile aluminum die-cast gear housing	•	•
Burst-proof guard w/ 7 stops	•	•
Anti-vibration (3 position) side handle	•	•
Twister 3-position rear handle for cutting/grinding	•	•
Auto-stop carbon brushes	•	•
Winding protection grid	•	•
Arbor size	7/8"	7/8"
Spindle thread	5/8"-11	5/8"-11
Tool weight	8.2 lbs.	8.2
Shipping weight	10.2 lbs.	10.2
Length	16"	16"
Carrying case (optional)	623874000	623874000
<b>Standard equipment:</b>		
Type 27 wheel guard	339203020	339203020
Side handle	314000970	314000970
Inner flange	341031290	341031290
Locking nut	341101480	341101480
Spanner wrench	623934000	623934000
<b>Optional equipment:</b>		
Quick-Clip on Type 1 cutting guard	630353000	630353000



# 7"-9" Angle Grinder Key Features

## Aluminum Die-cast Housing:

- Optimum heat dissipation
- Superior durability

## LOGLIFE MOTOR

### Improved LongLife Motor:

- Heavier duty
- Higher overload capacity
- Up to 100% longer service life in demanding applications



## Rotating Rear Handle:

- Perfect ergonomics

## Burst-Proof Guard:

- Quickly change the position
- Increases operator safety

- Metabo VibraTech (MVT) Handle:
- Reduces vibration by up to 60%
- Reduces risk of work related disabilities from vibration



Note: features depend on specific model





W24-180 MVT  
7" Angle Grinder

**NEW**



W24-230 MVT  
9" Angle Grinder

**NEW**



W26-230 MVT  
9" Angle Grinder

**NEW**

Model # (lock-on trigger) # (non-locking deadman switch)	W24-180 MVT 606466420 US606466760	W24-230 MVT 606467420 US606467760	W26-230 MVT 606474420 US606474760
Maximum wheel diameter	7"	9"	9"
Amps	15	15	15
Rated input watts	2400	2400	2600
No-load speed (RPM)	8,500	6,600	6,600
Maximum torque (inch lbs.)	124 inch lbs.	150 inch lbs.	159 inch lbs.
LongLife motor	•	•	•
AC/DC capability	•	•	•
Safety lock to prevent accidental switching on of the tool	•	•	•
Low profile aluminum die-cast gear housing	•	•	•
Burst-proof guard w/ 7 stops	•	•	•
Anti-vibration (3 position) side handle	•	•	•
Twister 3-position rear handle for cutting/grinding	•	•	•
Auto-stop carbon brushes	•	•	•
Winding protection grid	•	•	•
Arbor size	7/8"	7/8"	7/8"
Spindle thread	5/8"-11	5/8"-11	5/8"-11
Tool weight	13.3 lbs.	13.6 lbs.	16.5 lbs.
Shipping weight	17 lbs.	17.3 lbs.	20.2 lbs.
Length	18"	18"	18"
Carrying case (optional)	623874000	623874000	623874000
<b>Standard equipment:</b>			
Type 27 wheel guard	339204020	339204010	339204010
Side handle	314000960	314000960	314000960
<b>Optional equipment:</b>			
Type 1 cutting guard	630357000	630356000	630356000

Optional Equipment:

For mounting Type 1 and Type 27 non-hubbed wheels



US655038000 Adaptor kit to mount Type 1 diamond blades on 7" - 9" grinders.



655039000 Adaptor kit to mount 7" - 9" Type 27 wheels w/o hub. 655052000 replacement nut.

Dustless 7" Convertible Shroud



655154000 Dustless 7" Convertible Shroud For concrete surface prep using 7" diamond cup wheels on W24-180, W24-230 or W26-230.

Professional Series Type 1 Cut-off Wheel Guard



630357000 Type 1 Cut-off wheel guard for 7" Grinders. 630356000 Type 1 Cut-off wheel guard For 9" Grinders.



W2000  
7" Angle Grinder



W2000  
9" Angle Grinder

Model # (lock-on trigger) # (non-locking deadman switch)	W2000 (7") 606418420 US606418760	W2000 (9") 606420420 US606420760
Maximum wheel diameter	7"	9"
Amps	15	15
Rated input watts	2000	2000
No-load speed (RPM)	8,500	6,600
Maximum torque (inch lbs.)	89 inch lbs.	115 inch lbs.
AC/DC capability	•	•
Safety lock to prevent accidental switching on of the tool	•	•
Low profile aluminum die-cast gear housing	•	•
Burst-proof guard	•	•
Ergonomic (3 position) side handle	•	•
Auto-stop carbon brushes	•	•
Arbor size	7/8"	7/8"
Spindle thread	5/8"-11	5/8"-11
Tool weight	12.5 lbs.	12.75 lbs.
Shipping weight	16.7 lbs.	17 lbs.
Length	19.5"	19.5"
Carrying case (optional)	623874000	623874000
<b>Standard equipment:</b>		
Type 27 wheel guard	316045010	316045000
Side handle	314000280	314000280
<b>Optional equipment:</b>		
Type 1 cutting guard	630386000	630387000

Optional Equipment:

For mounting Type 1 wheels



US655038000 Adaptor kit to mount Type 1 diamond blades on 7" - 9" grinders.

Dustless 7" Convertible Shroud



655154000 Dustless 7" Convertible Shroud For concrete surface prep using 7" diamond cup wheels on W24-180, W24-230, W26-230 or W2000.

# DIE GRINDERS



**GP400**  
25,000 RPM  
Paddle Switch Die Grinder

**NEW**



**GE710 Plus**  
10,000-30,500 RPM Die Grinder



**GE950 G Plus**  
2,500-8,700 RPM  
High Torque Die Grinder



**GE710 Compact**  
13,000-34,000 RPM  
Die Grinder



**GEP710 Plus**  
10,000-30,500 RPM  
Paddle Switch Die Grinder

**NEW**



**GEP950 G Plus**  
2,500-8,700 RPM Paddle Switch  
High Torque Die Grinder

**NEW**

Model	GP400 600453420	GE710 Compact 600615420	GE710 Plus 600616420	GEP710 Plus 600617420	GE950 G Plus 600618420	GEP950 G Plus 600627420
Switch with lock on capability		•	•		•	
Non-Locking paddle switch	•			•		•
Spindle lock - single wrench system			•	•	•	•
Removable soft rubber grip	•		•	•	•	•
Aluminum die-cast gear housing	•	•	•	•	•	•
Extended spindle	•		•	•	•	•
High torque planetary gear reduction					•	•
For finishing / graining					•	
Ergonomic side handle					•	•
Metabo longlife motor		•	•	•	•	•
Auto-stop carbon brushes	•	•	•	•	•	•
Vario-constamatic (VC) electronics		•	•	•	•	•
- Variable speed control		•	•	•	•	•
- Electronic overload protection		•	•	•	•	•
- Power interruption protection		•	•	•	•	•
- Electronic safety stop		•	•	•	•	•
Maximum torque	5.3 inch lbs.	5.3 inch lbs.	5.3 inch lbs.	5.3 inch lbs.	27 inch lbs.	27 inch lbs.
No-load speed (RPM)	25,000	13,000-34,000	10,000-30,500	10,000-30,500	2,500-8,700	2,500-8,700
Amps	3.5	6.4	6.4	6.4	8.5	8.5
Rated input watts	400	710	710	710	950	950
Collet bore	1/4"	1/4"	1/4"	1/4"	1/4"	1/4"
Tool weight	3.7 lbs	3.6 lbs.	3.6 lbs.	4.1 lbs.	4.3 lbs.	4.3 lbs.
Shipping weight	5.0 Lbs.	4.4 lbs.	4.4 lbs.	5.0 lbs.	5.2 lbs.	5.2 lbs.
Length	14.5"	10"	10"	13.8"	14"	14"
<b>Standard equipment:</b>						
Collet wrench	344161300	344161300	344161300	344161300	344161300	344161300
1/4" collet	631949000	631949000	631949000	631949000	631949000	631949000
Spindle wrench	344162400	344162400				
Side handle					631052000*	631052000*
Soft rubber grip	344099150		344099150	344099150	344099150	344099150
<b>Optional equipment:</b>						
1/8" collet	631948000	631948000	631948000	631948000	631948000	631948000
Side handle	631052000*	631052000*	631052000*	631052000*		
Note: *not for use with rubber cover						



## Accessories



**NEW**

Clip on guard  
630351000 - 4 1/2"  
630352000 - 5"  
630353000 - 6"  
Fits grinders on pages 14-25




4 1/2" - 5" Cutting guard with vacuum outlet for use on 4 1/2" - 6" angle grinders.  
631151000 fits W9-WE17.  
631165000 fits W7, W10 and prior WE14 series grinders.  
630324000 vacuum adaptor



Cup wheel guard and flange for mounting 4" - 6" Type 11 cup wheels on 7" - 9" angle grinders  
Guards: 655174000 - 4"/5", 655178000 - 6".  
Mounting flange 90357006



623276000 Cup wheel guard for mounting 3 1/8" Type 6 cup wheels on 4 1/2" - 6" angle grinders.



**NEW**

627362000 Multiple Position Bar  
The 180 degree bar allows for infinite adjustment of the ergonomic side handle, which can be adjusted without tools



630327000 hand guard for use on all polishers, angle sanders and grinders



US630342000 Loop handle for 7" - 9" angle sander & grinders  
141110390 bolts to attach loop handle (2 required), sold separately



655170000 Die Grinder Cut-off Wheel Guard. For use on GE710, GEP710, GE950, GEP950 & GP400)  
655169000 Die Grinder Cut-off Wheel Guard. For use on GE700 and GE900 Plus die grinder. Always comply with OSHA/ANSI B7.1



Dustless Convertible Shroud for concrete surface prep  
655154000 For 7" diamond cup wheels on W24-180 MVT, W24-230 MVT, W26-230 MVT or W2000  
655153000 For 4 1/2" or 5" diamond cup wheels on W8 - WE14 small grinders



655039000 Adaptor kit to mount 7" - 9" Type 27 wheels w/o hub.  
655052000 replacement nut



US655038000 Adaptor kit to mount diamond blades on 7" - 9" grinders



623934000 Straight spanner  
623910000 Offset spanner



655168000 Combo mandrel to mount slicers on die grinders (1/4" shank) 1/4" or 3/8" arbor



Flexible backing pads for using abrasive discs on angle sanders and grinders.

623279000 - 4 1/2" w/ M14-2.0 nut  
623283000 - 4 1/2" w/ 5/8-11 nut  
623284000 - 5" w/ 5/8-11 nut  
623281000 - 7" w/ 5/8-11 nut  
623282000 - 9" w/ 5/8-11 nut



**NEW**

Dust protection filter protects motor components from harmful particles; aluminum, cloth from fiber discs and polishing fibers. Quick, tool free installation and removal  
630791000 for use with slide switch grinders  
630792000 for use with paddle switch grinders

Fits W12-XXX through WEPBA17-XXX grinders



627354000 Bench Mount Stand  
For working with the flex shaft  
627107000 Clamp  
For attaching 627354000 to work bench



628329000 Cage Mount System. For use with GE710 Plus & GA18 LTX



630980420 Flex Shaft

- 4 ft. long, heavy-duty rubber covered flex shaft for use with both die grinder or router motor
- Ball bearing construction
- 1/4" collet for 1/4" shank mounted bits
- Speed range 10,000 to 30,500 RPM (Not for use on tools running less than 10,000 RPM)
- 1/4" Replacement Collet 630978000

(AC Only)



CS23-355  
14" Chop Saw



Quick release adjustable vise adds versatility.

Model	CS23-355 602335420
Lock-off button for safety	•
Spindle lock for convenient wheel changes	•
Pivoting wheel guard	•
All ball bearing construction for long life	•
Auto-stop carbon brushes (externally accessible)	•
Durable steel base	•
Maximum vise open	9 3/8"
Maximum cutting capacity	
- bar	2 1/2"
- pipe	5"
- section steel	4 1/2" x 5 1/8"
No-load speed (RPM)	4,100
Amps	15
Rated input watts	2300
Arbor size	1"
Vise angle (adjustable)	0°-45°
Tool weight	38 lbs.
Shipping weight	43 lbs.
Standard equipment:	344163520 wrench



**DS150**  
6" Bench Grinder



**DS175**  
7" Bench Grinder



**DS200**  
8" Bench Grinder



**DSD250**  
10" Bench Grinder

**NEW**

Model	DS150 619150420	DS175 619175420	DS200 619200420	DSD250 619250420
Magnetic switch with Restart protection		•	•	•
Toolless stamped steel tool rest	•	•	•	•
Steel guard, quick opening	•			
Steel guard with dust collection port		•	•	•
Maintenance free induction motor	•	•	•	•
Large toolless adjustable spark guards	•	•	•	•
Vibration absorbing rubber mounts	•	•	•	•
Maximum torque	18 inch lbs.	18 inch lbs.	21 inch lbs.	53 inch lbs.
Motor power	120V, 60 Hz, single phase	120V, 60 Hz, single phase	120V, 60 Hz, single phase	120V, 60 Hz, single phase
No-load speed (RPM)	3,570	3,570	3,570	1,780
Amps	3.8	3.7	4.8	7.5
Rated input watts	450	500	600	900
Arbor size	1/2"	1"	1"	1-1/4"
Tool weight	22 lbs.	32 lbs.	36 lbs.	74 lbs.
Shipping weight	24 lbs.	36.5 lbs.	41 lbs.	80 lbs.
Length	13.5"	16"	17.3"	20.8"
<b>Standard equipment:</b>	Hex wrench	Hex wrench	Hex wrench	Hex wrench
	36 Grit wheel (6"x3/4"x1/2")	36 Grit wheel (7" x 1" x 1")	36 Grit wheel (8" x 1-1/4" x 1")	36 Grit wheel (10" x 1-1/2" x 1-1/4")
	60 Grit wheel (6"x3/4"x1/2")	60 Grit wheel (7" x 1" x 1")	60 Grit wheel (8" x 1-1/4" x 1")	60 Grit wheel (10" x 1-1/2" x 1-1/4")

### Bench Grinder Accessories


Floor Stand  
with storage slots and water cup.

Order #  
623867000



Wall Mount Bracket  
Suitable for 7" or 8" bench grinders.

Order #  
623862000






# SECTION: 2

## Corded and Cordless Stainless Steel Finishing Tools




### Stainless Steel Finishing

EASY AS...







## Corded and Cordless Stainless Steel Finishing Tools

- Largest, most complete range of corded and cordless finishing tools for stainless steel and other decorative metals
- Variable speed options increase versatility
- Electronic performance monitoring increases productivity and service life up to 100% over competitive tools
- Full range of accessories for rough removal to high polish finish



**CORDED**  
**5" Angle Grinder**  
 WEV15-125 Quick INOX

**NEW**



**CORDLESS**  
**18V 5" Angle Grinder**  
 W18 LTX 125 INOX

Model	WEV15-125 Quick INOX 600572420
Vario tacho constamatic (VTC) electronics	•
Electronic soft start feature	•
Electronic speed stabilization	•
Current interruption protection	•
Electronic winding temperature	•
LongLife motor	•
Quick wheel change system	•
Switch with lock on capability	•
Low profile aluminum die-cast gear housing	•
Variable speed dial	•
Burst-proof guard w/ 7 stops	•
Anti-vibration side handle	•
Metabo slip clutch	•
Auto-stop carbon brushes	•
Winding protection grid	•
Detachable dust filter	•
Maximum torque	37.2 inch lbs.
Maximum wheel diameter	5"
No-load speed (RPM)	2,000-7,600
Amps	13.5
Rated input watts	1550
Arbor size	7/8"
Spindle thread	5/8"-11
Tool weight	6.2 lbs.
Shipping weight	7.2 lbs.
Length	12.3"
Carrying case	344454180 (optional)
<b>Standard equipment:</b>	Side handle (314000970) Wheel guard (339203010) Inner flange (341031290) Locking nut (316031310)

Model	W18 LTX 125 INOX 600174630
<b>5.2Ah Kit:</b> ASC30-36 Chgr, 2 Li-Ion 5.2 Ah Batteries + Case	
<b>Bare Tool:</b>	<b>600174860</b>
Ultra-M Technology	•
Electronic clutch	•
Electronic overload protection	•
Switch with lock on capability	•
Power interruption protection	•
Electronic soft start	•
Spindle lock	•
Rotatable battery pack	•
Detachable dust filter	•
Spindle thread	5/8"-11
Arbor size	7/8"
Wheel/belt size	5"
No-load speed (RPM)	5,000
Tool weight	5.3 lbs.
Shipping weight (charger & batteries)	12.5 lbs.
Length	13"
<b>Standard equipment:</b>	Side handle (339203490) Wheel guard (339203010) Inner flange (341031290) Locking nut (341101480) Dust filter (343398890) Spanner wrench (623934000)



**CORDED**  
**Burnisher**  
SE12-115



**CORDLESS**  
**18V Burnisher**  
S18 LTX 115

Model	SE12-115 602115620
Maximum size	4-1/2" dia. x 4" length
Double insulated	•
Vario tacho constamatic (VTC) electronics	•
LongLife motor	•
Quick wheel change system	•
Spindle lock	•
Winding protection grid	•
High performance spiral bevel gears	•
Variable speed controlled by adjusting dial	•
Auto-stop carbon brushes	•
Maximum torque	98 inch lbs.
No-load speed (RPM)	900-2,800
Amps	10
Rated input watts	1200
Spindle thread	5/8"-11
Arbor Size	3/4" keyed
Tool weight	6.25 lbs.
Shipping weight	23.5 lbs.
Length	13.5"
Carrying case	344453120 (standard)
<b>Standard equipment:</b>	Case (344453120) 3 - P80 Sanding belt (623474000) 2 - 2" x 4" P180 interleaved (623528000) 1 - Expansion roll for grinding and polishing sleeves (623470000) 1 - Set of spacer rings (623511000) 1 - 4" x 4" P280 non-woven nylon wheel (623514000) 1 - P80 Flap wheel (623479000) 1 - Spindle extension kit (316052560)
<b>Optional equipment:</b>	2" Spindle (626413000)

Model	S18 LTX 115 600154630
<b>5.2Ah Kit: ASC30-36 Chgr, 2 Li-Ion 5.2 Ah Batteries + Case</b>	<b>600154860</b>
<b>Bare Tool:</b>	
Ultra-M Technology	•
Electronic clutch	•
Electronic overload protection	•
Switch with lock on capability*	•
Power interruption protection	•
Electronic soft start	•
Spindle lock	•
Rotatable battery pack	•
Detachable dust filter	•
Spindle thread	5/8"-11
Arbor size	3/4" keyed
Max diameter of accessories	8"
Max width of accessories	4"
No-load speed (RPM)	3,000
Tool weight	8.5 lbs.
Shipping weight (charger & batteries)	21.5 lbs.
Length	8.1"
<b>Standard equipment:</b>	Spindle extension kit (316052560) Dust filter (343398890) 19 mm wrench (344161300)



**CORDED**  
**Pipe/Tube Sander**  
**RBE12-180**



**CORDLESS**  
**18V Pipe/Tube Sander**  
**RB18 LTX 60**

Model	RBE12-180 602132620
Vario tacho constamatic (VTC) electronics	•
LongLife motor	•
Switch with lock on capability	•
Current interruption protection	•
Spindle lock	•
Low profile aluminum die-cast gear housing	•
Variable speed dial	•
Ergonomic side handle	•
Electronic winding temperature monitor with LED display	•
Auto-stop carbon brushes	•
Winding protection grid	•
Electronic soft start feature	•
Electronic speed stabilization	•
Maximum pipe / tube dia.	7"
Dimensions of grinding belt	1-1/2" x 30"
Wrap angle (maximum)	270°
No-load speed	521-1,673 ft./min
Amps	10
Rated input watts	1200
Tool weight	9.1 lbs.
Shipping weight	29.3 lbs.
Length	20.3"
Carrying case	344453970 (standard)
<b>Standard equipment:</b>	Side handle (316046590)  10 Zirconia alumina sanding belts P80 (626306000)

Model	RB18 TLX 60 600192630
<b>5.2Ah Kit:</b> ASC30-36 Chgr, 2 Li-Ion 5.2 Ah Batteries + Case	
<b>Bare Tool:</b>	600192850
Ultra-M Technology	•
Electronic clutch	•
Electronic overload protection	•
Switch with lock on capability*	•
Power interruption protection	•
Electronic soft start	•
Spindle lock	•
Rotatable battery pack	•
Detachable dust filter	•
Wheel/belt size	1-3/16 x 21
No-load speed (SFM)	1, 812
Tool weight	7.3 lbs.
Shipping weight (charger & batteries)	22.4 lbs
Length	19.3"
<b>Standard equipment:</b>	Dust filter (343398890)  Hex key (344161510)



**CORDED**  
**Fillet Weld Grinder/Finisher**  
 KNSE12-150



**CORDLESS**  
**18V Fillet Weld Grinder/Finisher**  
 KNS18 LTX 150

Model	KNSE12-150 602133620
Vario tacho constamatic (VTC) electronics	•
LongLife motor	•
Switch with lock on capability	•
Current interruption protection	•
Spindle lock	•
Low profile aluminum die-cast gear housing	•
Variable speed dial	•
Adjustable guard	•
Ergonomic side handle	•
Electronic winding temperature monitor with LED display	•
Auto-stop carbon brushes	•
Winding protection grid	•
Electronic soft start feature	•
Electronic speed stabilization	•
No-load speed (RPM)	1,300-4,000
Amps	10
Rated input watts	1200
Wheel size / arbor	6" x 1"
Spindle thread	5/8"-11
Tool weight	7.75 lbs.
Shipping weight	20.1 lbs.
Length	22.5"
Carrying case	344453990 (standard)
<b>Standard equipment:</b>	Side handle (316046590)
	Wheel guard (339203590)
	Flange set (316047400)
	Hex wrench (344161510)
	Spanner wrench (623934000)
	Fleece compact disc (6" x 1/4" x 1", medium) (626402000)

Model	KNS18 LTX 150 600191630
<b>5.2Ah Kit:</b> ASC30-36 Chgr, 2 Li-Ion 5.2 Ah Batteries + Case	
<b>Bare Tool:</b>	<b>600191850</b>
Ultra-M Technology	•
Electronic clutch	•
Electronic overload protection	•
Switch with lock on capability*	•
Power interruption protection	•
Electronic soft start	•
Spindle lock	•
Rotatable battery pack	•
Detachable dust filter	•
Spindle thread	M14
Arbor size	1"
Wheel/belt size	6" dia.
Max diameter of accessories	6"
No-load speed (RPM)	3,800
Tool weight	6.6 lbs.
Shipping weight (charger & batteries)	22.8 lbs.
Length	24"
<b>Standard equipment:</b>	Dust filter (343398890)
	Flange set (316047400)
	Hex wrench (344161510)
	Spanner wrench (623934000)
	Side handle (316046590)





**CORDED**  
**Band File**  
**BFE9-90**



**CORDLESS**  
**18V Band File**  
**BF18 LTX 90**

Model	<b>BFE9-90</b> <b>602134620</b>
Vario constamatic (VC) electronics	•
LongLife motor	•
Quick belt change system	•
Switch with lock on capability	•
Spindle lock	•
Low profile aluminum die-cast gear housing	•
Ergonomic side handle	•
Metabo slip clutch	•
Auto-stop carbon brushes	•
Winding protection grid	•
Maximum torque	22 inch lbs.
Sanding belt size	1/4", 1/2", 3/4" x 18"
No-load speed (SFM)	750-1,770
Amps	8.5
Rated input watts	900
Useful length of grinding belt arm	3-1/2"
Tool weight	5.5 lbs.
Shipping weight	17.4 lbs.
Length	18.1"
Carrying case	344453980 (standard)
<b>Standard equipment:</b>	Side handle (316046590)
	10 Zirconia alumina sanding belts (P120, 1/4" in width) (626347000)
	Grinding arm - for belt widths of 1/4" and 1/2" (626379000)

Model	<b>BF18 LTX 90</b> <b>600321630</b>
<b>5.2Ah Kit:</b> ASC30-36 Chgr, 2 Li-Ion 5.2 Ah Batteries + Case	
<b>Bare Tool:</b>	<b>600321850</b>
Ultra-M Technology	•
Electronic clutch	•
Electronic overload protection	•
Switch with lock on capability*	•
Power interruption protection	•
Electronic soft start	•
Spindle lock	•
Rotatable battery pack	•
Detachable dust filter	•
Wheel/belt size	1/4", 3/8", 1/2" x 18"
No-load speed (SFM)	1,576
Tool weight	7.3 lbs.
Shipping weight (charger & batteries)	21.7 lbs.
Length	20.3"
<b>Standard equipment:</b>	Dust filter (343398890)
	Side handle (316046590)
	Grinding arm (626397000)



Shown with optional backing pad (655143000)

**CORDED**  
**Variable Speed High Torque Dry Polisher**  
 PE12-175


Model	PE12-175 602175420
Maximum pad diameter	7"
Double insulated	•
Vario tacho constamatic (VTC) electronics	•
LongLife motor	•
Spindle lock	•
Winding protection grid	•
High performance spiral bevel gears	•
Variable speed controlled by adjusting dial	•
Auto-stop carbon brushes	•
Maximum torque	124 inch lbs.
No-load speed (RPM)	700-2,200
Amps	10
Rated input watts	1200
Spindle thread	5/8"-11
Tool weight	5.9 lbs.
Shipping weight	7.6 lbs.
Length	14.3"
Carrying case	631382000 (optional)
<b>Standard equipment:</b>	Side handle (314000540)



# SECTION: 3

## Cordless Solutions





## Cordless Solutions

- **Most complete range of cordless metalworking tools on the market**
  - LT Series: Ideal for the widest range of everyday applications
  - LTX Series: Heavy duty, demanding applications
  - LTX BL Series: Metabo Brushless motors offer variable power and torque settings as well as increased efficiency and run time
  - Illumination: The brightest most powerful cordless lighting system available
- **Features Metabo's patented Ultra-M Battery System**




Get the latest info on our cordless products!  
Like our NEW dedicated facebook page.  
<https://www.facebook.com/MetaboCordlessNA>



# Ultra-M: The Most Advanced 18V Battery System

The best metalworking cordless tools deserve the best battery system: Metabo offers a unique set of technologies designed to provide users with the power to tackle the most demanding applications.



## ➤ 75% More Run Time

Metabo 5.2 Ah batteries will run up to 75% longer than a 3.0 Ah and 30% longer than a 4.0 Ah.

## ➤ Intelligent Battery

The key behind the system is a microchip in the battery that effectively communicates with the tool and the charger.

## ➤ Electronic Single Cell Protection (ESCP)

Each individual battery cell is evenly charged and discharged every single time, thus greatly extending the life of the battery. The electronics further protect the motor and switch components against overload / overheat extending the life of the tool in demanding applications.

## ➤ Air Cooled: Ready to use again in no time

The charger's built-in fan system quickly cools a hot battery pack as it begins the charging cycle, reducing overall charging time. The result is a battery that will charge up to 30% faster and increased battery life.

## ➤ 3-Year Unconditional Battery Warranty



Metabo offers an unconditional 3-year guarantee on the battery and charger. If the battery or charger fails during the first 3 years of ownership, Metabo will replace it.

Please see Services/Support at [www.metabousa.com](http://www.metabousa.com) for more details.

## ➤ 100% Compatibility

5.2 Ah battery pack is completely compatible with all existing and future Metabo 18V tools and chargers.

## ➤ Resistance to Extreme Temperatures

A fully charged Ultra-M 5.2 Ah battery pack will deliver 100% of it's power in temperatures ranging from 5°F to 122°F.

## ➤ Brushless Motor Technology

(depending on model)

- Longer motor life
- Increased power
- Longer run time
- Less friction
- Less heat build up
- Highest efficiency



# Metabo Cordless Range:

## Choose the right tool for your application

	LT General Purpose	LTX Heavy Duty	LTX BL Heavy Duty Brushless	Page
<b>Metalworking Tools:</b>				
<b>Angle Grinders</b> 18V Platform	n/a	5" Flat Head Angle Grinders (WF18 LTX 125, WPF18 LTX 125)  4-1/2" Angle Grinders (W18 LTX 115, WP18 LTX 115)  6" Angle Grinders (W18 LTX 150, WP18 LTX 150)	n/a	48-49
<b>Die Grinders</b> 18V Platform	n/a	Die Grinders (GA18 LTX, GPA18 LTX)  High Torque Die Grinder (GA18 LTX G)	n/a	50
<b>Magnetic Drill Press</b> 25.2V Platform	n/a	25.2V Magnetic Drill Press (MAG28 LTX)	n/a	55
<b>Stainless Steel Finishing</b> 18V Platform	n/a	18V 5" Angle Grinder (W18 LTX 125 INOX)  18V Burnisher (S18 LTX 115)  18V Pipe/Tube Sander (RB18 LTX 60)  18V Fillet Weld Grinder/Finisher (KNS18 LTX 150)  18V Band File (BF18 LTX 90)	n/a	38-42
<b>Drills, Impact Drivers, Rotary Hammers:</b>				
<b>Impact Drivers and Wrenches</b> 18V Platform	n/a	1/4" Hex Impact Driver (SSD18 LTX 200)  1/2" Impact Wrenches (SSW18 LTX 200, SSW18 LTX 600)	1/2" Impact Wrench (SSW18 LTX 400 BL)	51
<b>Drill drivers</b> 18V Platform <i>Capacity shown in soft wood</i>	1-1/2" Drill Driver (BS18 LT)	2-9/16" Drill Driver (BS18 LTX Impuls)	2" Drill Driver (BS18 LTX BL Impuls, BS18 LTX BL Quick)	52-53
<b>Hammer drill drivers</b> 18V Platform <i>Capacity shown in brick/block</i>	1/2" Hammer Drill/Driver (SB18 LT)	5/8" Hammer Drill/Driver (SB18 LTX Impuls)	5/8" Hammer Drill/ Driver (SB18 LTX BL Impuls, SB18 LTX BL Quick)	52-53
<b>Rotary Hammers</b> 18V and 36V Platform <i>Capacity shown in concrete</i>	n/a	18V 1" SDS-Plus Rotary Hammer (KHA18 LTX)  36V 1-1/4" SDS-Plus Rotary Hammer (KHA36 LTX)	n/a	54
<b>Woodworking Tools:</b>				
<b>Saws</b> 18V Platform	n/a	Jig Saw (STA18 LTX, STA18 LTX 140)  Reciprocating Saw (ASE18 LTX)  Circular Saw (KSA18 LTX)	n/a	56-57

Metabo also offers a wide range of lights and accessories, see p58-59





**W18 LTX 115**  
4-1/2" Angle Grinder

**WP18 LTX 115**  
4-1/2" Paddle Switch  
Angle Grinder

**W18 LTX 150**  
6" Angle Grinder

**WP18 LTX 150**  
6" Paddle Switch  
Angle Grinder

**NEW**

**NEW**

<b>Model</b> 5.2Ah Kit: ASC30-36 Chgr + 2 Li-Ion 5.2 Ah Batteries	<b>W18 LTX 115</b> 602170530	<b>WP18 LTX 115</b> 613071520	<b>W18 LTX 150</b> 600404620	<b>WP18 LTX 150</b> 613073520
<b>Bare Tool:</b>	<b>602170860</b>	<b>613071860</b>	<b>600404860</b>	<b>613073860</b>
Switch Type	Locking Slide Switch	Non-Locking Paddle Switch	Locking Slide Switch	Non-Locking Paddle Switch
Max. wheel diameter	4-1/2" Dia.	4-1/2" Dia.	6" Dia.	6" Dia.
Ultra-M Technology	•	•	•	•
Power interruption protection	•	•	•	•
Electronic clutch	•	•	•	•
Electronic overload protection	•	•	•	•
Switch with lock on capability*	•	•	•	•
Spindle lock	•	•	•	•
External carbon brush access	•	•	•	•
Rotatable battery pack	•	•	•	•
Detachable dust filter	•	•	•	•
Spindle thread	5/8"-11	5/8"-11	5/8"-11	5/8"-11
Arbor size	7/8"	7/8"	7/8"	7/8"
No-load speed (RPM)	8,000	8,000	8,000	8,000
Tool Weight Kit / Bare	5.3 lbs.	5.3 lbs.	5.3 lbs.	5.3 lbs.
Shipping weight (charger & batteries)	12.0 lbs.	12.0 lbs.	12.2 lbs.	12.2 lbs.
Length (includes battery)	13"	13"	13"	13"
Carrying case (standard) - kit only	344454180	344454180	344455150	344455150
<b>Standard equipment:</b>				
Type 27 wheel guard	339203480	339203480	339204450	339204450
Side handle	314000540	314000540	314000540	314000540
Inner flange	341031290	341031290	341031290	341031290
Locking nut	341101480	341101480	341101480	341101480
Spanner wrench	623934000	623934000	623934000	623934000
Type 1 cutting guard			630353000	630353000
Dust Filter	343398890	343398890	343398890	343398890
<b>Optional equipment:</b>				
Type 1 cutting guard	630351000	630351000		





2.0 Ah  
Version

**SSD18 LTX 200**  
1/4" Hex Impact Driver



**SSW18 LTX 200**  
1/2" Impact Wrench



**BRUSHLESS**

**SSW18 LTX 400 BL**  
18V Brushless High Torque  
1/2" Impact Wrench

**NEW**



**SSW18 LTX 600**  
18V High Torque  
1/2" Impact Wrench

**NEW**

Model	SSD18 LTX 200	SSW18 LTX 200	SSW 18 LTX 400 BL	SSW 18 LTX 600
<b>5.2Ah Kit:</b> ASC30-36 Chgr + 2 Li-Ion 5.2 Ah Batteries	<b>602196520</b>		<b>602205520</b>	<b>602198520</b>
<b>2.0 Kit:</b> ASC30-36 Chgr + 2 Li-Ion 2.0Ah Batteries	<b>602196620</b>	n/a	n/a	n/a
<b>Bare Tool:</b>	<b>602196850</b>	<b>602195850</b>	<b>602205890</b>	<b>602198890</b>
Variospeed (V) electronics	•	•	•	•
Speed range	• 3 settings	• 3 settings	• 11 settings	
Aluminum die-cast gear housing	•	•	•	•
"AIR COOLED" battery pack	•	•	•	•
ESCP: Electronic single cell protection	•	•	•	•
Reversing switch	•	•	•	•
LED light	•	•	•	•
Drive	1/4" Hex	1/2" Square w/ring retention	1/2" Square w/ring retention	1/2" Square w/ring retention
No-load speed (RPM)	0-1,000/ 0-1,850/ 0-2,500	0-900/ 0-1,650/ 0-2,300	0-2,150	0-1,600
Max. tightening torque (in. lbs.)	664 in. lbs. 1062 in. lbs. 1328 in. lbs.	885 in. lbs. 1240 in. lbs. 1859 in. lbs.	295 ft. lbs	450 ft. lbs
Max. impacts/min.	3300	3000	4250	2200
Tool weight	3.4 lbs.	3.5 lbs	4.0 lbs.	7.0 lbs
Shipping weight (charger, 2 batteries) - depending on version				
- 5.2 Ah	9.2 lbs.	9.2 lbs.	9.7 lbs.	12.7 lbs.
- 2.0 Ah	8.0 lbs.			
Length	5.8"	5.8"	6.5"	10"
Carrying case* (standard)	344454370	344454370	344455010	623859000
<b>Standard equipment</b> (depending on version):				
2-18V 5.2 Ah Li-Ion ext. batteries*	625592000	625592000	625592000	625592000
2-18V 2.0 Ah Li-Ion ext. batteries*	625596000			
Charger*	627046000	627046000	627046000	627046000
Belt hook*	316052120	316052120	316052120	316052120
Bit depot*	316052130	316052130		
*Note: Above standard equipment is only available with kits				
<b>Optional equipment:</b>				
Adaptor 1/2" sq. to 1/4" hex		628836000	628836000	628836000



# CORDLESS DRILL/DRIVERS



## Cordless drills key features

**Impuls:**  
for removal of damaged screws and spot drilling on smooth surfaces

**Quick:**  
tool-less quick chuck change system with 1/4" hex bit adaptor

**BS18 LT**  
18V Drill/Driver

**SB18 LT**  
18V Hammer Drill/Driver

**BS18 LTX Impuls**  
18V Drill/Driver

**SB18 LTX Impuls**  
18V Hammer Drill/Driver

### LT General Purpose

Model	BS18 LT 602102520	SB18 LT 602103520
<b>5.2Ah Kit:</b> ASC30-36 Chgr + 2 Li-Ion 5.2 Ah Batteries		
<b>2.0 Kit:</b> ASC30-36 Chgr + 2 Li-Ion 2.0Ah Batteries	602102620	602103620
<b>Bare Tool:</b>	602102890	602103890
Variospeed (V) electronics	•	•
2-speed gearbox	•	•
One-hand chuck	•	•
ESCP: Electronic single cell protection	•	•
Planetary gearing	•	•
Electronic brake	•	•
Reversing switch	•	•
LED light	•	•
Spindle lock for ease of tightening chuck	•	•
Dual range torque adjustment (inch lbs.)	6-71	6-71
Max. tightening torque (inch lbs.)		
- Soft case (continuous)	300	300
- Hard case (maximum)	531	531
Chuck capacity (max.)	1/2"	1/2"
Capacity		
- in mild steel	1/2"	1/2"
- in softwood	1 1/2"	1 1/2"
- in brick/block	n/a	1/2"
No-load speed (RPM)	0-450/0-1,650	0-450/0-1,650
Max. impacts/min.	n/a	0-28000
Spindle thread	1/2 x 20 UNF	1/2 x 20 UNF
Tool weight	4.0 lbs.	4.0 lbs.
Shipping weight (charger, 2 batteries) - depending on version		
- 5.2 Ah kit	9.6 lbs.	9.8 lbs.
- 2.0 Ah kit	8.5 lbs.	8.6 lbs.
Bare tool	4.5 lbs.	4.5 lbs.
Length	7.9"	8.4"
Carrying case* (standard)	344455010	344455010
<b>Standard equipment</b> (depending on version):		
2-18V 5.2 Ah Li-Ion ext. batteries*	625592000	625592000
2-18V 2.0Ah Li-Ion ext. batteries*	625596000	625596000
Charger*	627046000	627046000
Belt hook*	316052120	316052120
Bit depot*	316052130	316052130
*Note: Above standard equipment is only available with kits		

### LTX Heavy Duty

Model	BS18 LTX Impuls 602191520	SB18 LTX Impuls 602192520
<b>5.2Ah Kit:</b> ASC30-36 Chgr + 2 Li-Ion 5.2 Ah Batteries		
<b>Bare Tool:</b>	602191890	602192890
Variospeed (V) electronics	•	•
2-speed gearbox	•	•
Aluminum die-cast gear housing	•	•
One-hand chuck	•	•
ESCP: Electronic single cell protection	•	•
Planetary gearing	•	•
Instant stop clutch	•	•
Electronic brake	•	•
Reversing switch	•	•
LED light	•	•
Impuls mode for removal of damaged screws and spot drilling on smooth surfaces	•	•
Spindle lock for ease of tightening chuck	•	•
Dual range torque adjustment (inch lbs.)	13-212	13-212
Max tightening torque (inch lbs.)		
Soft case (continuous)	488	488
Hard case (maximum)	974	974
Chuck capacity (max.)	1/2"	1/2"
Capacity		
- in mild steel	1/2"	1/2"
- in softwood	2 9/16"	2 9/16"
- in brick/block	n/a	5/8"
No-load speed (RPM)	0-450/0-1,600	0-450/0-1600
Max. impacts/min.	n/a	0-32,300
Spindle thread	1/2 x 20 UNF	1/2 x 20 UNF
Tool weight (kit/bare)	4.0 / 3.5 lbs.	4.0 / 3.5 lbs.
Shipping weight (chrgr, 2 batts) kit/bare		
- 5.2 Ah kit	10.7 lbs.	9.6 lbs.
- Bare tool	5.4 lbs.	5.6 lbs.
Length	8.1"	9.3"
Carrying case* (standard)	344455010	344455010
<b>Standard equipment</b> (depending on version):		
2-18V 5.2 Ah Li-Ion ext. batteries*	625592000	625592000
Charger*	627046000	627046000
Belt hook*	316052120	316052120
Bit depot*	316052130	316052130
*Note: Above standard equipment is only available with kits		



Model	BS18 LTX BL Impuls 602241520	SB18 LTX BL Impuls 602240520	BS18 LTX BL Quick 602197520	SB18 LTX BL Quick 602199520
<b>5.2Ah Kit:</b> ASC30-36 Chgr + 2 Li-Ion 5.2 Ah Batteries				
<b>Bare Tool:</b>	<b>602241890</b>	<b>602240890</b>	<b>602197890</b>	<b>602199890</b>
2-speed gearbox	•	•	•	•
Aluminum die-cast gear housing	•	•	•	•
One-hand chuck	•	•	•	•
Quick change chuck			•	•
ESCP: Electronic single cell protection	•	•	•	•
Planetary gearing	•	•	•	•
Electronic brake	•	•	•	•
Reversing switch	•	•	•	•
LED light	•	•	•	•
Impuls mode for removal of damaged screws and spot drilling on smooth surfaces	•	•	•	•
Torque control override			•	•
Spindle lock for ease of tightening chuck	•	•	•	•
Dual range torque adjustment (inch lbs.)	7-173	7-173	7-173	7-173
Max tightening torque (inch lbs.)				
- Soft case (continuous)	389	389	389	389
- Hard case (maximum)	797	797	797	797
Chuck capacity (Max.)	1/2"	1/2"	1/2"	1/2"
Capacity				
- in mild steel	1/2"	1/2"	1/2"	1/2"
- in softwood	2"	2"	2"	2"
- in brick/block		5/8"		5/8"
No-load speed (RPM)	0-600/0-2,050	0-600/0-2,050	0-600/0-2,050	0-600/0-2,050
Max. impacts/min.		0-38,950		0-38,950
Spindle thread	1/2 x 20 UNF	1/2 x 20 UNF	1/2 x 20 UNF	1/2 x 20 UNF
Tool weight (kit/bare)	4.2 / 3.7 lbs.	4.2 / 3.7 lbs.	4.2 / 3.7 lbs.	4.4 / 3.8 lbs.
Shipping weight (charger, 2 batteries) - depending on version				
- 5.2 Ah kit	10.4 lbs.	10.4 lbs.	10.4 lbs.	10.9 lbs.
- Bare tool	5.4 lbs.	5.4 lbs.	5.4 lbs.	5.8 lbs
Length	7.5"	7.5"	7.5"	8.8"
Carrying case* (standard)	344455010	344455010	344455010	344455010
<b>Standard equipment</b> (depending on version):				
2-18V 5.2 Ah Li-Ion ext. batteries*	625592000	625592000	625592000	625592000
Quick change chuck			627240000	627240000
Standard 3 jaw keyless chuck	636620000	636620000		
Charger*	627046000	627046000	627046000	627046000
Belt hook*	316052120	316052120	316052120	316052120
Bit depot*	316052130	316052130	316052130	316052130
*Note: Above standard equipment is only available with kits				
<b>Optional equipment:</b>				
Power X3 torque multiplier			627256000	627256000
Quick right angle attachment			627242000	627242000

# CORDLESS ROTARY HAMMERS



**KHA18 LTX**  
1" SDS-Plus Combination Hammer

**NEW**



**KHA36 LTX**  
1 1/4" SDS-Plus Combination Hammer

Model	KHA18 LTX	KHA36 LTX
<b>5.2Ah Kit:</b> 2 Li-Ion 5.2 Ah Batteries	n/a	<b>600795520</b>
<b>2.6 Ah Kit:</b> 2 Li-Ion 2.6 Ah Batteries	n/a	<b>600795620</b>
<b>Bare Tool:</b>	<b>600210890</b>	n/a
Single blow energy (measured in joules)	2.2	3.1
Variospeed (V) electronics	•	
Vario tacho constamatic (VTC) electronics		•
Reversing switch	•	•
Metabo slip clutch	•	•
Rotation stop for chiseling	•	•
Max tightening torque (inch lbs.)	133	142
Rubber coated rear handle	•	•
360° Anti-vibration side handle	•	•
Capacity		
- in concrete (using chuck adaptor)	1"	1 1/4"
- in mild steel (using chuck adaptor)	1/2"	1/2"
- in softwood	1"	1 3/16"
No-load speed (RPM)	0-1,100	0-1,100
No-load blows per minute (BPM)	0-4,000	0-4,500
Tool weight	7.1 lbs	9.9 lbs.
Shipping weight	8.4 lbs.	17.8 lbs.
Length	13"	12.4"
Carrying case		344453260 (standard)
<b>Standard equipment:</b>	Side handle (314001140)	Side handle (314001380)
	Depth gauge (341511630)	3-jaw keyless quick chuck (631968000)
		2-36V batteries (625528000)
		Charger (627046000)
		Depth gauge (341511630)
<b>Optional equipment:</b>	Dust extraction adaptor (630829000)	Dust extraction adaptor (630829000)
		see page 130 for full range of SDS-Plus carbide bits

**WORLD'S FIRST!**

**25.2V CORDLESS MAGNETIC DRILL PRESS**

- **Portable: 25.2V 3.0 Ah Lithium-Ion Battery**
- **Permanent Rare Earth Magnet, Independent from Battery Power**
- **Two Speed Gear Box**
- **Fast Charging Battery with Fuel Gauge**
- **V-Base for Use on Flat or Curved Surfaces**



**CORDLESS  
MAG28 LTX**  
25.2V Cordless  
Magnetic Drill Press

Model	MAG28 LTX 600334520
Aluminum die-cast gear housing	•
2-Speed permanently lubricated gear-box	•
Adjustable permanent magnet for precise alignment	•
V-base for mounting to flat or curved surfaces (min. Pipe diameter: 3-1/2")	•
Dimensions of magnetic base	2-3/4" x 7-1/2"
Magnetic pull away force	2500 lbs.
External carbon brush access	•
LED electronic overload protection	•
Electronic safety lockout	•
Integrated coolant container	•
Battery pack voltage/capacity	25.2V/3.0 Ah Extreme battery
ESCP: electronic single cell protection	•
No-load speed (RPM)	380/680
Bit retention	Morse taper MT2, weldon 3/4"
Capacity	
- With annular cutter	1 1/4"
- With twist drill	1/2"
Maximum drilling depth	2"
Stroke	6 5/16"
Height at highest position	24.3"
Height at lowest position	18"
Size	22 1/4" x 17 5/32" x 8 37/64"
Tool weight (with battery)	32 lbs.
Shipping weight	48.5 lbs.
Carrying case (standard)	344454310
<b>Standard equipment:</b>	2-25.2V Li-Ion batteries (625437000) Charger AS S15 (627285000) Weldon 3/4" industrial tool holder (316046240) Allen wrench (344163620) 1/2" Keyed chuck (635036000) Chuck key (635167000) MT2 arbor (635115000) Drift key (642395000) Safety strap (341148140) Centering pin 3" (626608000)
<b>Optional equipment:</b>	Chip guard (626607000) Universal cutting spray (626606000) Weldon 3/4" to 1/2" chuck adaptor (626611000) Adaptor for weldon to FEIN quick in (626600000) Quick change weldon 3/4" tool holder (626604000)

**Accessories**

**Metabo Rapid Cut Annular Cutters**



Order No.	Description
626550000	9/16 x 1-3/16
626551000	11/16 x 1-3/16
626552000	13/16 x 1-3/16
626553000	15/16 x 1-3/16
626554000	1-1/16 x 1-3/16

- 30% Faster
- Highest Quality HSS
- Weldon 3/4" Shank



Order No.	Description
626555000	6 pc. set

(1 ea. above plus centering pin)



**STA18 LTX**  
18V Jig Saw



**STA18 LTX 140**  
18V Jig Saw

<b>Model Bare Tool:</b>	<b>STA18 LTX 602298850</b>	<b>STA18 LTX 140 601405850</b>
Vario tacho constamatic (VTC) electronics		•
“Quick” toolless blade change	•	•
Die-cast aluminum gear housing	•	•
4-stage orbital blade stroke	•	•
Rubber coated handle	•	•
LED illuminates cut line	•	•
Chip blower	•	•
Bevel cutting stops at 15°, 30°, 45°	•	•
Removable surface protective base plate	•	•
Battery pack voltage/capacity	Accepts all Metabo 18V Slide on Li-Ion Batteries	Accepts all Metabo 18V Slide on Li-Ion Batteries
ESCP: Electronic single cell protection	•	•
Automatic acceleration for easy starts		•
Electronic speed stabilization		•
Variable speed dial		•
Max material thickness		
- in wood	5 1/4 "	5 1/4 "
- in non-ferrous metal	1 3/8"	1 3/8"
- in sheet steel	3/8"	3/8"
No-load strokes per minute (SPM)	0-2,700	0-3,000
Tool weight (including battery pack)	6.1 lbs	6.4 lbs
Shipping weight	6.4 lbs.	6.7 lbs.
Length	8.5"	10.3"
Carrying case (optional)	344454150	344454440
<b>Standard equipment:</b>	Anti-splintering insert (631208000)	Anti-splintering insert (631208000)
	Protective base cover (623595000)	
	Allen wrench (344161530)	
<b>Optional equipment:</b>		Dust extraction set (344161530)
		Circle-cutting and parallel guide (623591000)
		Protective base cover (623595000)








**ULA14.4-18**  
18V Halogen Flashlight

**NEW**



Swivels 180°



**SLA14.4-18**  
18V Halogen Work light

**NEW**

Model Bare Tool:	ULA14.4-18 600368000
Accepts all Metabo 18V slide on Li-Ion batteries	•
12 position head	•
Single LED / 280 Lumens	•
Bright, consistent, white light	•

Model Bare Tool:	SLA14.4-18 600370000
Accepts all Metabo 18V slide on Li-Ion batteries	•
Head swivels 180°	•
6 LEDS / 480 Lumens	•
Bright, white DIFFUSED LIGHT	•
















**BSA14.4-18**  
18V LED Site Lamp

**NEW**



Model 5.2Ah Kit: 1 Li-Ion 5.2 Ah Battery, Charger + Soft Tool Bag Bare Tool:	BSA14.4-18 US602111750  602111850
Suitable for Metabo battery packs 18V	•
Head swivels 180°	•
18 Powerful LEDS	•
2 settings: 1200/1800 lumens	•
Bright, consistent white light over a wide area	•
WATERPROOF RATED IP56	•
Carrying Handle	•
SAFE! Cool to the touch	•
Anti-Skid base	•
Integrated wall hanging mount	•
Accepts all Metabo 18V slide on Li-Ion batteries	•
5/8-11" threaded mount	•
<b>Optional equipment:</b>	Tripod Stand for BSA Light (623729000)

Battery and Charger Compatibility			
			
Batteries	ASC30-36	ASC15	AS S15
	18V-36V	14.4V-18V	24V
Order No.	627046000	627294000	627285000
Approx. Charging Time (1.4Ah bat.)	30 min.	15 min.	15 min.
<b>Lithium Ion</b>			
<b>LT/LTX models</b> <b>AIR-COOLED</b>  Capacity      Item # Li-Power Extreme 18V, 5.2Ah    625592000 18V, 4.0Ah    625591000 Li-Extreme  Li-Compact 18V, 2.0Ah    625596000	X	X	
<b>KHA36 model</b> <b>AIR-COOLED</b>  Capacity      Item # 36V, 5.2Ah    625529000 36V, 2.6Ah    625583000	X		
<b>MAG28 LTX /</b> <b>KHA24 model</b> <b>AIR-COOLED</b>  Capacity      Item # 25.2V, 3.0Ah 625437000			X
<b>PA 14.4-18 LED-USB</b> <b>NEW</b> <b>Battery Power Adaptor</b>  Item # 600288000 Front              Back	Works with all 18V Li-ion batteries <ul style="list-style-type: none"> <li>• Charges 2 cell phones or a cell phone and a tablet</li> <li>• Powerful LED for 7 hours+ of bright light</li> <li>• Belt Clip</li> </ul>		

Cordless Accessories			
 Small bag for 2 tools/ flashlight Order # 657006000	 Quick change right angle adaptor Drive Ratio: 1:1 Thread size: 1/2"x 20 UNF Weight: 1 1/4 lbs. Length: 4" Order # 627242000 <b>NEW</b>	<ul style="list-style-type: none"> <li>• Converts all drills and hammer drills with side handles to right angle tools (can be used on hammer drills in drilling mode only).</li> <li>• Right angle drive allows access for hard to reach application</li> </ul>	
 Large rolling duffel bag for 4 tools/flashlight Order # 657007000	 X3 attachment Multiplies torque by 3 times for tasks that demand more power. Fits the BS18 LTX BL Quick, BE1100 or BE75-16 with chucks removed.  Order # 627256000		

# SECTION: 4

## Concrete, Masonry and Stone Grinding, Cutting, Finishing, Drilling and Chiseling





## Concrete, Masonry and Stone Grinding, Cutting, Finishing, Drilling and Chiseling

- Full range of dustless solutions (tools, vacuum and shrouds)
- Powerful, light weight machines
- High torque for demanding applications
- Ergonomically designed
- Anti-vibration systems reduce hand/arm vibrations
- Wide ranges of available accessories



# CONCRETE GRINDERS



**RF14-115**  
4-1/2" Handheld Scarifier



**RS14-125**  
5" Concrete Grinder



**RS17-125**  
5" Concrete Grinder



**WE15-125 HD GED**  
5" Concrete Grinder

**NEW**

Model w/Star Cutter Head* w/Concrete Diamond Cup Wheel* w/Abrasive Diamond Cup Wheel* w/PCD Diamond Cup Wheel*	RF14-115 603823760	RS14-125 US603824751 US603824752 US603824753	RS17-125 US603822751 US603822752 US603822753	WE15-125 HD GED 600465620 (KIT) 600465420 (TOOL ONLY)
Maximum wheel diameter	4-1/2"	5"	5"	5"
LongLife high torque motor	•	•	•	•
Switch with lock-on capability	•	•	•	•
Electronic features:				
Vario tacho constamatic (VTC) electronics	•	•		
Tacho Constamatic (TC) Electronics				•
Current interruption protection	•	•	•	•
Electronic soft start	•	•		•
Electronic overload protection	•	•	•	•
Metabo slip clutch	•	•		•
Floating brush ring	•	•	•	
Aluminum die-cast "Turbo" dustless guard	•	•	•	
Near wall access	•	•	•	•
Heavy duty aluminum die-cast flange	•	•	•	•
5 Position ergonomic, adjustable loop handle	•	•	•	
Anti-vibration side handle				•
No-load speed (RPM)	800-2,800	2,000-7,000	8,500	9,600
Amps	12.2	12.2	14.2	13.2
Rated input watts	1450	1450	1700	1550
Arbor size	----	7/8"	7/8"	7/8"
Spindle thread	M14	5/8"-11	5/8"-11	5/8"-11
Tool weight (including diamond wheel)	9.6 lbs.	7.7 lbs.	10.4 lbs.	6.9 lbs.
Length	13"	14.4"	18"	15.1"
Carrying case (standard)	344455160	344455160	344455160	344455290
<b>Standard equipment:</b>				
Vacuum adaptor	630796000	630796000	630796000	
Star cutter head	628210000			
5 Position adjustable loop handle	343399690	343399690	343399690	
Anti-vibration side handle				314000970
Additional brush ring	628215000	628214000	628214000	
Inner flange		341031290	341031290	341031290
Locking nut		341101480	341101480	341101480
Offset spanner wrench	623910000	623910000	623910000	623910000
5" Concrete diamond cup wheel*		628205000*	628205000*	628209000
5" Abrasive diamond cup wheel*		628206000*	628206000*	
5" PCD diamond cup wheel*		628208000*	628208000*	
*Note: Includes 1 diamond cup wheel. See order no. to confirm which wheel comes with the tool.				
<b>Optional equipment:</b>				
	Replacement star cutters pointed (628211000)	Diamond cup whl for hard concrete (628205000)	Diamond cup whl for hard concrete (628205000)	Diamond cup whl for hard concrete (628205000)
	Replacement star cutters bent (628213000)	Diamond cup whl for green concrete, abrasive materials (628206000)	Diamond cup whl for green concrete, abrasive materials (628206000)	Diamond cup whl for green concrete, abrasive materials (628206000)
	Cutter head pointed, complete (628210000)	PCD diamond cup wheel (628208000)	PCD diamond cup wheel (628208000)	PCD diamond cup wheel (628208000)
	Cutter head bent, complete (628212000)	5" low clearance backing pad (655298000)		





**W12-125 HD CED**  
Masonry Cutting/  
Scoring Tool

**NEW**



Guide rail sold  
separately

**W12-125 HD CED Plus**  
Masonry Cutting/  
Scoring Tool with Guide Rollers

**NEW**

**Model**

**Kit:** Tool, Shroud,  
1 Diamond Wheel

**Tool Only:**

	<b>W12-125 HD CED</b> <b>600408620</b>	<b>W12-125 HD CED Plus</b> <b>600408680</b>
	<b>600408420</b>	<b>600408420</b>
Maximum wheel diameter	5"	5"
Maximum cutting depth		
without base plate	1-1/16"	1-1/16"
with base plate	1"	1"
with guide rail	-	25/32"
Base plate size	6" x 9"	6-11/16" x 11-1/8"
LongLife high torque motor	•	•
Switch with lock-on capability	•	•
Metabo slip clutch	•	•
Winding protection grid	•	•
Maximum torque	30.1 inch lbs.	30.1 inch lbs.
Low profile aluminum die-cast gear housing	•	•
Rotatable gear housing	•	•
Auto-stop carbon brushes	•	•
Plunge function	•	•
Removable base plate	•	•
Toolless adjustable cutting depth	•	•
Steel base plate	•	
Steel base plate w/ guide rollers		•
Ability to use with guide rail		•
Aluminum die-cast flange	•	•
No-load speed (RPM)	9,600	9,600
Amps	10.5	10.5
Rated input watts	1250	1250
Arbor size	7/8"	7/8"
Spindle thread	5/8"-11	5/8"-11
Dust extraction port	35mm (1-3/8")	35mm (1-3/8")
Tool weight	10.4 lbs.	11.2 lbs.
Shipping weight	15.6 lbs.	16.4 lbs.
Length	13.8"	13.8"
Carrying case	344455300	344455300
<b>Standard equipment:</b>		
CED 125 anti-static shroud	626730000	
CED 125 plus anti-static shroud		626731000
5" Concrete diamond cutting wheel	628112000	628112000
Offset spanner wrench	623934000	623934000
Inner flange	341031290	341031290
Locking nut	341101480	341101480
Anti-vibration side handle	314000970	314000970
<b>Optional equipment:</b>		
Guide rail w/ case 1500 mm / 4' 11"		631213700



**W12-125 HD Tuck Point Kit  
Grinder**

**NEW**



**MFE30  
Wall Chaser**

<b>Model</b>	<b>W12-125 HD Tuck Point Kit</b>
<b>Kit:</b> Tool, Shroud, 2 Diamond Wheels	<b>600408690</b>
<b>Tool Only:</b>	<b>600408420</b>
Maximum wheel diameter	5"
LongLife high torque motor	•
Switch with lock-on capability	•
Metabo slip clutch	•
Maximum Torque	30.1 inch lbs.
Low profile aluminum die-cast gear housing	•
Rotatable gear housing	•
Auto-stop carbon brushes	•
Winding protection grid	•
No-load speed (RPM)	9,600
Amps	10.5
Rated input watts	1250
Arbor size	7/8"
Spindle thread	5/8"-11
Dust Extraction port	2-1/4"
<b>Standard equipment:</b>	
Dustless tuckpoint guard	628216000
5" Diamond blade (2)	628125000
Offset spanner wrench	623934000
Anti-vibration side handle	314000970
Inner flange	341031290
Locking nut	341101480

<b>Model</b>	<b>MFE30</b>
<b>Wall Chaser:</b>	<b>601119520</b>
<b>Wall Chaser w/hose:</b>	<b>US601119100</b>
Maximum wheel diameter	5"
LongLife high torque motor	•
Switch with lock-on capability	•
Current interruption protection	•
Electronic soft start	•
Electronic overload protection	•
Metabo slip clutch	•
Winding Protection Grid	•
Adjustable Handle	•
Maximum Torque	31 In/lbs.
No-load speed (RPM)	9,000
Amps	12
Rated input watts	1400
Arbor size	7/8"
Spindle thread	5/8"-11
Tool weight (including diamond wheel)	9.7 lbs.
Shipping Weight	23.5 lbs
Length	14"
Carrying case (standard)	344451650
<b>Standard equipment:</b>	
5" Concrete diamond cutting wheel (2)	628157000
Offset spanner wrench	623934000
Spacer set	341012140
Clamping nut	341101650
Support handle	314000540
Hex key	344161520
Chisel	344147650



**ASR35 ACP  
Auto Clean  
Vacuum Cleaner**










<b>Model</b>	<b>ASR35 ACP</b>	<b>Equipment:</b>
<b>Vacuum:</b>	<b>602057420*</b>	
<b>HEPA Vacuum:</b>	<b>US602057800**</b>	
Automatic electromagnetic vibration filter cleaning	•	<b>Standard:</b>
Stable design	•	Suction hose 1-1/2" x 16 ft (341148180)
Extra large rear wheels	•	PE collection bag (630325000)
Integrated power outlet with autostart	•	PVC Filter Set (631934000)*
Current control	•	HEPA Filter Set (630326000)**
7 sec. run on prevents hose clogs	•	<b>Optional:</b>
Airflow, CFM	130	Transport handle (630311000)
Max. vacuum pressure mBar	248	Vacuum wand (630867000)
Filter surface inches <sup>2</sup> total	1333	Crevice tool (630323000)
Rated input watts/amps	1400/10.2	Floor tool (630322000)
Container capacity	9 gallons	Adaptor for hose to 2-1/4" inlet (630316000)
Tool weight	33.1 lbs.	Paper dust bag 5pk (631935000)
		Fleece pre-filter bag 5pk (630343000)



7" Surface Prep Kit  
W24-230 MVT with Dust Control Shroud

**NEW**

<b>Model Kit:</b>	<b>W24-230 MVT with Dust Control Shroud US606467800</b>
LongLife motor	•
Switch w/ lock on capability	•
Anti-vibration side handle	•
Auto-stop carbon brushes	•
Winding protection grid	•
Maximum torque	150 inch lbs.
Maximum wheel diameter	7"
No-load speed (RPM)	6,600
Amps	15
Rated input watts	2400
Arbor size	7/8"
Spindle thread	5/8"-11
Tool weight	14.7 lbs.
Shipping weight	18.6 lbs.
Length	18"
<b>Standard equipment:</b>	Side handle (314000960)
	Type 27 wheel guard (339203260)
	Loop handle (US630342000)
	Handle bolt (2 req.) 141110390
	Convertible shroud (655154000)
	Vacuum adaptor (630316000)

Vacuum Accessories								
	Adapts standard 1-1/2" hose to 2-1/4" inlet on dustless shrouds	Order # 630316000		Standard Polyester filter set (2) HEPA filter set (2)	Order # 631934000 630326000		1-1/2" x 10.5' Standard hose incl. with ASR35 ACP	Order # 631362000
	Hose adaptor for RS14-125, RS17-125, RF14-115	630796000		Fleece pre-filter bags (5)	630343000		1-1/2" x 13' Anti-static suction hose	631370000
				Paper filter bags (5)	631935000		2-1/4" x 10' Suction hose	630312000
				1-1/2" x 13' Suction hose with bayonet connection for MFE30	630344000			

## 4 1/2"-5" ANGLE GRINDERS



**WEV10-125**  
Electronic Variable Speed  
4 1/2"/ 5" Angle Grinder

**NEW**



**WEV15-125 HT**  
Electronic Variable Speed  
4 1/2"/ 5" Angle Grinder

**NEW**

Model	WEV10-125 600388420	WEV15-125 HT 600562420
Maximum wheel diameter	4-1/2" - 5"	4-1/2" - 5"
Amps	9.5	13.5
Rated input watts	1000	1550
No-load speed (RPM)	2,800-10,500	2,800-9,600
Maximum torque (inch lbs.)	23.9 inch lbs.	37.2 inch lbs.
Switch Type	Lock-on slide	Lock-on slide
LongLife motor	•	•
Metabo safety slip clutch	•	•
Electronic features:		
Variable speed dial (VTC)	•	•
Current interruption protection	•	•
Soft start feature	•	•
Overload protection w/ LED	•	•
Low profile aluminum die-cast gear housing	•	•
Rotatable gear housing	•	•
Burst-proof guard w/ 7 stops	•	•
Vibration dampened side handle	•	
Anti-vibration side handle		•
Auto-stop carbon brushes	•	•
Winding protection grid	•	•
Arbor size	7/8"	7/8"
Spindle thread	5/8"-11	5/8"-11
Tool weight	4.6 lbs.	5.5 lbs.
Shipping weight	6.60 lbs.	6.53 lbs.
Length	11.4"	12.5"
Carrying case (Optional)	344454180	344454180
<b>Standard equipment:</b>		
Type 27 wheel guard	339204500	339204500
Type 1 wheel guard		
Side handle	316046590	314000970
Inner flange	341031290	341031290
Locking nut	316055450	341101480
Spanner wrench		623934000
Diamond wheel		
<b>Optional equipment:</b>		
Type 1 cutting guard	630352000	630352000
Dust filter	630791000	630791000



Shown with optional backing pad (655143000)

**PE12-175**  
Variable Speed High Torque Dry Polisher



**PWE11-100**  
Variable Speed High Torque Wet Polisher

Model	PE12-175 602175420
Maximum pad diameter	7"
Double insulated	•
Vario tacho constamatic (VTC) electronics	•
LongLife motor	•
Spindle lock	•
Winding protection grid	•
High performance spiral bevel gears	•
Variable speed controlled by adjusting dial	•
Auto-stop carbon brushes	•
Maximum torque	124 inch lbs.
No-load speed (RPM)	700-2,200
Amps	10
Rated input watts	1200
Spindle thread	5/8"-11
Tool weight	5.9 lbs.
Shipping weight	7.6 lbs.
Length	14.3"
Carrying case	631382000 (optional)
<b>Standard equipment:</b>	Side handle (314000540)

Model	PWE11-100 602050420
Vario tacho constamatic (VTC) electronics	•
Low profile aluminum die-cast gear housing	•
Housing cover to protect surfaces	•
Splash proof ventilation slots	•
Water supply through spindle	•
LongLife motor	•
Standard 1/2" quick connect	•
Ergonomic adjustable D-handle	•
Electronic winding temperature monitor with LED display	•
GFCI included for electrical safety	•
Auto-stop carbon brushes	•
Electronic soft start feature	•
Electronic speed stabilization	•
Maximum torque	34 inch lbs.
Backing pad size	4"-5"
No Load speed (RPM)	1,700-5,400
Amps	9.6
Rated input watts	1,100
Spindle thread	5/8"-11
Tool weight	5.2 lbs.
Shipping weight	7.9 lbs
Length	12.8"
<b>Standard equipment:</b>	Loop handle (343399690)
<b>Optional equipment:</b>	4" Hook and loop backing pad (626149000)
	Tool Bag (638530000)



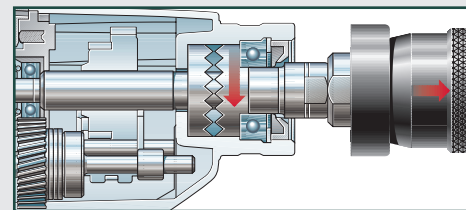
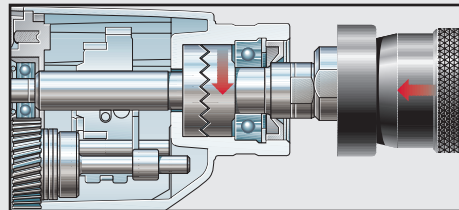
# HAMMER DRILLS

**Metabo Hammer Drills:**  
**speed and versatility on the job site.**  
 (3/8" - 5/8" capacity)



Model and output	Capacities in concrete/stone (inches)											Metal	Drilling in max. inches	Wood
	5/32"	3/16"	7/32"	5/16"	3/8"	15/32"	1/2"	9/16"	5/8"	11/16"	3/4"			
<b>SBE561</b> 560 Watt 4.5 Amps	█												3/8"	3/4"
<b>SBE760</b> 760 Watt 6.5 Amps	█											1/2"	1 9/16"	
<b>SBE751</b> 750 Watt 6.5 Amps	█											1/2"	1 9/16"	
<b>SBE1100</b> 1,100 Watt 9.6 Amps	█											5/8"	1 9/16"	

**Optimized impact mechanism**  
 Perfectly adapted to the powerful  
 LongLife Motor with up to 59,000  
 impacts per minute.



For larger diameters you should choose a  
 Metabo rotary hammer: see Page 71-75

- Optimum range
- Possible range





**SBE561**  
1/2" Hammer Drill

**SBE760**  
1/2" Hammer Drill

**SBE751**  
1/2" Hammer Drill

**SBE1100 Plus**  
1/2" Hammer Drill

**NEW**

Model	SBE561 601160420	SBE760 600841620	SBE751 600863620	SBE1100 Plus 600867620
Variospeed (V) electronics	•	•	•	
Vario tacho constamatic (VTC) electronics				•
LongLife motor			•	•
Electronic winding-temperature monitor				•
Aluminum die-cast gear housing			•	•
Safety non-slip side handle	•	•	•	•
2-speed gear-box		•	•	•
Electronic soft start feature				•
Max. speed controlled by adjusting dial	•	•		•
Current interruption protection				•
Maintenance reminder light				•
Swivel cord connection			•	•
Reversing switch	•	•	•	•
Chuck	1/2" Geared	1/2" Geared	1/2" Geared	1/2" Keyless
Metabo slip clutch			•	•
Auto-stop carbon brushes			•	•
Winding protection grid			•	•
Maximum tightening torque	40 inch lbs.	212 inch lbs.	265 inch lbs.	389 inch lbs.
Rubber coated handle	•	•	•	•
Capacity				
- in concrete	1/2"	5/8"	3/4"	3/4"
- in mild steel	3/8"	1/2"	1/2"	5/8"
- in softwood	3/4"	1-9/16"	1 9/16"	1 9/16"
No-load speed (RPM)	0-2800	0-1200 / 0-3200	0-1000/0-3100	0-900/0-2800
No-load blows per minute (BPM)	0-50,000	0- 58,000	0-59,000	0-53,000
Amps	4.5	6.5	6.5	9.6
Rated input watts	560	760	750	1100
Chuck capacity	1/2"	1/2"	1/2"	1/2"
Spindle thread	1/2 x 20 UNF	1/2 x 20 UNF	1/2 x 20 UNF	1/2 x 20 UNF
Tool weight	5.3 lbs.	6.5 lbs.	7.0 lbs.	7.4 lbs.
Shipping weight	7 lbs.	9.1 lbs.	11.7 lbs.	12.1 lbs.
Length	10.8"	14.8"	14.5"	14.5"
Carrying case (standard)	344452990	344454110	344454110	344454110
Standard Equipment:				
	1/2" chuck (635250000)	1/2" chuck (635250000)	1/2" chuck (635250000)	1/2" chuck (636226000)
	Side handle (631052000)	Side handle (314000840)	Side handle (314001030)	Side handle (314001020)
	Depth gauge (341511630)	Depth gauge (341511630)	Depth gauge (341511630)	Depth gauge (341511630)
	Chuck key (635167000)	Chuck key (635167000)	Chuck key (635167000)	
Optional Equipment:				
	Dust extraction kit (630829000)		Dust extraction kit (630829000)	Dust extraction kit (630829000)

**Optional Equipment:**



**630828000 Dust extraction kit** for up to 3/4" capacity corded and cordless drills, hammer drills and SDS-Plus rotary hammers. Includes 43 mm & 50 mm handles, hose and 2 vacuum adaptors.



**NEW**

**630829000 Dust extraction accessory** Dustless drilling up to 9/16" dia. Dual suction chamber collects dust while allowing full suction to adhere to walls or ceilings.

# ROTARY HAMMERS

Metabo Combination, Multi-hammer and Chipping Hammers: powerful tools with long service life. (1/2" -5/16" capacity)



Model and output	Capacities in concrete/stone (inches)													Drilling in Metal max. inches	Drilling in Wood max. inches	Chiselling		Page
	5/32"	1/4"	5/16"	3/8"	1/2"	5/8"	3/4"	7/8"	1"	1-1/8"	1-1/4"	1-9/16"	1-3/4"			2"	Light	
<b>Multi-hammers</b>																		
<b>UHE2850</b> 2.7 J	[Optimum range: 1/2" - 5/16"; Possible range: 2 5/8" - 3/4"]													1/2"-5/16" 2 5/8"-3/4" 1 <sup>st</sup> /2 <sup>nd</sup> gear		● ● ● ○ ○ ○		73
<b>Combination Rotary Hammers</b>																		
<b>NEW</b> <b>KHE2444</b> 2.3 J	[Optimum range: 1/2" - 1 3/16"; Possible range: 1 3/8" - 1 1/2"]													1/2"	1 3/16"	● ● ● ○ ○ ○	○ ○ ○	71
<b>KHE-D24</b> 2.2 J	[Optimum range: 1/2" - 1 1/8"; Possible range: 1 1/4" - 1 3/4"]													1/2"	1 3/16"	● ● ○ ○ ○ ○	○ ○ ○	72
<b>KHE-D28</b> 2.5 J	[Optimum range: 1/2" - 1 1/8"; Possible range: 1 1/4" - 1 3/4"]													1/2"	1 9/16"	● ● ● ○ ○ ○	○ ○ ○	72
<b>KHE3250</b> 3.1 J	[Optimum range: 1/2" - 1 1/4"; Possible range: 1 1/2" - 1 7/8"]													1/2"	1 3/8"	● ● ● ○ ○ ○	○ ○ ○	73
<b>NEW</b> <b>KHE5-40</b> 7.5 J	[Optimum range: 1/2" - 1 1/2"; Possible range: 1 3/4" - 2"]													-	-	● ● ● ● ● ○ ○	● ○ ○	74
<b>KHE56</b> 8.5 J	[Optimum range: 1/2" - 1 1/2"; Possible range: 1 3/4" - 2"]													-	-	● ● ● ● ● ○ ○	● ● ○	74
<b>KHE76</b> 11.9 J	[Optimum range: 1/2" - 1 1/2"; Possible range: 1 3/4" - 2"]													-	-	● ● ● ● ● ○ ○	● ● ●	74
<b>KHE96</b> 20 J	[Optimum range: 1/2" - 1 1/2"; Possible range: 1 3/4" - 2"]													-	-	● ● ● ● ● ○ ○	● ● ●	74
<b>Demolition / Chipping Hammers</b>																		
<b>NEW</b> <b>MHE5</b> 8.6 J	[Optimum range: 1/2" - 1 1/2"; Possible range: 1 3/4" - 2"]													-	-	● ● ● ● ● ○ ○	● ● ○	75
<b>MHE96</b> 20 J	[Optimum range: 1/2" - 1 1/2"; Possible range: 1 3/4" - 2"]													-	-	● ● ● ● ● ○ ○	● ● ●	75



**KHE2444**  
1" SDS-Plus  
Combination Hammer

**NEW**

Model	KHE2444 606154420
Max. Single blow energy (EPTA)	2.3 joules
Variospeed (V) electronics	•
LongLife motor	•
Suitable for light chiselling work	•
Percussion stop for drilling only operations	•
Reversing switch	•
Metabo slip clutch	•
Rubber coated handle	•
Auto-stop carbon brushes	•
Winding protection grid	•
Maximum tightening torque	133 inch lbs.
Capacity	
- in concrete using solid bits	1"
- in mild steel	1/2"
- in softwood	1-3/16".
No-load speed (RPM)	0 - 1,230
No-load blows per minute (BPM)	0 - 5,400
Amps	7
Rated input watts	800
Tool weight	6.7 lbs
Shipping weight	10.7
Length	13.6"
Carrying case	344454110 (standard)
<b>Standard equipment:</b>	Side handle (314000840)
	Depth gauge (341511630)
<b>Optional equipment:</b>	Dust extraction adaptor (630829000)

# COMBINATION HAMMERS



**KHE-D24**  
1" SDS-Plus Combination Hammer  
w/Rotostop



**KHE-D28**  
1 1/8" SDS-Plus Combination Hammer  
w/Rotostop

Model	KHE-D24 600223420	KHE-D28 600224420
Max. Single blow energy (EPTA)	0-2.2 joules	0-2.5 joules
Variospeed (V) electronics	•	
Vario tacho constamatic (VTC) electronics		•
LongLife motor	•	•
Quick-change chuck system		•
Chisel positions	• 12 settings	• 12 settings
Percussion stop for drilling only operations	•	•
Rotation stop for chiseling operations	•	•
Aluminum die-cast gear housing	•	•
Reversing switch	•	•
Metabo slip clutch	•	•
Rubber coated handle	•	•
Carbon brush wear indicator		•
Auto-stop carbon brushes	•	•
Winding protection grid	•	•
Maximum tightening torque	106 inch lbs.	177 inch lbs
Capacity		
- in concrete using solid bits	1"	1 1/8"
- in brickwork using thin wall core bits	3 1/8"	3 1/2"
- in mild steel	1/2"	1/2"
- in softwood	1 3/16"	1 9/16"
No-load speed (RPM)	0-1,000	0-1,000
No-load blows per minute (BPM)	0-4,600	0-4,600
Amps	5.6	8.2
Rated input watts	720	1010
Tool weight	7.4 lbs.	8.1 lbs.
Shipping weight	12.3 lbs.	13.0 lbs.
Length	16.8"	18"
Carrying case (standard)	344454120	344454120
<b>Standard equipment:</b>		
Side handle	314000770	314000770
Depth gauge	341511630	341511630
<b>Optional equipment:</b>		
Dust extraction adaptor	630829000	630829000
1/2" Keyless 3-jaw chuck		631921000



**UHE2850 Multi**  
1 1/8" Multi-Hammer  
w/Rotostop



**KHE3250**  
1 1/8" SDS-Plus  
Combination Hammer w/Rotostop

## UHE2850 Multi-Hammer

### 3 Tools in 1

1- 2 Speed Drill

2- 1-1/8" Rotary Hammer

3- Chipping Hammer

*...all in a single unit!*

This versatile, powerful rotary hammer lets you perform drilling, impact drilling or rotation-only operations with a single tool.

Unique to this tool is a rotary hammer function that allows for effective drilling of concrete, brick, and other masonry materials. A chiseling function allows chiseling of the same materials. By switching to the two speed drill mode you can effectively drill into virtually any non-masonry material: wood, steel, plastic, glass, etc. All materials, one tool!

To further enhance versatility and functionality, the UHE-Multi Hammer is furnished with a quick-change SDS chuck... and an additional quick-change three-jawed chuck that accepts a full range of non-masonry bits and allows bit changes without the use of tools.

SDS chuck



Quick-change, three-jawed chuck



**When you're looking for on-the-job versatility and long-lasting performance, the Metabo UHE2850 Multi Hammer gives you more...much more!**

Model	UHE2850 Multi 600712420	KHE3250 600637420
Max. Single blow energy (EPTA)	2.75 joules	3.1 joules
Vario tacho constamatic (VTC) electronics	•	
Variospeed (V) electronics		•
LongLife motor	•	•
2-speed gear-box for drilling wood or metal	•	
Quick-change chuck system	•	
Chisel positions	• 30 settings	• 12 settings
Percussion stop for drilling only operations	•	•
Rotation stop for chiseling operations	•	•
Aluminum die-cast gear housing	•	•
Reversing switch	•	•
Metabo slip clutch	•	•
Rubber coated handle	•	•
Carbon brush wear indicator	•	
Auto-stop carbon brushes	•	•
Winding protection grid	•	•
Electronic speed stabilization	•	
Variable speed controlled by adjusting dial	•	
Winding temperature monitor	•	
Swivel cord connection	•	•
Maximum tightening torque	195 inch lbs.	177 inch lbs.
Capacity		
- in concrete using solid bits	1 1/8"	1 1/4"
- in brickwork using thin wall core bits	3 1/8"	3 1/8"
- in mild steel	1/2"	1/2"
- in softwood	2 5/8"	1 3/8"
No-load speed (RPM)	0-950/0-2,600	0-1,150
No-load blows per minute (BPM)	0-4,400	0-4,470
Amps	9	8.5
Rated input watts	1010	800
Tool weight	8.1 lbs.	7.3 lbs.
Shipping weight	13.5 lbs.	12.5 lbs.
Length	15.6"	12.5"
Carrying case (standard)	344454110	344454080
<b>Standard equipment:</b>		
	Side handle (314001230)	Side handle (314000880)
	Depth gauge (343398230)	Depth gauge (341511630)
	1/2" Keyless 3-jaw chuck (631930000)	
	SDS chuck (316046990)	
<b>Optional equipment:</b>		
	Dust extraction adaptor (630829000)	Dust extraction adaptor (630829000)

# COMBINATION HAMMERS

**NEW**

**KHE5-40**  
1 9/16" SDS-Max  
Combination Hammer

**KHE56**  
1 3/4" SDS-Max  
Combination Hammer














**KHE76**  
2" SDS-Max  
Combination Hammer

**KHE96**  
2" SDS-Max  
Combination Hammer

Model	KHE5-40 600687420	KHE56 600340420	KHE76 600341420	KHE96 600596420
Max. Single blow energy (EPTA)	7.5 joules	8.5 joules	11.9 joules	20.0 joules
Vario tacho constamatic (VTC) electronics	•	•	•	•
Suitable for chiselling work w/ rotation stop	•	•	•	•
Chisel positions	• 24 settings	• 12 settings	• 12 settings	• 16 settings
MVT vibratex handles	•	•	•	•
Active vibration control	•		•	
Metal die-cast gear housing	• aluminum	• magnesium	• magnesium	• aluminum
Impact reduction switch		•	•	
Metabo slip clutch	•	•	•	•
Carbon brush wear indicator	•	•	•	•
Variable speed controlled by adjusting dial	•			•
Auto-stop carbon brushes	•	•	•	•
Winding protection grid	•	•	•	•
Electronic speed stabilization	•	•	•	•
360° Support handle		•	•	•
Maximum tightening torque	841 inch lbs.	796 inch lbs.	796 inch lbs.	1062 inch lbs.
Capacity				
- in concrete using solid bits	1-9/16"	1 3/4"	2"	2"
- in concrete using core bits	4"	4"	6"	6"
No-load speed (RPM)	0-350	0-450	0-300	125-250
Blows per minute (BPM)	0-3,200	0-2,840	0-2,735	0-1,950
Amps	10.3	14	15	15
Rated input watts	1010	1300	1500	1700
Tool weight	15.2 lbs	17.75 lbs.	18.5 lbs.	28 lbs.
Shipping weight	24.75 lbs.	25.75 lbs.	28.25 lbs.	40.2 lbs.
Length	18.8"	18"	19.3"	27.8"
Carrying case (standard)	344455240	344453630	344453760	344453190
<b>Standard equipment:</b>	Anti-vibration side handle (314001410)	Anti-vibration side handle (314001080)	Anti-vibration side handle (314001150)	Anti-vibration side handle (314001130)
	Depth gauge (331050750)	Depth gauge (331050750)	Depth gauge (331050750)	"D" support handle (316042080)
	Grease (631800000)	Grease (631800000)	Grease (631800000)	Grease (631800000)
	Cleaning cloth	Cleaning cloth	Cleaning cloth	Cleaning cloth





Accessories	
 <p><b>630828000 Dust extraction kit</b> for up to 3/4" capacity corded and cordless drills, hammer drills and SDS-Plus rotary hammers. Includes 43 mm &amp; 50 mm handles, hose and 2 vacuum adaptors.</p>	 <p><b>623371000 SDS-Max to SDS Plus adaptor</b></p>
 <p><b>630829000 Dust extraction accessory</b> Dustless drilling up to 9/16" dia. Dual suction chamber collects dust while allowing full suction to adhere to walls or ceilings</p> <p><b>NEW</b></p>	 <p><b>630276000 Spline to SDS-Plus adaptor</b></p>
 <p><b>631591000 Dust extraction device</b> for hammer drills and SDS hammers with depth stop for 5/8" - 1 9/16" diameter bits. Requires 631594000.</p>	 <p><b>676293000 SDS-Max to Spline adaptor</b></p> <p><b>NEW</b></p>
 <p><b>631594000 Support handle</b> (goes with 631590000 &amp; 631591000) for fitting the dust-extraction devices on the collar of the tool.</p>	 <p><b>676137000 Spline to SDS-Max adaptor</b></p>
 <p><b>631592000 Vacuum hose</b> 15' long with 30mm internal diameter and 35mm external diameter connecting pieces. Requires 630316000 or 631593000 adaptor.</p>	 <p><b>630928000 SDS chuck adaptor</b> 1/2 x 20 threads. Use it to mount specialty chucks and accessories on Metabo SDS rotary hammers.</p>
 <p><b>630316000 Adaptor</b> Used for connecting 631592000 vacuum hose to standard 2 1/4" vacuum inlets.</p>	 <p><b>631285000 SDS chuck adaptor</b> Suitable for drilling applications only. For use with most 1/2 x 20 thread chucks on all Metabo SDS rotary hammers (includes clamping bushing for 1/4" hex accessories).</p>
 <p><b>631593000 Adaptor</b> Used for connecting 631592000 vacuum hose to standard 1 1/4" vacuum inlets.</p>	 <p><b>631921000 Quick-action drill chuck</b> For use with the KHE-D28.</p>
 <p><b>600890000 Drill Stand</b> Adjustable depth guide. Tool clamp dia.: 43 mm Stroke: 2 9/16" Distance - center to column: 6 1/2" Base dimensions: 8 5/8" x 8 3/8"</p>	 <p><b>631930000 Quick-action drill chuck</b> For use with the UHE2850.</p>
	 <p><b>631920000 SDS Plus chuck</b> For use with the KHE-D28.</p>
	 <p><b>316046990 SDS Plus chuck</b> For use with the UHE2850.</p>

FOR MORE ROTARY HAMMER CONSUMABLES...see page 125



# SECTION: 5

## Corded Drills, Corded and Cordless Magnetic Drill Presses





## Corded Drills, Corded and Cordless Magnetic Drill Presses

- Engineered for long life and high performance
- Electronic performance monitoring increases productivity and service life up to 100% over competitive tools
- World's only cordless magnetic drill press



# DRILLS



**BE561**  
3/8" Drill

**BE751**  
2-speed 1/2" Drill

**BE1100**  
2-speed 1/2" Drill

**BE75-16**  
1/2" Triple Gear  
Reduction Drill

Model # non-locking deadman switch #	BE561 601162420	BE751 600581420	BE1100 600582420	BE75-16 600580420 US600580760
Variospeed (V) electronics	•	•		•
Vario tacho constamatic (VTC) electronics			•	
Aluminum die-cast gear housing		•	•	•
2-speed gear-box		•	•	
High torque, e.g. for use with auger bits up to 2" in dia.				•
Triple gear reduction				•
Rubber coated comfort grip	•	•	•	
Safety non-slip side handle		•	•	
Reversing switch	•	•	•	•
Chuck	3/8" Geared	1/2" Geared	1/2" Geared	1/2" Geared
Metabo slip clutch		•	•	•
Swivel cord connection		•	•	
Auto-stop carbon brushes		•	•	•
Winding protection grid		•	•	•
Extra long, safety non-slip side handle				•
Switch locking catch, equally accessible to right & left hand				•
Maximum speed can be controlled by adjusting dial			•	•
Thermal overload protection			•	
Current interruption protection			•	
Maximum tightening torque	44 inch lbs.	265 inch lbs.	389 inch lbs.	664 inch lbs.
Capacity				
- in mild steel	3/8"	1/2"	5/8"	5/8"
- in softwood	3/4"	1 9/16"	1 9/16"	2"
No-load speed (RPM)	0-2,800	0-1,000/0-3,100	0-900/0-2,800	0-650
Amps	4.5	6.5	9.6	6.7
Rated input watts	560	750	1100	750
Chuck capacity	3/8"	1/2"	1/2"	1/2"
Spindle thread	1/2 x 20 UNF	1/2 x 20 UNF	1/2 x 20 UNF	1/2 x 20 UNF
Tool weight	4.8 lbs.	7.25 lbs.	7.5 lbs.	6.75 lbs.
Shipping weight	6 lbs.	8.5 lbs.	8.7 lbs.	9.5 lbs.
Length	10.8"	14.5"	14.5"	11.8"
Carrying case	344452990	344454110	344454110	344454110
	(optional-plastic)	(optional-plastic)	(optional-plastic)	(optional-plastic)
	656304000	656304000	656304000	656304000
	(optional-metal)	(optional-metal)	(optional-metal)	(optional-metal)
<b>Standard equipment:</b>	3/8" chuck (635252000)	1/2" chuck (635250000)	1/2" chuck (635250000)	1/2" chuck (635250000)
	Chuck key (635167000)	Chuck key (635167000)	Chuck key (635167000)	Chuck key (635167000)
		Side handle (314001030)	Side handle (314001020)	Side handle (314001020)
<b>Optional equipment:</b>	Side handle (631052000)			



**CORDED**  
**MAG32**  
 1-1/4" Electromagnetic  
 Drill Press

**NEW**



**CORDED**  
**MAG50**  
 2" Electromagnetic  
 Drill Press



Model	MAG32 600635620	MAG50 600636620
Vario tacho constamatic (VTC) electronics		•
LongLife motor	•	•
Aluminum die-cast gear housing	•	•
2-speed gear-box		•
LED Light illuminates drilling path	•	•
Variable speed dial		•
Reversing switch (for tapping)		•
Electronic overload protection		•
Power interruption protection		•
Integrated coolant container	•	•
Maximum torque	443 inch lbs.	797 inch lbs. / 443 inch lbs.
Capacity		
- in mild steel	1-1/4"	2"
- in softwood	1/2"	13/16"
Maximum drilling depth	2"	2"
Thread cutting	n/a	5/8" Max.
No-load speed (RPM)	700	100-250/200-450
Amps	9	11.9
Rated input watts	1000	1200
Bit retention	Weldon 3/4"	Morse taper MT2, Weldon 3/4"
Dimensions of magnetic base	3-9/16" x 7-1/2"	3-9/16" x 7-1/2"
Stroke	6-5/16"	6-5/16"
Height at highest position	19"	24"
Height at lowest position	13.3"	18"
Tool weight	22.5 lbs.	28 lbs
Shipping weight	30.5 lbs.	36 lbs.
Carrying case	344453960 (standard)	344453960 (standard)
<b>Standard equipment:</b>	Safety strap (341148140)	Safety strap (341148140)
	Allen wrench (344163630)	Allen wrench (344163620)
	Weldon 3/4" chuck	MT2 drift key (642395000)
	Chip guard (626607000)	Weldon 3/4" industrial tool holder (316046240)
	Centering pin 3" (626608000)	Chip guard (626607000)
		Centering pin 3" (626608000)
		Centering pin 4" (626609000)
<b>Optional equipment:</b>	Universal cutting spray (626606000)	Universal cutting spray (626606000)
	Weldon 3/4" to 1/2" chuck adaptor (626611000)	Weldon 3/4" to 1/2" chuck adaptor (626611000)
	Adaptor for weldon to FEIN quick IN (626600000)	Adaptor for weldon to FEIN quick IN (626600000)
	Centering pin 3" (626608000)	Quick change weldon 3/4" tool holder (626604000)

**WORLD'S FIRST!**

**25.2V CORDLESS MAGNETIC DRILL PRESS**

- Portable: 25.2V 3.0 Ah Lithium-Ion Battery
- Permanent Rare Earth Magnet, Independent from Battery Power
- Two Speed Gear Box
- Fast Charging Battery with Fuel Gauge
- V-Base for Use on Flat or Curved Surfaces



**CORDLESS  
MAG28 LTX**  
25.2V Cordless  
Magnetic Drill Press

Model	MAG28 LTX 600334520
Aluminum die-cast gear housing	•
2-Speed permanently lubricated gear-box	•
Adjustable permanent magnet for precise alignment	•
V-base for mounting to flat or curved surfaces (min. Pipe diameter: 3-1/2")	•
Dimensions of magnetic base	2-3/4" x 7-1/2"
Magnetic pull away force	2500 lbs.
External carbon brush access	•
LED electronic overload protection	•
Electronic safety lockout	•
Integrated coolant container	•
Battery pack voltage/capacity	25.2V/3.0 Ah Extreme battery
ESCP: electronic single cell protection	•
No-load speed (RPM)	380/680
Bit retention	Morse taper MT2, weldon 3/4"
Capacity	
- With annular cutter	1 1/4"
- With twist drill	1/2"
Maximum drilling depth	2"
Stroke	6 5/16"
Height at highest position	24.3"
Height at lowest position	18"
Size	22 1/4" x 17 5/32" x 8 37/64"
Tool weight (with battery)	32 lbs.
Shipping weight	48.5 lbs.
Carrying case (standard)	344454310
<b>Standard equipment:</b>	2-25.2V Li-Ion batteries (625437000) Charger AS S15 (627285000) Weldon 3/4" industrial tool holder (316046240) Allen wrench (344163620) 1/2" Keyed chuck (635036000) Chuck key (635167000) MT2 arbor (635115000) Drift key (642395000) Safety strap (341148140) Centering pin 3" (626608000)
<b>Optional equipment:</b>	Chip guard (626607000) Universal cutting spray (626606000) Weldon 3/4" to 1/2" chuck adaptor (626611000) Adaptor for weldon to FEIN quick in (626600000) Quick change weldon 3/4" tool holder (626604000)

**Accessories**

**Metabo Rapid Cut Annular Cutters**



Order No.	Description
626550000	9/16 x 1-3/16
626551000	11/16 x 1-3/16
626552000	13/16 x 1-3/16
626553000	15/16 x 1-3/16
626554000	1-1/16 x 1-3/16

- 30% Faster
- Highest Quality HSS
- Weldon 3/4" Shank



Order No.	Description
626555000	6 pc. set

(1 ea. above plus centering pin)

Accessories



**627242000** **NEW**  
Quick change right angle adaptor

- Converts all drills and hammer drills with side handles to right angle tools (can be used on hammer drills in drilling mode only).
- Right angle drive allows access for hard to reach application

Drive Ratio:	1:1
Thread size:	1/2"x 20 UNF
Weight:	1 1/4 lbs.
Length:	4"



**Mixers**  
**631043000 Heavy-duty Mixer**  
5 1/2" diameter stirrer usable for mixing materials of heavy consistency. Overall length is 24 inches  
**631044000 Mini-mixer**  
4" diameter stirrer suitable for medium consistency materials. Overall length is 23 inches



**626611000 Weldon 3/4" to 1/2-20 Chuck Adaptor**  
Allows use of any chuck with 1/2-20 mounting threads.




**600890000 Drill Stand**  
Adjustable depth guide.  
Tool clamp dia.: 43 mm  
Stroke: 2 9/16"  
Distance - center to column: 6 1/2"  
Base dimensions: 8 5/8" x 8 3/8"



**626600000 Adaptor for Weldon to FEIN Quick IN**




**627256000 X3 Attachment**  
Multiplies torque by 3 times for tasks that demand more power. Fits the BS18 LTX BL Quick, BE1100 or BE75-16 with chucks removed.



**626608000 Centering pin 3"**  
**626609000 Centering pin 4"**



**626607000 Chip Guard**



**626604000 Quick change Weldon 3/4" tool holder**  
Toolless cutter change.

# SECTION: 6

## Woodworking Tools and Heat Guns





# Woodworking Tools and Heat Guns

- Engineered, designed and manufactured in Germany
- Unique designs and features



**SXE450 TurboTec**  
6" Dual Random Orbit Sander



**SXE400**  
Compact Orbital Disc Sander

Model	SXE450 TurboTec 600129420
Variospeed (V) electronics	•
Power control system	•
Turbo boost	•
Dual orbit setting	•
Integral dust collection	•
Auto-stop brushes	•
Double insulated	•
Sanding pad size	6" round (6 hole)
Sheet size	6" round
Orbits per minute	8,400-22,000
Orbit size	1/8" or 1/4"
Amps	3.4
Rated input watts	350
Tool weight	5.75 lbs.
Shipping weight	8 lbs.
Length	11.5"
Carrying case	623894000 (optional)
<b>Standard equipment:</b>	Front handle (316041410)
	Intec filter complete (316041310)
	Medium hard velcro pad
	Backing pad (339160440)
	Hexagon key (344161520)
Dual Orbit Settings:	• 1/8" orbit for fine finishing
	• 1/4" orbit for fast stock removal

Model	SXE400 600405420
Variospeed (V) electronics	•
Power Control System	•
Auto-stop brushes	•
Double insulated	•
Sanding pad size	3 1/8" round (6 hole)
Sheet size	3 1/8" round
Orbits per minute	5,000-10,000
Orbit size	1/8"
Amps	2
Rated input watts	220
Tool weight	3.3 lbs.
Shipping weight	4.1 lbs.
Length	10.8"
Carrying case	623898000 (optional)
<b>Standard equipment:</b>	Hexagon key (344161530)
	Velcro backing pad (624064000)
	Intermediate disc (624061000)
<b>Optional equipment:</b>	Vacuum hose (631592000)
	Vacuum adaptor (630316000)



**Turbo Boost**  
*for fastest removal of stock!*







**STEB140**  
Variable Speed Jig Saw  
with Orbit

Model	STEB140 601402420
Vario tacho constamatic (VTC) electronics	•
Aluminum die-cast gear housing	•
Variable speed controlled by adjusting dial	•
Electronic speed stabilizer	•
Orbital saw-blade movement for fast cutting	3-stage
Grooved needle-bearing roller-guide prevents the blade from wandering, allowing for truer cuts.	•
Suitable for bevel cuts. Rapid setting of the sole plate for bevel angles of 22.5° & 45° left or right	•
Uses T-shank style blades	•
Sawdust is blown from line of cut for better visibility	•
Anti-splintering sole plate insert	•
Auto-stop carbon brushes	•
Quick blade change system with auto eject	•
Maximum torque	62 inch lbs.
Maximum thickness of material	
- wood	5 1/2"
- non-ferrous metal	1 3/8"
- sheet steel	3/8"
Rated input watts/amps	720/7.0
No-load speed (SPM)	1,000-3,100
Length of stroke	1"
Orbital settings	3 position
Tool weight	7.0 lbs.
Shipping weight	10.6 lbs.
Length	10.5"
Carrying case	344454150 (optional)
<b>Standard equipment:</b>	Allen wrench (344161530)

## General Accessories



### 631751000 Vacuum Hose

6' x 1 1/2" diameter and 2 1/4" vacuum connection. Tapered end fits directly into tool's extraction port.

### 631362000 Vacuum Hose

10' x 1 1/2" diameter and 2 1/4" vacuum connection. Tapered end fits directly into tool's extraction port.







### 630898000 Bayonet Connector

Replaces the tapered fitting on 1 1/2" hose for a positive connection to tools extraction port.

LF724S  
Paint Remover



Model	LF724S 600724420
Double insulation	•
Environmentally friendly method of paint and varnish removal	•
Highly suitable for handling rabbets	•
Continuous adjustment of chip removal: 0-.012"	•
Reversible all-carbide blades with long service life	•
Low vibration reduces fatigue	•
Minimal dust creation	•
Encased aluminum die-cast gear housing	•
High-performance palloid gear system	•
Maximum torque	18 inch lbs.
Blade cutting circle diameter	3 1/8"
Maximum rabbet height	1 1/10"
Axial cutting depth	0-.012" (0-.3mm)
Radial cutting depth	.006"
Rated input watts/amps	710/6.0
No-load speed (RPM)	10,000
Tool weight	6.25 lbs.
Shipping weight	9.25 lbs.
Length	10.8"
Carrying case	623860000 (standard)
<b>Standard equipment:</b>	4 indexable solid tungsten carbide blades - 4 cutting edges per blade
	Vacuum adaptor
	Combination wrench(344162450)
	Cleaning pick (344162540)

Jig Saw Accessories	
	<b>631340000 Circle Guide</b> Guide for cutting circles from 4" to 14" dia. and for ripping parallel to an edge (max. width 8 1/4"). For use on all Metabo jigsaws.
	<b>623665000 Anti-splintering Insert</b> These inserts fit into the sole plate around the blade and dramatically reduce splintering during cutting or ripping operations. (3 inserts per pack)
Paint Remover Accessories	
	<b>631660000 Spare blades</b> Indexable solid tungsten carbide blades. (10-piece set)
	<b>631865000 Parallel Stop</b>



Back View of Heat Gun

**H16-500**  
2-Stage Variable Temperature Heat Gun



Back View of Heat Gun

**HE20-600**  
Electronic 3-Stage Variable Temperature Heat Gun



Back View of Heat Gun

**HE23-650**  
Digital Programmable 2-Stage Variable Temperature Heat Gun

Model	H16-500 601650420	HE20-600 602060420	HE23-650 602365420
Double insulation	•	•	•
Variospeed (V) electronics	•	•	•
Digital programmable temperature w/LED display			•
Temperature regulation via thumb wheel		•	
Non-slip pads for stationary use	•	•	•
One handed temperature adjustment	•	•	•
Thermal fuse for safety	•	•	•
Rated input watts	1400	1500	1600
Rated Amps	11.7	12.5	13.0
Air Flow	8.5/15.9 CFPM	5.3/10.6/17.7 CFPM	5.3-8.8/5.3-17.7 CFPM
Air Temperature	572/932 °F	122/122-1100 °F	122/122-1200 °F
Tool weight	2.0 lbs.	2.3 lbs.	2.6 lbs.
Shipping weight	3.0 lbs.	3.3 lbs.	3.6 lbs.
Length	11.3"	11.3"	11.3"
Carrying case (optional)	623854000	623854000	623854000

Heat Gun Accessories				
<b>630001000</b> Wide jet nozzle- 2" Drying, stripping old coats of paint	<b>630002000</b> Wide jet nozzle- 3" Stripping old coats of paint from large surfaces	<b>630003000</b> Deflector Nozzle Stripping old coats of paint from window frames, waxing and de-waxing skis	<b>630004000</b> Air-wrap Nozzle Heating plastic tubes prior to bending them; shrinking of shrink-fit plastic sleeves	<b>630005000</b> Reducing Nozzle- 9mm dia. Spot Heating (not for H16-500)
				<b>630006000</b> Slit Nozzle Lap welding of PVC tarpaulins and sheeting (requires 630005000)

# SECTION: 7

## Abrasives





## Abrasives

- **Cutting and Grinding Wheels - p92**
- **Flap Discs - p104**
- **Bench Grinder Wheels- p108**
- **Cup Wheels and Wire Wheels - p110**



# METABO CUTTING AND GRINDING WHEELS SELECTION GUIDE:

*Find the right Metabo wheel for your application*

	<h3>Cutting Wheels</h3> <p>Type 1 and Type 27 From 2" to 20" (see page 97-103)</p>	<h3>Grinding Wheels</h3> <p>Type 27 From 3" to 9" (see page 104-105)</p>
<p><b>Original</b> General purpose wheels for fast cutting and metal removal.</p>		
<p><b>Original Long Life</b> General purpose wheel designed for longer life, fast cuts and high metal removal rate.</p>		
<p><b>Plus</b> Blended abrasives for heavy duty operation and longer wheel life. Specialty wheels for ferrous and non-ferrous applications.</p>		
<p><b>Super</b> High performance contaminant free wheels for steel and stainless steel.</p>		
<p><b>M-Calibur</b> <span style="background-color: red; color: white; padding: 2px;">NEW</span> Contaminant free ceramic abrasives for extreme performance in heavy duty applications.</p>		





# M-Calibur NEW

New extreme heavy duty **ceramic** cutting and grinding wheels for steel and stainless steel.

*Increased Productivity = Lowers Cost of Operation*

## M-Calibur Cutting:

- Extreme cut speed
- Maximum number of cuts
- Contaminant free

## M-Calibur Grinding:

- Extreme material removal speed
- Maximum wheel life
- Contaminant free



For available sizes, see page 97 (cutting) and page 103 (grinding).

# Cutting and Grinding Wheel Specifications:

The quality of cutting and grinding wheels depends on several factors: the grain (size, shape and quality) determines how aggressive a wheel is. The right mix of bonding resins, additives and fiberglass reinforcement determines the wheel life. Metabo cutting and grinding wheels are designed and manufactured in accordance with our most stringent specifications so that they, in combination with our power tools, achieve the best performance and productivity, saving time and money.



## This is how to read the specification for a cutting or grinding wheel:

### Specification

The combination of letters and numbers is the genetic code of the grinding wheel

### Abrasive medium

- A Aluminum oxide**
  - For working with metal
- ZA Zirconia alumina**
  - Special wheels for working with metal
- C Silicon carbide**
  - For working with stone
- CA Ceramic**
  - Special wheels for working with stainless steel and metal

### Grit

The higher the number, the finer the grit. We use grain sizes of 16 – 60 for cutting and grinding wheels:

- 16–24 Coarse
- 30–60 Medium

### Hardness

The hardness of a grinding wheel is coded alphabetically:

- A** Very soft
- Z** Very hard

# Safety Tips:

Even the world's best abrasives wheels need to be used safely. Here are some do's and do not's every operator should follow:

## "Do's and Don'ts"

### Do:

1. Always handle and store wheels carefully.
2. Visually inspect all wheels for possible damage before mounting.
3. Make sure the machine's operating speed never exceeds the wheel speed.
4. Always check mounting flanges for equal and correct diameter.
5. Use mounting blotters when they're supplied with wheels.
6. Make absolutely sure work rest (where required) is properly adjusted (no more than 1/8" away from wheel.)
7. Always use a safety guard covering at least half of the grinding wheel.
8. Always run newly mounted wheels at full operating speed (with guard in place) for at least one minute before grinding.
9. Always wear safety glasses and appropriate face protection when grinding.
10. Always turn coolant off before stopping wheel, to avoid an out-of-balance condition.

### Don't:

1. Don't use a wheel that has been dropped.
2. Don't force a wheel onto the machine or alter the size of the mounting hole. If the wheel won't fit the machine, get one that will.
3. Don't ever exceed the maximum operating speed established for the wheel.
4. Don't use mounting flanges that are not clean, flat and designed for the wheel being used.
5. Don't tighten the mounting nut excessively.
6. Don't grind on the side of the wheel. (See ANSI B7.1 for exceptions).
7. Don't start the machine until the wheel guard is in place.
8. Don't jam work into the wheel.
9. Don't stand directly in front of a grinding wheel when a grinder is started.
10. Don't grind material for which the wheel is not designed.



# CHOICE CUTS™ Thin Cut “Slicer” Wheels... Increased Performance

## Original Slicer: *Fast and Flexible!*

General purpose aluminum oxide wheel for steel and stainless steel rod / rebar. Extremely fast, burr free, cool-cutting. [Flexibility for flush cutting.](#)



Up to **50%\*** more cuts, same speed!

## Long Life Original Slicer: *Longer Life/Tough!*

Engineered aluminum oxide wheel for longer life cutting pipe, thin wall steel and stainless steel tubing, sheet metal as well as bar stock. Excellent service life.



Engineered for more cuts

## Slicer-Plus: *Aggressive, Cool-Cutting!*

Specially engineered with coated aluminum oxide, proprietary bond for toughest applications, thicker sectional cuts in steels, stainless steels, heavy rebar, harder metals, heavy wall pipe and angle iron. Best choice for cutting non-ferrous metals.



Up to **20%\*** more cuts, same speed!

## Super-Slicer: *Extreme Performance! Ideal for Stainless Steel!*

Blended high performance abrasive grains and bonds free of Chlorine, Sulfur and Iron specifically designed for hardened metals, stainless steels, high tensile alloys, hastalloys, inconel, titanium.



Up to **80%\*** more cuts,  
same speed on stainless steel!

## M-Calibur: *Extreme Heavy Duty Ceramic Performance! Ideal for Stainless Steel!*

Highest performance abrasive grains and bonds free of Chlorine, Sulfur and Iron specifically designed for hardened metals, stainless steels, high tensile alloys, hastalloys, inconel, titanium.



**Ceramic: Extreme Performance  
Fastest Cut and Longest Wheel Life**

\*Compared to previous generation Metabo wheels

NEW

# CHOICE CUTS™



Industry Standard Cutting Wheels in 4-1/2", 5" and 6"



Available in a wide range of sizes; 2" to 9" diameter and in Type 1 straight and Type 27 depressed center wheels.

TYPE 1				TYPE 27			
<b>Original Slicer - A60TZ (Fastest Cut, Flexible, Steel/Stainless Steel)</b>							
Size	Order #	Pcs./Pkg.	Max. RPM	Size	Order #	Pcs./Pkg.	Max. RPM
4 1/2" x .040 x 7/8	655331000	100	15,000	4 1/2" x .045 x 7/8	655346000	50	13,300
5" x .040 x 7/8	655334000	50	12,225	5" x .045 x 7/8	655353000 <b>NEW</b>	50	12,225
6" x .040 x 7/8	655339000	50	10,200	6" x .045 x 7/8	655347000	50	10,200
<b>Long Life Original Slicer - A60XL (Long Life, Tough, Steel/Stainless Steel)</b>							
4 1/2" x .045 x 7/8	655332000	100	15,000	4 1/2" x 1/16 x 7/8	655349000	50	13,300
5" x .045 x 7/8	655335000	50	12,225	5" x 1/16 x 7/8	655355000 <b>NEW</b>	50	12,225
6" x .045 x 7/8	655344000	25	10,200	6" x 1/16 x 7/8	655350000	50	10,200
<b>Slicer Plus - A60TX (Long Life, Cool Cutting, Steel/Stainless Steel/Non-Ferrous Metals)</b>							
4" x .045 x 5/8	655996000	50	15,000				
4 1/2" x .045 x 7/8	655997000	50	15,000	4 1/2" x .045 x 7/8	655351000	50	13,300
5" x .045 x 7/8	655993000	50	12,225	5" x .045 x 7/8	655357000 <b>NEW</b>	50	12,225
6" x .045 x 7/8	655998000	50	10,200	6" x .045 x 7/8	655352000	50	10,200
<b>Super Slicer - A60XP (Contaminant Free, Extreme Performance, Stainless Steel/ Hardened Alloys, &lt; 0.1% Iron, Sulfur and Chlorine)</b>							
4 1/2" x .045 x 7/8	655994000	50	15,000	4 1/2" x .045 x 7/8	655897000 <b>NEW</b>	50	13,300
5" x .045 x 7/8	655992000 <b>NEW</b>	50	12,225	5" x .045 x 7/8	655898000 <b>NEW</b>	50	12,225
6" x .045 x 7/8	655995000	50	10,200	6" x .045 x 7/8	655899000 <b>NEW</b>	50	10,200
<b>M-Calibur - CA46U (Contaminant Free, Extreme Heavy Duty Ceramic Performance, Stainless Steel/ Hardened Alloys, &lt; 0.1% Iron, Sulfur and Chlorine)</b>							
4 1/2 X 1/16 X 7/8	US616285000 <b>NEW</b>	25	13,300				
5 X 1/16 X 7/8	US616286000 <b>NEW</b>	25	12,200				
6 X 1/16 X 7/8	US616287000 <b>NEW</b>	25	10,200				

Always comply with ANSI B7.1 and OSHA requirements.

(see the next pages for more sizes and applications)





## Type 1 and 27 Cutting Wheels

NOTE: Numbers in parenthesis ( ) are for when Type 27 wheel specs are different

TYPE 1 Order #	TYPE 27 Order #	Size	Max. RPM	Pcs/Pkg
----------------	-----------------	------	----------	---------



### Original - A60TZ - Steel / Stainless Steel

- Aluminum oxide wheel for steel and other ferrous metals. Extremely fast rate of cut. Good wheel life. Flexibility for flush cutting.

655348000		2 X .035 X 3/8	30,558	100
655316000		3 X .040 X 1/4	25,000	100
655317000		3 X .040 X 3/8	25,000	100
655358000		3 X 1/16 X 1/4	25,000	100
655321000		3 X 1/16 X 3/8	25,000	100
655322000		4 X .040 X 1/4	22,000	50
655323000		4 X .040 X 3/8	22,000	50
655324000		4 X .040 X 5/8	22,000	50
655328000		4 X 1/16 X 3/8	19,000	100
655330000		4 X 1/16 X 5/8	19,000	100
655331000	655346000	4 1/2 x .040 (.045) x 7/8	15,000 (13,300)	100 (50)
655334000	655353000 <b>NEW</b>	5 x .040 (.045) x 7/8	12,225	50
655999000		6 X .040 X 3/8	14,000	50
655338000		6 X .040 X 5/8	10,200	50
655339000	655347000	6 x .040(.045) x 7/8	10,200	50



### Original - A30R - Steel

- Aluminum oxide general purpose wheel for heavier working conditions for steel and other ferrous metals. Very fast rate of cut. Good wheel life.

655733000		5 X 1/16 x 7/8	12,225	50
616732000	616310000	5 X 3/32 x 7/8	12,300	25



### Long Life - A36XL / A60XL - Steel / Stainless Steel

- Engineered aluminum oxide wheel for long life in tough applications: thin wall pipe/tube, as well as solids.

655318000 (A36XL)		3 X 1/16 X 1/4	25,000	100
655320000 (A36XL)		3 X 1/16 X 3/8	25,000	100
616321000 (A36XL)		3 X 1/8 X 3/8	25,000	100
655325000 (A36XL)		4 X 1/16 X 1/4	19,000	100
655327000 (A36XL)		4 X 1/16 X 3/8	19,000	100
655329000 (A36XL)		4 X 1/16 X 5/8	19,000	100
655332000 (A60XL)	655349000 (A60XL)	4 1/2 x .045 (1/16) x 7/8	15,000 (13,300)	100 (50)
655335000 (A60XL)	655355000 <b>NEW</b>	5 x .045 (1/16) x 7/8	12,225	50
655344000 (A60XL)	655350000 (A60XL)	6 x .045 (1/16) x 7/8	10,200	25 (50)
655342000 (A60XL)		6 X 1/16 X 5/8	10,200	25



### Plus - A60TX - Steel / Stainless Steel

- Heavy duty performance on stainless steel applications.

655996000		4 x .045 x 5/8	15,000	50
655997000	655351000	4 1/2 x .045 x 7/8	15,000 (13,300)	50
655993000	655357000 <b>NEW</b>	5 x .045 x 7/8	12,225	50
655998000	655352000	6 x .045 x 7/8	10,200	50



### Super - A60XP - Steel / Stainless Steel


- Contaminant free, heavy duty wheel for steel and stainless steel applications with a long wheel life.

655450000 <b>NEW</b>		3 X .040 X 3/8	25,000	50
655451000 <b>NEW</b>		3 X 1/16 X 3/8	25,000	100
655452000 <b>NEW</b>		4 X .040 X 3/8	19,000	50
655994000	655897000 <b>NEW</b>	4 1/2 x .045 x 7/8	15,000 (13,300)	50
655992000 <b>NEW</b>	655898000 <b>NEW</b>	5 x .045 x 7/8	12,225	50
655995000	655899000 <b>NEW</b>	6 x .045 x 7/8	10,200	50
655453000 <b>NEW</b>		4 X 1/16 X 3/8	19,000	100




## Type 1 Cutting Whls for Stainless Steel/Hardened Alloys/Steels


Contaminant Free < 0.1% Iron, Sulfur and Chlorine


Order #	Size	Max. RPM	Pcs/Pkg	
	<b>M-Calibur - CA46U - Steel / Stainless Steel / High Tensile Alloy</b> <span style="background-color: red; color: white; padding: 2px;">NEW</span> Contaminant free, extreme heavy duty ceramic wheel for steel and stainless steel. Extremely long wheel life.			
	US616285000	4 1/2 X 1/16 X 7/8	13,300	25
	US616286000	5 X 1/16 X 7/8	12,200	25
	US616287000	6 X 1/16 X 7/8	10,200	25

## Type 1 and 27 Cutting Wheels for Aluminum


TYPE 1 Order #	TYPE 27 Order #	Size	Max. RPM	Pcs/Pkg	
	<b>Plus-Alu - A46N - Aluminum</b> <span style="background-color: red; color: white; padding: 2px;">NEW</span> ■ Heavy duty speciality wheel for enhanced performance on aluminum.				
	655810000	655820000	4 X .040 X 5/8	19,000	50
	655811000	655821000	4-1/2 X .040 X 7/8	13,000	50
	655812000	655822000	5 X .040 X 7/8	12,300	50
	655813000	655823000	6 X .040 X 7/8	10,200	50
	655814000	655824000	7 X .040 X 7/8	8,500	50

## Type 1 Cutting Wheels for Circular Saws

Order #	Size	Max. RPM	Pcs/Pkg	
	<b>Original - A30S - Steel / Stainless Steel</b> ■ Aluminum oxide wheels for steel, other ferrous metals and rail track. Good rate of cut. Longer wheel life.			
	616331420	6 X 1/8 X 5/8-Dm	10,200	25
	616333000	7 X 1/8 X 5/8-Dm	8,500	10

	<b>Original - C30S - Masonry / Non-Ferrous</b> ■ Silicon carbide general purpose wheel for stone, concrete, cast iron, ductile iron, masonry materials, non-ferrous metals, brass, bronze, etc. Good rate of cut. Good wheel life.			
	616332000	6 X 1/8 X 5/8-Dm	10,200	25
	616334000	7 X 1/8 X 5/8-Dm	8,500	10

## Type 1 Cutting Wheels for Chop Saws

Order #	Size	Max. RPM	Pcs/Pkg	Formula	Wheel	
	<b>Original - A24M</b> ■ Aluminum oxide wheels for general purpose use on steel and other ferrous metals larger chop saw applications. Excellent rate of cut. Good wheel life.					
	<b>Original - A30P</b> ■ Aluminum oxide wheels constructed with a single internal reinforcement and an aggressive cool cutting formulation best for cutting smaller diameter metals or metal studs.					
	<b>Original Long Life - A30R</b> ■ Aluminum oxide wheels for general purpose use on steel and other ferrous metals. Good rate of cut. Good wheel life.					
	<b>Original Long Life - A30S</b> ■ Aluminum oxide wheels specially formulated for dry wall stud applications. Good rate of cut. Good wheel life.					
	616340000	14 X 3/32 X 1	4,300	10	A24M	Original
	655236000	14 X 3/32 X 1 Internal Reinforced	4,300	10	A30P	Original
	616215000	16 X 3/32 X 1	3,820	10	A24M	Original
	616337420	12 X 3/32 X 1	5,100	10	A30R	Original Long Life
	616146000	14 X 3/32 X 1	4,300	10	A30S	Original Long Life
	616338000	14 X 3/32 X 1	4,300	10	A30R	Original Long Life
	616327000	14 X 7/64 X 1	4,300	10	A30R	Original Long Life

## Type 1 Cutting Wheels for High Speed Saws



Order #	Size	Max. RPM	Pcs/Pkg	Formula	Wheel
---------	------	----------	---------	---------	-------

### Original - A24N

- Aluminum oxide wheels general purpose for steel and other ferrous metals. Fast rate of cut. Good wheel life.

### Original Long Life - A30S

- Aluminum oxide wheels for steel, other ferrous metals and rail track. Good rate of cut. Longer wheel life.

### Original - C24N

- Silicon carbide general purpose wheel for stone, concrete, cast iron, ductile iron, masonry materials, non-ferrous metals, brass, bronze, plastic, etc. Fast rate of cut. Good wheel life.

### Plus - AC24R

- Aluminum oxide and Silicon carbide combination wheel specially formulated for ductile iron. Excellent rate of cut. Excellent wheel life. Smooth and chatter free cutting.

616137000	12 X 1/8 X 1	6,400	10	A24N	Original
616157420	12 X 1/8 X 1	6,400	10	C24N	Original
616136000	12 X 1/8 X 20mm	6,400	10	A24N	Original
616156000	12 X 1/8 X 20mm	6,400	10	C24N	Original
616139000	14 X 1/8 X 1	5,400	10	A24N	Original
616159000	14 X 1/8 X 1	5,400	10	C24N	Original
616140000	14 X 1/8 X 20mm	5,460	10	A24N	Original
616160000	14 X 1/8 X 20mm	5,460	10	C24N	Original
616204000	16 X 5/32 X 1	4,800	10	A30S	Original Long Life
616138420	12 X 1/8 X 1	6,400	10	AC24R	Plus
616168000	12 X 1/8 X 20mm	6,400	10	AC24R	Plus
616149000	14 X 1/8 X 1	5,400	10	AC24R	Plus
616142000	14 X 1/8 X 20mm	5,460	10	AC24R	Plus

## Type 1 Cutting Wheels for Stationary Saws



Order #	Size	Max. RPM	Pcs/Pkg	Formula	Wheel
---------	------	----------	---------	---------	-------

### Original - A30N

- Aluminum oxide wheels are specially formulated for high powered machines to cut steel and other ferrous metals. Excellent rate of cut. Good wheel life

### Original Long Life - A30R

- Aluminum oxide wheels specially formulated for high powered machines to cut steel and other ferrous metals. Fast rate of cut. Longer wheel life.

### Original Long Life - A30S

- Aluminum oxide wheels for steel, other ferrous metals and rail track. Good rate of cut. Longer wheel life.

### Plus - A30V

- Aluminum oxide wheels are specially formulated for high powered machines to cut steel and other ferrous metals. Good rate of cut. Excellent wheel life.

616365000	20 X 3/16 X 1	4,800	5	A30N	Original
616203000	14 X 1/8 X 1	4,400	10	A30S	Original Long Life
616204000	16 X 5/32 X 1	4,400	10	A30S	Original Long Life
616366000	20 X 3/16 X 1	3,000	5	A30R	Original Long Life
616367000	20 X 3/16 X 1	3,000	5	A30V	Plus

## Type 27 Cutting Wheels

Order #	Size	Max. RPM	Pcs/Pkg
---------	------	----------	---------



### Original - A30R - Steel

- Aluminum oxide general purpose wheel for heavier working conditions for steel and other ferrous metals. Very fast rate of cut. Good wheel life.

616328420	4 X 3/32 X 3/8	19,000	25
616727000	4-1/2 X 3/32 X 7/8	13,300	25
655727000	4-1/2 X 3/32 X 5/8-11	13,300	25
616310000	5 X 3/32 X 7/8	12,300	25
655310000	5 X 3/32 X 5/8-11	12,300	25
616313000	6 X 1/8 X 7/8	10,200	25
655313000	6 X 1/8 X 5/8-11	10,200	25
616300000	7 X 1/8 X 7/8	8,500	10
655300000	7 X 1/8 X 5/8-11	8,500	10
616302000	9 X 1/8 X 7/8	6,600	10
655302000	9 X 1/8 X 5/8-11	6,600	10



### Plus - A46TZ - Steel / Stainless Steel

- Aluminum oxide general purpose wheel for steel and other ferrous metals. Aggressive cut. Excellent wheel life.

655801000	7 X 1/16 X 7/8	8,500	10
655802000	7 X 1/16 X 5/8-11	8,500	10
655797000	9 X 1/16 X 7/8	6,600	10
655799000	9 X 1/16 X 5/8-11	6,600	10

## Type 27 Pipeline Grinding/Notching/Cutting Wheels

Order #	Size	Max. RPM	Pcs/Pkg
---------	------	----------	---------



### Long Life - A24T - Steel / Stainless Steel

- Aluminum oxide general purpose wheel for steel and other ferrous metals. Extremely long wheel life.

616281420	4-1/2 X 1/8 X 7/8	13,300	25
655281000	4-1/2 X 1/8 X 5/8-11	13,300	25
655287000	5 X 1/8 X 7/8	12,300	25
655288000	5 X 1/8 X 5/8"-11	12,300	25
616282000	7 X 1/8 X 7/8	8,500	10
655282000	7 X 1/8 X 5/8-11	8,500	10
655284000	9 X 1/8 X 5/8-11	6,600	10



### Plus-Z - ZA24T - Steel / Stainless Steel

- Zirconia alumina wheels for steel and stainless steel applications. Very aggressive stock removal. Extremely long wheel life.

616792000	4-1/2 X 3/32 X 7/8	13,300	25
655792000	4-1/2 X 1/8 X 5/8-11	13,300	25
616794420	6 X 1/8 X 7/8	10,200	25
655794000	6 X 1/8 X 5/8-11	10,200	25
655795000	7 X 1/8 X 5/8-11	8,500	10
655796000	9 X 1/8 X 5/8-11	6,600	10

## Type 27 Combinator: Cutting & Grinding with the Same Wheel

Order #	Size	Max. RPM	Pcs/Pkg
---------	------	----------	---------



### Combinator - A46U - Steel/Stainless Steel

- Aluminum oxide, contaminant free for stainless steel and other ferrous metals. Extremely long wheel life, and fast cut.

616500420	4-1/2 X 5/64 X 7/8	13,300	25
616501420	5 X 5/64 X 7/8	12,300	25
616502420	6 X 5/64 X 7/8	10,200	25

# Grinding Wheels



Available in a wide range of sizes; 3" to 9" diameter in Type 27 depressed center wheels.



## Type 27 Depressed Center Grinding Wheels Steel, Stainless Steel

Order #	Size	Max. RPM	Pcs/Pkg
---------	------	----------	---------



### Original - A24N - Steel

- Aluminum oxide general purpose wheel for grinding steel and other ferrous metals in normal working conditions. High stock removal. Good wheel life.

616745000	4 X 1/4 X 5/8	15,300	25
616726000	4-1/2 X 1/4 X 7/8	13,300	25
655726000	4-1/2 X 1/4 X 5/8-11	13,300	25
616730000	5 x 1/4 x 7/8	12,300	25
655730000	5 X 1/4 X 5/8-11	12,300	25
616554000	6 X 1/4 X 7/8	10,200	25
655554000	6 X 1/4 X 5/8-11	10,200	25
616560000	7 X 1/4 X 7/8	8,500	25
655560000	7 X 1/4 X 5/8-11	8,500	25
616572000	9 X 1/4 X 7/8	6,600	25
655572000	9 X 1/4 X 5/8-11	6,600	25



### Long Life - A24R - Steel

- Aluminum oxide general purpose wheel for grinding steel and other ferrous metals in normal working conditions. High stock removal. Long wheel life.

616339420	4 x 1/4 x 3/8	15,300	25
616330000	4 X 1/4 X 5/8	15,300	25
616307000	4-1/2 X 1/4 X 7/8	13,300	25
655307000	4-1/2 X 1/4 X 5/8-11	13,300	25
616308000	5 x 1/4 x 7/8	12,300	25
655308000	5 X 1/4 X 5/8-11	12,300	25
616319000	6 X 1/4 X 7/8	10,200	25
655319000	6 X 1/4 X 5/8-11	10,200	25
616782000	7 X 1/4 X 7/8	8,500	10
655782000	7 X 1/4 X 5/8-11	8,500	10
616784000	9 X 1/4 X 7/8	6,600	10
655784000	9 X 1/4 X 5/8-11	6,600	10



### Plus-Z - ZA24T - Steel / Stainless Steel

- Zirconia alumina wheels for steel and stainless steel applications. Very aggressive stock removal. Extremely long wheel life.

616797000	4 x 1/4 x 5/8	15,300	25
616785000	4-1/2 X 1/4 X 7/8	13,300	25
655785000	4-1/2 X 1/4 X 5/8-11	13,300	25
616786000	5 x 1/4 x 7/8	12,300	25
616787000	6 X 1/4 X 7/8	10,200	25
655787000	6 X 1/4 X 5/8-11	10,200	25
655788000	7 X 1/4 X 5/8-11	8,500	10
655789000	9 X 1/4 X 5/8-11	6,600	10

## Type 27 Grinding Wheels for Stainless Steel

Contaminant Free < 0.1% Iron, Sulfur and Chlorine



Order #	Size	Max. RPM	Pcs/Pkg
---------	------	----------	---------

### Super - A360 - Steel / Stainless Steel / High Tensile Alloy

■ Contaminant free, heavy duty aluminum oxide wheel specially formulated for harder metals such as stainless steel. Good stock removal. Good wheel life.

616325000	3 x 1/4 x 3/8	20,500	25
616735000	4 X 3/16 X 5/8	15,300	25
616739000	4-1/2 x 1/4 x 7/8	13,300	25
616747000	5 x 1/4 x 7/8	12,300	25
616604000	6 X 1/4 X 7/8	10,200	25
655610000	7 X 1/4 X 5/8-11	8,500	25
655622000	9 X 1/4 X 5/8-11	6,600	25



### M-Calibur - CA46U - Steel / Stainless Steel / High Tensile Alloy NEW

Contaminant free, extreme heavy duty ceramic wheel for steel and stainless steel. Extremely long wheel life.

US616290000	4-1/2 x 1/4 x 7/8	13,300	10
US655290000	4-1/2 x 1/4 x 5/8-11	13,300	10
US616291000	5 x 1/4 x 7/8	12,200	10
US655291000	5 x 1/4 x 5/8-11	12,200	10
US616292000	6 x 1/4 x 7/8	10,200	10
US655292000	6 x 1/4 x 5/8-11	10,200	10

## Type 27 Specialty Grinding Wheels

Masonry, Aluminum



Order #	Size	Max. RPM	Pcs/Pkg
---------	------	----------	---------

### Original - C24N - Masonry / Non-Ferrous

■ Silicon carbide general purpose wheel for stone, concrete, cast iron, ductile iron, masonry materials, non-ferrous metals, brass, bronze, etc. High stock removal. Good wheel life.

616729000	4-1/2 x 1/4 x 7/8	13,300	25
655729000	4-1/2 X 1/4 X 5/8-11	13,300	25
616731000	5 x 1/4 x 7/8	12,300	25
616660000	7 X 1/4 X 7/8	8,500	25
655660000	7 X 1/4 X 5/8-11	8,500	10
655672000	9 X 1/4 X 5/8-11	6,600	10



### Plus - A36M - Aluminum

■ Aluminum oxide wheel formulated for aluminum grinding applications. Good stock removal. Good wheel life. Non clogging capability.

616748000	4-1/2 X 1/4 X 7/8	13,300	25
655748000	4-1/2 X 1/4 X 5/8-11	13,300	25
616749000	5 x 1/4 x 7/8	12,300	25
616754000	6 X 1/4 X 7/8	10,200	25
616760000	7 X 1/4 X 7/8	8,500	10
655760000	7 X 1/4 X 5/8-11	8,500	10

# Three different flap discs save you TIME AND MONEY!

## Novoflex: *Excellent Value!*

General purpose flap disc made with high quality zirconia alumina. Contaminant free. For steel and stainless steel. Fast stock removal, consistent blending and finishing. Long service life.

GOOD



**GENERAL PURPOSE**  
Steel, Stainless Steel

**HEAVY-DUTY**  
Steel, Stainless Steel

**EXTREME PERFORMANCE**  
Steel, Stainless Steel, High Tensile Alloys, Inconels, Chromes, Hastalloys



## Flexiamant: *Aggressive Stock Removal!*

Top performing zirconia alumina for aggressive stock removal and superb finishing on steel and stainless steel. Contaminant free. Excellent service life.

BETTER




## Flexiamant Super: *Extreme Performance! Ideal for Stainless Steel!*

High performance ceramic grain is contaminant free. Specially designed for cool grinding on heat sensitive materials as well as hardened metals, stainless steels, high tensile alloys, hastalloys, inconels and titanium.

BEST!







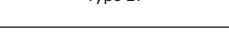
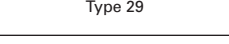
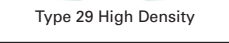








 Indicates the wheel to choose for best overall cost-efficiency



### Type 27 & 29 Flap Discs



	Specs	Type	Pcs./Pkg.	RPM	Grit	Novoflex	Flexiamant	Flexiamant Super
<b>7/8" Arbor</b>	4-1/2" x 7/8	 Type 27	10	13,300	36		656375000	
					40		624246000	
					60		624247000	
					80		624248000	
					120		656425000	
	4-1/2" x 7/8	 Type 27 High Density	10	13,300	40		656440000	
					60		656441000	
					80		656442000	
	4-1/2" x 7/8	 Type 29	10	13,300	36		656383000	
					40	623175000	624241000	626166000
					60	623176000	624243000	626167000
					80	623177000	624244000	626168000
	4-1/2" x 7/8	 Type 29 High Density	10	13,300	120	623178000	656427000	
					40		656392000	
					60		656393000	
					80		656394000	
	5" x 7/8	 Type 29	10	12,200	120	623198000	624279000	
					40	623195000	624275000	626169000
60					623196000	624277000	626170000	
80					623197000	624278000	626171000	
6" x 7/8	 Type 29	10	10,200	40		656430000		
				60		656431000		
				80		656432000		
				120		656433000		
7" x 7/8	 Type 27	10	8,600	42		624356000		
				60		624358000		
				80		624359000		
7" x 7/8	 Type 29	10	8,600	40	623112000	624256000		
				60	623114000	624258000		
				80	623115000	624259000		
7" x 7/8	 Type 29 High Density	10	8,600	40		656395000		
				60		656396000		
				80		656397000		
<b>5/8" -11 Hub</b>	4-1/2" x 5/8"-11	 Type 27	10	13,300	40		656376000	
					60		656377000	
					80		656378000	
					120		656426000	
	4-1/2" x 5/8"-11	 Type 29	10	13,300	40	656452000	656384000	
					60	656453000	656385000	
					80	656454000	656386000	
					120	656455000	656428000	
	5" x 5/8"-11	 Type 29	10	12,200	40	656462000		
					60	656463000		
					80	656464000		
					120	656465000		
	6" x 5/8"-11	 Type 29	10	10,200	40		656434000	
					60		656435000	
					80		656436000	
					120		656437000	
	7" x 5/8"-11	 Type 27	10	8,600	40		656380000	
					60		656381000	
80						656382000		
7" x 5/8"-11	 Type 29	10	8,600	40	656482000	656389000		
				60	656483000	656390000		
				80	656484000	656391000		

## Resin Fiber Abrasives Discs - Closed Coat

### Spec.

Aluminum Oxide (A) - General purpose disc for grinding steel and other ferrous metals. Good cutting rate and excellent life.

Zirconia Alumina (ZA) - Very aggressive stock removal on steel, stainless steel and other metal applications, extremely long life, cooler grinding.

Ceramic Grain (CER) - Offers extremely high removal rates and extreme longevity, especially when grinding Stainless Steels, Titanium, Inconel and Alloy Steels.

### Angle Grinders

	Disc Size	Aluminum Oxide		Zirconia Alumina		Ceramic Grain		
		Grit	Slotted Order #	Grit	Non-Slotted Order #	Grit	Slotted Order #	
623283000	4-1/2 x 7/8	A16	624135000	ZA16				
	4-1/2 x 7/8	A24	624136000	ZA24	656350000	CER24	626150000	
	4-1/2 x 7/8	A36		ZA36	656351000	CER36	626151000	
	4-1/2 x 7/8	A40	624137000	ZA40				
	4-1/2 x 7/8	A50	624144000	ZA50	656352000			
	4-1/2 x 7/8	A60	624138000	ZA60	656353000	CER60	626152000	
	4-1/2 x 7/8	A80	624139000	ZA80	656354000	CER80	626153000	
	4-1/2 x 7/8	A100	624140000	ZA100				
	4-1/2 x 7/8	A120	624141000	ZA120				
	4-1/2 x 7/8	A150	624142000	ZA150				
	4-1/2 x 7/8	A180	624143000	ZA180				
	623284000	5 x 7/8	A16	624223000	ZA16			
		5 x 7/8	A24	624218000	ZA24	656355000	CER24	626154000
5 x 7/8		A36		ZA36	656356000	CER36	626155000	
5 x 7/8		A40	624219000	ZA40				
5 x 7/8		A50	624217000	ZA50	656357000			
5 x 7/8		A60	624220000	ZA60	656358000	CER60	626156000	
5 x 7/8		A80	624221000	ZA80	656359000	CER80	626157000	
5 x 7/8		A100	624222000					
5 x 7/8		A120	624224000					
5 x 7/8		A150	624225000					
5 x 7/8		A180	624226000					
623281000		7 x 7/8	A24	624103000	ZA24	656360000	CER24	626158000
	7 x 7/8	A36		ZA36	656361000	CER36	626159000	
	7 x 7/8	A40	624104000	ZA40				
	7 x 7/8	A50	624102000					
	7 x 7/8	A60	624105000	ZA60	656363000	CER60	626160000	
	7 x 7/8	A80	624106000	ZA80	656364000	CER80	626161000	
	7 x 7/8	A100	624107000					
623282000	9 x 7/8	A24	624227000					
	9 x 7/8	A36		ZA36	656366000			
	9 x 7/8	A40	624228000					
	9 x 7/8	A50		ZA50	656367000			
	9 x 7/8	A80		ZA80	656369000			

Note: All sold in packs of 25.



Slotted  
(Aluminum Oxide)



Non-Slotted  
(Zirconia Alumina)



Slotted  
(Ceramic Grain)

## Backing Pads - For Resin Fiber Abrasive Discs

Part #	Disc. Size					
	4-1/2 x 5/8-11	4-1/2 x M14	5 x 5/8-11	5 x M14	7 x 5/8-11	9 x 5/8-11
Part #	623283000	623279000	623284000	623278000	623281000	623282000
Max. RPM	13,000	13,000	12,000	12,000	8,500	6,600











Backing Pad

# Flat Head Angle Grinder Accessories

In addition to many standard wheels with 5" diameters, we have developed specialty abrasives to enhance the performance of your angle grinder when working in tight spaces.



SPECIALITY WHEELS	Grit	Size	Pcs./Pkg.	Order No.
 <b>Flexiamant Super Convex CER</b> Extreme Performance Ceramic Steel/Stainless Steel/ Heat Sensitive Materials Contaminant Free	P 60	5 x 7/8	10	626460000
	P 80	5 x 7/8	10	626461000
 <b>Flexiamant Super Convex ZK</b> High Performance Zirconia Alumina Steel/Stainless Steel Contaminant Free	P 40	5 x 7/8	10	626462000
	P 60	5 x 7/8	10	626463000
	P 80	5 x 7/8	10	626464000
 <b>Flexiamant Super CER - offset</b> Extreme Performance Ceramic for Uniform Finish of Weld Seams Steel/Stainless Steel/ Heat Sensitive Materials	P 40	5 x 5/8-11	5	626486000
	P 60	5 x 5/8-11	5	626487000
 <b>Non-woven Fleece VKS ZK</b> Profilable Disc Precise Cleaning of Weld Seams Steel/Stainless Steel	coarse	5 x 7/8	5	626482000
	medium	5 x 7/8	5	626483000

GRINDING WHEELS	Spec.	Size	Pcs./Pkg.	Order No.
 Original Grinding Wheel Type 27 Steel	A 24 N	5 x 1/4 x 7/8	25	616730000
 Original Long Life Grinding Wheel Type 27 Steel	A 24 R	5 x 1/4 x 7/8	25	616308000
 Plus Grinding Wheel Type 27 Aluminum	A 36 M	5 x 1/4 x 7/8	25	616749000
 Plus-Z <b>NEW</b> Grinding Wheel Type 27 Steel/Stainless Steel	ZA24T	5 x 1/4 x 7/8	25	616786000
 Super Grinding Wheel Type 27 Stainless Steel	A 36 O	5 x 1/4 x 7/8	25	616747000
 "Combinator" Type 27 Cutting & Grinding Steel/Stainless	A 46 U	5 x 5/64 x 7/8	25	616501420
 Pipeline Wheel Type 27 Cutting/Notching/ Grinding Steel/Stainless Steel	A 24 T	5 x 1/8 x 7/8	25	655287000
 Stringer Bead Wire Wheel Knotted	.020 Carbon Steel	4-1/2 x 3/16 x 5/8-11	5	655228005

## Type 1 Cutting Wheel Guard








With the innovative tool free cutting wheel guard, you can meet OSHA/ANSI B7.1 specifications for use with Type 1 Cutting Wheels.



Cutting blade guard 5"

Type 1 Guard with quick adjustment for WEF9-125, WEPF9-125 and WF18 LTX-125

630355000

TYPE 1 CUTTING WHEELS	Spec.	Size	Pcs./Pkg.	Order No.
 Original Slicer Fastest Cut/Flexible Steel/Stainless Steel	A 60 TZ	5 x .040 x 7/8	50	655334000
 Original Long Life Slicer Long Life/Tough Steel/Stainless Steel	A 60 XL	5 x .045 x 7/8	50	655335000
 Slicer Plus Aggressive/Cool Cutting Steel/Stainless Steel	A 60 TX	5 x .045 x 7/8	50	655993000
 Super Slicer <b>NEW</b> Heavy Duty, Contaminant Free, Steel/ Stainless Steel, High Tensile Alloy	A60XP	5 x .045 x 7/8	50	655992000
 M-Calibur <b>NEW</b> Extreme Heavy Duty Ceramic, Contaminant Free, Steel/Stainless Steel, High Tensile Alloy	CA46U	5 x 1/16 x 7/8	25	US616286000

## Type 1 Vitrified Wheels for Bench Grinders



- Aluminum Oxide - Excellent general purpose wheel for routine use on bench grinders. Performs very well for every day general shop use on various steels.

Order #	Size	Spec.	Max. RPM	Pcs/Pk
655401000	6 x 3/4 x 1	A 36	4,140	1
655402000	6 x 3/4 x 1	A 60	4,140	1
655403000	6 x 3/4 x 1	A 80	4,140	1
655405000	6 x 1 x 1	A 24	4,140	1
655406000	6 x 1 x 1	A 36	4,140	1
655407000	6 x 1 x 1	A 60	4,140	1
655408000	6 x 1 x 1	A 80	4,140	1
655410000	7 x 1 x 1	A 24	3,600	1
655411000	7 x 1 x 1	A 36	3,600	1
655412000	7 x 1 x 1	A 60	3,600	1
655413000	7 x 1 x 1	A 80	3,600	1
655414000	8 x 1 x 1-1/4	A 24	3,600	1
655415000	8 x 1 x 1-1/4	A 36	3,600	1
655416000	8 x 1 x 1-1/4	A 60	3,600	1
655417000	8 x 1 x 1-1/4	A 80	3,600	1
655419000	10 x 1 x 1-1/4	A 24	2,485	1
655420000	10 x 1 x 1-1/4	A 36	2,485	1
655421000	10 x 1 x 1-1/4	A 60	2,485	1
655423000	10 x 1-1/2 x 1-1/4	A 36	2,485	1
655424000	10 x 1-1/2 x 1-1/4	A 60	2,485	1

## Type 1 Vitrified Wheels for Bench Grinders



- Green Silicon Carbide - Very sharp cool cutting wheel. Excellent for sharpening carbide tipped bits as well as working with non-ferrous materials such as aluminum, glass, ceramic and cast irons.

Order #	Size	Spec.	Max. RPM	Pcs/Pk
655431000	6 x 3/4 x 1	C 60	4,140	1
655432000	6 x 3/4 x 1	C 80	4,140	1
655433000	6 x 3/4 x 1	C 120	4,140	1
655434000	6 x 1 x 1	C 60	4,140	1
655435000	6 x 1 x 1	C 80	4,140	1
655436000	6 x 1 x 1	C 120	4,140	1
655438000	7 x 1 x 1	C 80	3,600	1
655439000	7 x 1 x 1	C 120	3,600	1
655440000	8 x 1 x 1-1/4	C 60	3,600	1
655441000	8 x 1 x 1-1/4	C 80	3,600	1
655442000	8 x 1 x 1-1/4	C 120	3,600	1

## Bushing Selector

	Wheel Dia.	Arbor Hole	Bushing Size				
			1/2"	5/8"	3/4"	1"	1-1/4"
Vitrified bench grinding wheels come with nested bushings. Check the chart at right for bushing sizes.	6"	1"	■	■	■		
	7"	1"		■	■		
	8"	1-1/4"		■	■	■	
	10"	1-1/4"			■	■	
Replacement bushings for bench wheels	#55167	1-1/2"	■	■	■	■	■



## Wire Wheels for Bench Grinders

	Steel Order#	Dia. x Face	Trim Length	Thread	Wire	Max RPM	Pkg.	Pcs/ Pkg
	655216000	6" x 3/4"	1-1/4"	5/8"-1/2"	.014 crimped	6,000	Boxed	1
	655217000	8" x 3/4"	2-1/8"	5/8"	.014 crimped	6,000	Boxed	1





## Type 6 Cup Wheels for Angle Grinders



Order #	Size	Max. RPM	Pcs/Pkg	Formula
<b>A80M</b>				
■ Aluminum oxide general purpose wheel for grinding steel and other ferrous metals. Good cutting rate and wheel life.				
<b>C30N</b>				
■ Silicon carbide general purpose wheel for grinding stone, concrete, ductile iron, masonry materials, non-ferrous metals (brass, bronze, etc.), and cast iron. Good stock removal. Good wheel life.				
630727000	3-1/8 x 7/8 x 7/8	10,750	1	A 80 M
630728000	3-1/8 x 7/8 x 7/8	10,750	1	C 30 N



## Type 11 Cup Wheels with Steel Backs for Angle Grinders



Order #	Size	Max. RPM	Pcs/Pkg	Formula
<b>A16Q</b>				
■ Aluminum oxide general purpose wheel for grinding steel and other ferrous metals. High stock removal. Good wheel life.				
<b>C16N</b>				
■ Silicon carbide general purpose wheel for grinding stone, concrete, ductile iron, masonry materials, non-ferrous metals (brass, bronze, etc.) and cast iron. High stock removal. Good wheel life.				
<b>ZA16</b>				
■ Zirconia alumina for aggressive stock removal and extra long wheel life grinding steel and stainless steel.				
616341119	4 x 3 x 2 x 5/8-11	9,000	10	A 16 Q
616342119	4 x 3 x 2 x 5/8-11	9,000	10	C 16 N
616343119	5 x 4 x 2 x 5/8-11	7,200	10	A 16 Q
616345119	6 x 4-3/4 x 2 x 5/8-11	6,000	10	A 16 Q
616347119	6 x 4-3/4 x 2 x 5/8-11	6,000	10	ZA 16 T


### Accessory




Cup wheel guard and flange for mounting  
 4" - 6" Type 11 cup wheels on 7" - 9" angle grinders  
 Guards: 655174000 - 4"5", 655178000 - 6".  
 Mounting flange: US90357006



### Wire Cup Brushes for Angle Grinders

	Steel Order#	Stainless Order#	Dia.	Trim Length	Thread	Wire	Max RPM	Use on	Pkg.	Pcs/ Pkg
	655207000		2-3/4"	1"	5/8"-11	.012 crimped	12,500	4"-6" grinders	Carded	1
	623796000	623801000	2-3/4"	3/4"	M14-2.0	.014 knotted	12,000	4"-6" grinders	Boxed	1
		623805000	2-3/4"	3/4"	5/8"-11	.014 knotted	12,000	4"-6" grinders	Boxed	1
	623804000		2-3/4"	3/4"	5/8"-11	.020 knotted	12,000	4"-6" grinders	Boxed	1
	655200000	655201000	2-3/4"	1"	5/8"-11	.020 knotted	14,000	4"-6" grinders	Carded	1
	655203000	655205000	3-1/2"	1-1/4"	5/8"-11	.014 knotted	9,000	4"-6" grinders	Boxed	1
	655202000	655204000	3-1/2"	7/8"	5/8"-11	.023 knotted	13,000	4"-6" grinders	Boxed	1


### Wire Cup Brushes for Angle Grinders

	Steel Order#	Dia.	Trim Length	Thread	Wire	Max RPM	Use on	Pkg.	Pcs/ Pkg
	655209000	4"	1-3/8"	5/8"-11	.014 crimped	8,500	7"-9" grinders	Boxed	1
	623765000	4"	1-1/8"	5/8"-11	.023 knotted	8,500	7"-9" grinders	Boxed	1
	655211000	6"	1-1/4"	5/8"-11	.014 crimped	6,600	7"-9" grinders	Boxed	1
	655210000	6"	1-3/8"	5/8"-11	.023 knotted	6,600	7"-9" grinders	Boxed	1


### Wire Wheel Brushes for Angle Grinders

	Steel Order#	Stainless Order#	Dia. x Face	Trim Length	Thread	Wire	Max RPM	Use on	Pkg.	Pcs/ Pkg
	655137000	655138000	4" x 3/16"	7/8"	5/8"-11	.020 knotted	20,000	4"-6" grinders	Carded	1
	655136000	655221000	4" x 3/8"	7/8"	5/8"-11	.020 knotted	20,000	4"-6" grinders	Carded	1
	655215000		4" x 1/2"	7/8"	5/8"-11	.014 crimped	12,500	4"-6" grinders	Carded	1
	655227000		4" x 1/2"	7/8"	5/8"-11	.014 knotted	20,000	4"-6" grinders	Carded	1
	655228005	655231005	4-1/2" x 3/16"	13/16"	5/8"-11	.020 knotted	12,500	4.5"-6" grinders	Boxed	5
	655229005	655232005	5" x 3/16"	7/8"	5/8"-11	.020 knotted	12,500	5"-6" grinders	Boxed	5
	655230005	655233005	5" x 1/2"	7/8"	5/8"-11	.023 knotted	12,500	5"-6" grinders	Boxed	5


### Wire Wheel Brushes for Angle Grinders

	Steel Order#	Stainless Order#	Dia. x Face	Trim Length	Thread	Wire	Max RPM	Use on	Pkg.	Pcs/ Pkg
	655234000	655235000	4" x 3/8"	3/4"	5/8"-11	.020 knotted	12,500	4"-6" grinders	Boxed	1

### Wire Wheel Brushes for Angle Grinders

	Steel Order#	Stainless Order#	Dia. x Face	Trim Length	Thread	Wire	Max RPM	Use on	Pkg.	Pcs/ Pkg
	655134000	655218000	6" x 5/16"	1-3/8"	5/8"-11	.023 knotted	9,000	7"-9" grinders	Carded	1
	655133000		6-7/8" x 3/16"	1-1/4"	5/8"-11	.020 knotted	9,000	7"-9" grinders	Carded	1


### Wire Wheel Brush Adaptor

	Order#	Dia. x Face
	656301000	M10 x 1.50 x 5/8"-11 adaptor  NOTE: Allows is of 5/8"-11 thread brushes on grinders with M10 thread spindles  SAFETY NOTE: Never use wheels or other accessories rated lower than the RPM of the grinder. Eye protection is required.

# SECTION: 8

## Consumables





# Consumables

## 8A Die Grinder Consumables

- Carbide Burs
- Wire Wheels
- Flap Wheels

## 8B Stainless Steel Consumables

- Angle Grinders
- Burnisher
- Pipe/Tube Sander
- Fillet Weld Grinder
- Band File
- Polisher

## 8C Rotary Hammer / Hammer Drill Consumables

- SDS-Plus Shank
- SDS-Max Shank
- Spline Shank
- Core Bits
- Chisels
- SDS-Max Extension System
- Hammer Drill Straight Shank / Carbide Bits

## 8D Drilling Consumables

- Bits
- Hole Saws
- Chucks

## 8E Jig/Reciprocating Saw Blades

## 8F Woodworking / Sanding Dics

## 8G Carrying Cases

8A

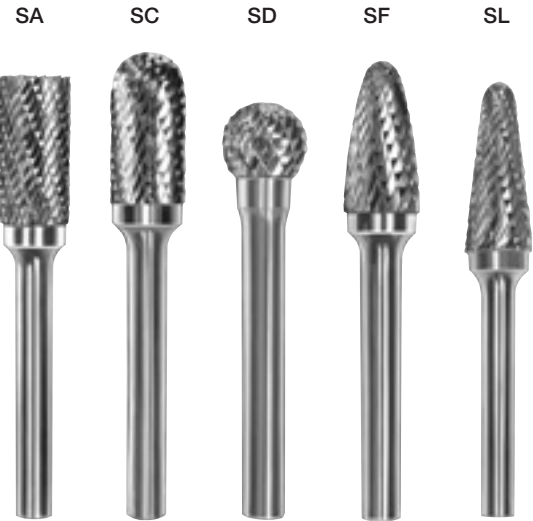
## Double Cut Carbide Burs For Drills, Hammer Drills and Die Grinders

■ Double cut solid carbide burs are designed to remove metal faster with more control, smaller chips and provides a smoother finish. Each of these double cut burs is individually packaged in a plastic tube.




Order#	Cutting Dia.	Cutter Length	Shank Dia.	Spec.	Application	Pcs/ Pkg
656750000	1/4"	5/8"	1/4"	SA-1	Steel / Stainless Steel	1
656751000	3/8"	3/4"	1/4"	SA-3	Steel / Stainless Steel	1
656752000	1/4"	5/8"	1/4"	SC-1	Steel / Stainless Steel	1
656753000	3/8"	3/4"	1/4"	SC-3	Steel / Stainless Steel	1
656754000	1/2"	1"	1/4"	SC-5	Steel / Stainless Steel	1
656755000	1/2"	7/16"	1/4"	SD-5	Steel / Stainless Steel	1
656756000	1/4"	3/4"	1/4"	SF-1	Steel / Stainless Steel	1
656757000	3/8"	3/4"	1/4"	SF-3	Steel / Stainless Steel	1
656758000	1/2"	1"	1/4"	SF-5	Steel / Stainless Steel	1
656759000	3/8"	1-1/16"	1/4"	SL-3	Steel / Stainless Steel	1


Note: Other sizes and shapes are available upon request.




## Wire End Brushes 1/4" Stem For Drills, Hammer Drills and Die Grinders

	Steel Order#	Stainless Order#	Dia.	Trim Length	Stem	Wire	Max RPM	Pkg.	Pcs/ Pkg
	655212000	655219000	1"	1-1/8"	1/4"	.020 crimped	22,000	Carded	1
	655213000		1"	3/4"	1/4"	.020 knotted	22,000	Carded	1

## Crimped Wheels 1/4" Stem For Drills and Hammer Drills

	Steel Order#	Stainless Order#	Dia.	Trim Length	Stem	Wire	Max RPM	Pkg.	Pcs/ Pkg
	655214000	655222000	3"	1"	1/4"	.014 crimped	20,000	Carded	1

## Flap Wheels 1/4" Shank Mounted Style for Die Grinders



- Standard - Aluminum oxide on resin fiber backing provides excellent stock removal on contoured steel shapes and in confined areas.

Order#	Size	Spec.	Application	Max. RPM	Pcs/Pkg
655368000	1 x 1	A 60	Steel / Stainless Steel	30,000	10
655369000	1 x 1	A 80	Steel / Stainless Steel	30,000	10
655370000	1 x 1	A 120	Steel / Stainless Steel	30,000	10
655371000	1-1/2 x 1	A 60	Steel / Stainless Steel	25,000	10
655372000	1-1/2 x 1	A 80	Steel / Stainless Steel	25,000	10
655373000	1-1/2 x 1	A 120	Steel / Stainless Steel	25,000	10
655374000	2 x 1	A 60	Steel / Stainless Steel	25,000	10
655375000	2 x 1	A 80	Steel / Stainless Steel	25,000	10
655376000	2 x 1	A 120	Steel / Stainless Steel	25,000	10
655377000	3 x 1	A 60	Steel / Stainless Steel	20,000	10
655378000	3 x 1	A 80	Steel / Stainless Steel	20,000	10
655379000	3 x 1	A 120	Steel / Stainless Steel	20,000	10

- Interleaved - Aluminum oxide flaps are interleaved with strips of non-woven abrasive material to provide a brushed satin finish.

Order#	Size	Spec.	Application	Max. RPM	Pcs/Pkg
655390000	3 x 1	A 80	Steel / Stainless Steel	18,000	5
655391000	3 x 1	A 120	Steel / Stainless Steel	18,000	5
655392000	3 x 1	A 180	Steel / Stainless Steel	18,000	5
655393000	3 x 2	A 80	Steel / Stainless Steel	6,000	5
655394000	3 x 2	A 120	Steel / Stainless Steel	6,000	5
655395000	3 x 2	A 180	Steel / Stainless Steel	6,000	5

- Non-Woven - Aluminum oxide is bonded to a non-woven fabric to provide an excellent wheel for general deburring and contour surface finishing.

Order#	Size	Spec.	Application	Max. RPM	Pcs/Pkg
655380000	2-3/8 x 1	Fine	Stainless Steel	10,000	5
655381000	2-3/8 x 1	Medium	Stainless Steel	10,000	5
655382000	2-3/8 x 2	Fine	Stainless Steel	8,000	5
655383000	2-3/8 x 2	Medium	Stainless Steel	8,000	5
655384000	3 x 1	Fine	Stainless Steel	8,000	5
655385000	3 x 1	Medium	Stainless Steel	8,000	5
655386000	3 x 2	Fine	Stainless Steel	6,000	5
655387000	3 x 2	Medium	Stainless Steel	6,000	5






# STAINLESS STEEL FINISHING

**Metabo Pyramid: The perfect abrasive!**  
**Finest finish. Fastest finish.**

8B



**Unique structured abrasive delivers consistent finishes with higher cut rates while remaining cool under pressure. Suited for finishing mild steels, stainless steels, nickel alloys, titanium, aluminum and non-ferrous metals.**

**Higher cut rates even with the finer grit sizes allows for reduction in steps to reach the final finish. Result, lower overall cost.**



Preparation for Polishing; Metabo INOX 5" grinders, 5" 'cling fit' Pyramid sanding discs in grit range from A160 (120 grit) to A30 (600 grit) with 5" backing pad 623298000.



The Pipe and Tube sanders for a uniform even finish on hand rails using Pyramid sanding belts from A160 (120 grit) to A6 (2000 grit).



Preparation for mirror polishing: Metabo Burnishers with expansion roller, and Pyramid sanding belts from A160 (120 grit) to A6 (2000 grit).



## Angle Grinder Consumables

### Special non-woven - VKS (with bore)



- Made from pressed fleece material on glass fiber supporting plate
- Reduces the number of working stages required. For cleaning and polishing surfaces, for smoothing weld seams
- For steel, stainless, alloy and high-alloy steels, colored and light metals, chrome and nickel steels, titanium, steels

Diameter inches	Grit	Pcs/Pkg	Order #
5" x 7/8"	Very fine	1	626368000
5" x 7/8"	Very fine	5	626417000

### Combi Flap disc (KLS)



- Made from high-quality pink aluminum oxide fabric in combination with high-quality nonwoven nylon abrasive
- For removal of rough material to fine polish in a single process. Very even grinding results with good material removal
- For processing weld seams on flat or rounded surfaces. For removing minor scratches and damage to the work piece
- Suitable for grinding, cleaning and finishing work on stainless steel, steel, color and light metals, titanium alloys

Diameter inches	Grit	Pcs/Pkg	Order #
5" x 7/8"	Coarse	1	626369000
5" x 7/8"	Coarse	5	626415000
5" x 7/8"	Medium	1	626370000
5" x 7/8"	Medium	5	626416000

### "Pyramid" cling-fit sanding discs



- 3-dimensional structure of the grinding media (pyramid-shaped)
- High volume output with very even and fine sanding results at the same time. Long service life. Faster progress when compared to traditional sanding media, due to the reduced number of working stages
- For removing scratches, mill skin on stainless steel. Preparation for polishing
- Suitable for use on all metals; especially for stainless steels, titanium, cobalt, nickel, chrome alloys

Diameter inches	Grit	Pcs/Pkg	Order #
5"	P 120 (A 160)	5	626371000
5"	P 280 (A 65)	5	626372000
5"	P 400 (A 45)	5	626373000
5"	P 600 (A 30)	5	626374000

### Special non-woven disc - VKS cling-fit



- Made of compacted fleece material hook and loop backing
- Reduces the number of working stages required. For cleaning and polishing surfaces, for smoothing weld seams
- For steel, stainless, alloy and high-alloy steels, color and light metals, chrome and nickel steels, titanium, steels

Diameter inches	Grit	Pcs/Pkg	Order #
5"	Very fine	1	626375000

### Cling-fit abrasive non-woven nylon



- Non-woven nylon abrasive disc
- Suitable for use throughout the metal industry
- For grinding, cleaning and finishing jobs
- For the removal of scratches, tarnish and oxide layers
- For preparing and polishing weld seams

Diameter inches	Grit	Pcs/Pkg	Order #
5"	Medium / P 100	1	631238000
5"	Fine / P 280	1	631239000

### Cling-fit backing pad



• 5" x 5/8-11

Order #  
623298000

### Micro fiber cloth



- 3 micro-fiber cloths
- For cleaning and evenly distributing protective spray and polishes
- For removing paste residue using talcum powder
- Suitable for all metals and hard plastics

Order #  
626398000

## Burnisher Consumables

8B

### Expansion roller



- For using sanding belts and abrasive sleeves. The belts / abrasive sleeves are pushed over the roller and clamped securely by centrifugal force. Agressive metal removal.

Diameter inches	Order #
4" x 4"	623470000


### Pneumatic sanding drum



- For using sanding belts and abrasives sleeves. The sanding belts / abrasive sleeves are pushed over the drum and clamped securely by pneumatic force. Fine metal finishing.

Diameter inches	Order #
4" x 4"	623542000


### Sanding belts



- Material: zirconia alumina
- Suitable for all metals and stainless steel
- For removing scratches and smoothing weld seams

Diameter inches	Grit	Pcs/Pkg	Order #
4" x 4"	P 40	10	623512000
4" x 4"	P 60	10	623473000
4" x 4"	P 80	10	623474000
4" x 4"	P 120	10	623475000
4" x 4"	P 220	10	623476000


### Nylon non-woven abrasive sleeves



- For removing scratches and oxide layers, tarnishing, graining, deburring and fine grinding

Diameter inches	Version	Pcs/Pkg	Order #
4" x 4"	Coarse	2	623519000
4" x 4"	Medium	2	623495000
4" x 4"	Fine	2	623496000

### "Pyramid" sanding belts



- For all metal uses, suited for processing steel/stainless steel and aluminum
- 3-dimensional structure of the grinding media (pyramid-shaped). High removal of material with an even and fine grinding finish
- Quick progress; considerably reduces working stages compared to traditional grinding methods

Diameter inches	Grit	Pcs/Pkg	Order #
4" x 4"	P 120 (A 160)	5	626405000
4" x 4"	P 280 (A 65)	5	626406000
4" x 4"	P 400 (A 45)	5	626407000
4" x 4"	P 600 (A 30)	5	626408000
4" x 4"	P 1200 (A 16)	5	626409000
4" x 4"	P 2000 (A 6)	5	626410000

### Flap wheels



- For removing rust, oxide layers, scratches
- For texturing and graining metal

Diameter inches	Grit	Pcs/Pkg	Order #
4" x 4"	P 40	1	623477000
4" x 4"	P 60	1	623513000
4" x 4"	P 80	1	623479000
4" x 4"	P 120	1	623480000
4" x 4"	P 180	1	623481000
4" x 4"	P 240	1	623482000

### Interleaved wheels



- Pink aluminum oxide sanding flaps combined with grain-coated non-woven nylon
- For tarnishing, graining and removing scratches on metal

Diameter inches	Grit	Pcs/Pkg	Order #
4" x 4"	P 60	1	623483000
4" x 4"	P 80	1	623484000
4" x 4"	P 180	1	623485000
4" x 2"	P 60	1	623526000
4" x 2"	P 80	1	623527000
4" x 2"	P 180	1	623528000

## Burnisher Consumables

### Non-woven nylon abrasive wheels



- Elastic grain-coated nylon web for shadow-free tarnishing, graining and polishing of stainless steel and non-ferrous metals

Diameter inches	Grit	Pcs/Pkg	Order #
4" x 4"	P 60	1	623486000
4" x 4"	P 80	1	623487000
4" x 4"	P 180	1	623488000
4" x 4"	P 280	1	623514000
4" x 4"	P 400	1	623468000
4" x 4"	P 600	1	623469000
4" x 4"	P 900	1	623494000
4" x 2"	P 60	1	623515000
4" x 2"	P 80	1	623516000
4" x 2"	P 180	1	623517000
4" x 2"	P 280	1	623518000

### Hard stripping wheel



- For cleaning and descaling weld seams
- Removing rust, oxide layers and paint
- Strong longitudinal grinding of stainless steel

Dimensions inches	Grit	Pcs/Pkg	Order #
4" x 4"	P 46	1	623525000

### Rubberized abrasive wheels



- Rubberized silicone carbide abrasive grain coating
- For removing small scratches. For bright shining, decorative longitudinal grinding of stainless steel and non-ferrous metals

Diameter inches	Grit	Pcs/Pkg	Order #
4" x 4"	P 60	1	623510000
4" x 4"	P 180	1	623499000

### Cotton web polishing rings



- For pre-polishing non-ferrous steel in conjunction with the brown polishing paste 623522000
- Size: 4" x 3/8"
- Type: hard
- Pcs/Pkg: 8

Order #  
623508000



- For high-gloss polishing of all metals in conjunction with the blue polishing paste 623524000
- Size: 4" x 3/8"
- Type: soft
- Pcs/Pkg: 8

Order #  
623509000

### Sisal polishing rings



- For pre-polishing steel and stainless steel in conjunction with the white polishing paste 623520000
- Size: 4" x 1/2"
- Type: impregnated
- Pcs/Pkg : 5

Order #  
623507000

### Polishing paste, white



- For pre-polishing and polishing steel and stainless steel in conjunction with sisal polishing rings, for example, 623507000

Order #  
623520000

### Polishing paste, brown



- For pre-polishing and polishing non-ferrous metals in conjunction with cotton web polishing rings, for example, 623508000

Order #  
623522000

### Polishing paste, blue



- For high-gloss polishing of all metals in conjunction with cotton web polishing rings, for example, 623509000

Order #  
623524000

### Steel-wire wheel brushes



- Ideal for removing rust, deburring and cleaning metal

Diameter inches	Width inches	Wire thickness	Order #
4"	2-3/4"	.010 mm	623501000

### Stainless steel-wire wheel brushes



- With stainless wire. For cleaning weld seams, deburring, removing rust, roughening

Diameter inches	Width inches	Wire thickness	Order #
4"	2-3/4"	.008 mm	623503000

### Plastic wheel brushes



- Elastic, grain-coated wheel brush for roughening and deburring metal

Diameter inches	Width inches	Order #
4"	2-3/4"	623505000



## Burnisher Consumables

8B

### 3 spacer rings



- For width compensation when using grinding rollers, brushes, polishing rings

**Order #**  
623511000

### Sanding belt driver



- With smooth surface for non-slip work with grinding belts, nylon web and felt band
- Size: 3-3/8" x 2-3/4"

623529000

### Guard/Spindle Accessory



- 2" Guard/Spindle accessory

**Order #**  
626413000

### Sanding belts



- Pink aluminum oxide
- For sanding/grinding, descaling, derusting and smoothing of pipe and tube
- Use in combination with the sanding belt roll 623529000
- Can be resealed with adhesive tape 623530000

Length inches	Width inches	Grit	Pcs/Pkg	Order #
23-5/8"	1-3/16"	P 40	10	623532000
23-5/8"	1-3/16"	P 60	10	623533000
23-5/8"	1-3/16"	P 120	10	623534000
23-5/8"	1-3/16"	P 240	10	623535000

### Adhesive tape



- For re-closing the sanding belts

**Order #**  
623530000

### Non-woven nylon web bands



- For fine grinding or polishing, also on "closed" pipe constructions
- Recloseable by "buttonhole closure"
- Use in combination with the sanding belt roll 623529000

Length inches	Width inches	Grit	Pcs/Pkg	Order #
26"	1-3/16"	coarse (brown)	3	623536000
26"	1-3/16"	medium (maroon)	3	623537000
26"	1-3/16"	fine (blue)	3	623538000
26"	1-3/16"	super fine (grey)	3	623539000

### Felt band



- For polishing work, also on "closed" pipe constructions
- Can be used on both sides
- Recloseable by "buttonhole closure"
- Use in combination with the sanding belt roll 623529000

**Order #**  
623541000

### Stainless steel adhesive tape



- 1-9/16" W x 8' 4" L, self-adhesive

626376000

## Pipe / Tube Belt Sander Consumables

### Aluminum oxide sanding belts



- Suitable for use throughout the metal industry
- Grinding material with sturdy cotton base
- Good cutting output with good tool life
- Even grinding results

RBE12-180 (Belt Size: 1-1/2" x 30)			RB18 LTX 60 (Belt Size: 1-3/16" x 21")
Grit	Order #	Pcs/Pkg	Order #
P 120	626300000	10	626279000
P 180	626301000	10	626280000
P 240	626302000	10	626281000
P 320	626303000	10	626282000
P 400	626304000	10	626283000

### Zirconia alumina sanding belts



- For all metal uses, particularly suited to the processing of stainless steel
- Grinding material with cotton backing
- Fast cutting with good life
- For rough finishing and deburring of steel and stainless steel

RBE12-180 (Belt Size: 1-1/2" x 30)			RB18 LTX 60 (Belt Size: 1-3/16" x 21")
Grit	Order #	Pcs/Pkg	Order #
P 60	626305000	10	626284000
P 80	626306000	10	626285000
P 120	626307000	10	626286000

### Ceramic grain sanding belts



- For all metal uses, particularly suited to the processing of stainless steel
- Fast cutting with extremely long life thanks to the self-sharpening ceramic grain
- For rough finishing and deburring of steel and stainless steel

RBE12-180 (Belt Size: 1-1/2" x 30)			RB18 LTX 60 (Belt Size: 1-3/16" x 21")
Grit	Order #	Pcs/Pkg	Order #
P 60	626308000	10	626287000
P 80	626309000	10	626288000
P 120	626310000	10	626289000

### "Pyramid" sanding belts



- For all metal uses, particularly suited to the processing of stainless steel
- 3-dimensional structure of the grinding media (pyramid-shaped). High removal of material with a very even and fine grinding result for the entire lifetime of the product
- Fastest finish; considerably reduces working time compared to traditional grinding methods

RBE12-180 (Belt Size: 1-1/2" x 30)			RB18 LTX 60 (Belt Size: 1-3/16" x 21")
Grit	Order #	Pcs/Pkg	Order #
P 120 (A 160)	626311000	5	626290000
P 280 (A 65)	626312000	5	626291000
P 400 (A 45)	626313000	5	626292000
P 600 (A 30)	626314000	5	626293000
P 1200 (A 16)	626315000	5	626294000
P 2000 (A6)	626316000	5	626295000

### Non-woven nylon web belts



- For grinding, cleaning and finishing work
- For removing scratches, color runs and oxide layers
- For preparing, pre-grinding and polishing weld seams

RBE12-180 (Belt Size: 1-1/2" x 30)			RB18 LTX 60 (Belt Size: 1-3/16" x 21")
Grit	Order #	Pcs/Pkg	Order #
Coarse	626319000	3	626296000
Medium	626320000	3	626297000
Very fine	626322000	3	626298000

### Felt belt



- For polishing stainless steel and non-ferrous metals, always in conjunction with a polishing paste

RBE12-180 (Belt Size: 1-1/2" x 30)			RB18 LTX 60 (Belt Size: 1-3/16" x 21")
Grit	Order #	Pcs/Pkg	Order #
Soft	626323000	1	626299000

### Polishing paste, white



- For pre-polishing and polishing steel and stainless steel in conjunction with sisal polishing rings, for example, 623507000

Order #  
623520000

### Polishing paste, brown



- For pre-polishing and polishing non-ferrous metals in conjunction with cotton web polishing rings, for example, 623508000

623522000

### Polishing paste, blue



- For high-gloss polishing of all metals in conjunction with cotton web polishing rings, for example, 623509000

623524000

### Micro fiber cloth



- 3 micro-fiber cloths
- For cleaning and evenly distributing protective media and polishes, for removing pastes and cream residue
- Suitable for all metals and hard plastics

Order #  
626398000

## Fillet Weld Grinder Consumables

### Compressed non-woven nylon discs - VKS

8B



- Made of compressed nylon on a fiberglass disc
- For cleaning and polishing surfaces, for smoothing weld seams; reduces the number of working stages required
- For alloy and high-alloy steels, colored and light metals, chrome and nickle steels, titanium, stainless steels

Dimensions inches	Grit	Pcs/Pkg	Order #
6" x 1/8" x 1"	Medium	1	626400000
6" x 1/4" x 1"	Very fine	1	626401000
6" x 1/4" x 1"	Medium	1	626402000

### Felt disc



- For polishing stainless steel and non-ferrous metals, always in conjunction with a polishing paste

Dimensions inches	Grit	Pcs/Pkg	Order #
6" x 3/16" x 1"	Soft	1	626395000

### Profiling file



- For profiling of the fleece compact disc - VKS
- Incl. 2 sanding paper strips P24

**Order #**  
626396000

### Sandpaper strips for the profiling file



- Cling-fit

Dimensions inches	Grit	Pcs/Pkg	Order #
1-3/16" x 7-1/2"	P 24	25	626397000

### Micro-fiber cloth



- 3 micro-fiber cloths
- For cleaning and evenly distributing protective media and polishes, for removing pastes and cream residue
- Suitable for all metals and hard plastics

**Order #**  
626398000



## Band File Consumables

### Aluminum oxide sanding belts



- Suitable for use on metals or wood
- Good removal rate with good belt life
- Consistent results

Grit	Pcs/Pkg	Order no. 1/4 x 18	Order no. 1/2 x 18	Order no. 3/4 x 18
P 40	10	626326000	626332000	626338000
P 60	10	626327000	626333000	626339000
P 80	10	626328000	626334000	626340000
P 120	10	626329000	626335000	626341000
P 240	10		626337000	

### Zirconia alumina sanding belts



- For all metal uses, particularly suited to the processing of steel/stainless steel
- Excellent removal rate and long belt life
- For rough finishing and deburring

Grit	Pcs/Pkg	Order no. 1/4 x 18	Order no. 1/2 x 18	Order no. 3/4 x 18
P 40	10	626344000	626348000	626352000
P 60	10	626345000	626349000	626353000
P 80	10	626346000	626350000	626354000
P 120	10	626347000	626351000	626355000

### Ceramic grain sanding belts



- For all metal uses, particularly suited to the processing of steel/stainless steel
- Extremely high removal rate with excellent belt life due to self sharpening ceramic grains
- For rough and medium finishing and deburring

Grit	Pcs/Pkg	Order no. 1/4 x 18	Order no. 1/2 x 18	Order no. 3/4 x 18
P 40	10	626356000	626360000	626364000
P 60	10	626357000	626361000	626365000
P 80	10	626358000	626362000	626366000
P 120	10	626359000	626363000	626367000

### Non-woven nylon web bands



- For grinding, cleaning and finishing work
- For removing scratches, color runs and oxide layers
- For preparing, pre-grinding and polishing weld seams

Grit	Pcs/Pkg	Order no. 1/4 x 18	Order no. 1/2 x 18	Order no. 3/4 x 18
Coarse	5	626383000	626387000	626391000
Medium	5	626384000	626388000	626392000
Very fine	5	626386000	626390000	626394000

### Sanding belt arms



- Suitable for sanding belts 1/4 x 18 in. and 1/2 x 18 in.
- For sanding narrow areas, weld seams, deburring edges
- Work on flat or curved surfaces

Order #  
626379000




- Suitable for sanding belts 1/4 x 18 in.
- For sanding narrow areas, edges, deburring pipe and tube
- Work on flat surfaces

626380000



- Suitable for sanding belts 1/2 x 18 in.
- For sanding edges, deburring pipes, sanding welds
- Work on flat surfaces

626381000



- Suitable for sanding belts 3/4 x 18 in.
- For grinding edges and surfaces
- Work on flat surfaces

626382000

### Micro-fiber cloth



- 3 micro-fiber cloths
- For cleaning and evenly distributing protective media and polishes
- For removing pastes and cream residue
- Suitable for all metals and hard plastics

Order #  
626398000

8B

8B

## Polisher Consumables






### Hook and loop backing pads









- Velcro-faced, for attaching polishing and sanding consumables

Diameter inches	Pcs/Pkg	Order no.
5" Soft backing pad	1	655141000
5" Medium backing pad	1	655129000
5" Hard backing pad	1	623298000
7" Hard backing pad	1	655143000

### 5" Hook and loop backed consumables

	Diameter inches	Description	Pcs/Pkg	Order no.
	5"	Cling-fit intermediate disc for uneven surfaces	1	631216000
	5"	Polishing sponge	1	631222000
	5"	Lambs wool buff	1	631223000
	5"	Non-woven abrasives disc - Medium - A100	1	631238000
	5"	Non-woven abrasives disc - Fine - A280	1	631239000

### Hook and loop polishing felt and paste



	Diameter inches	Description	Pcs/Pkg	Order no.
	5"	Hard felt polishing disc	1	631242000
	7"	Hard felt polishing disc	1	624919000
	n/a	Polishing paste stick - white	1	623520000
	5"	Soft "final" felt polishing disc	1	624964000
	7"	Soft "final" felt polishing disc	1	624966000
	n/a	"Final" polishing paste stick - blue	1	623524000

# Which Cutter is Best for you?

## 4-Cutter Design

**Flute Design:**

Enhances the vibration characteristics of the drill bit. The impact energy of the rotary hammer is transferred efficiently into drilling performance and thus provides less strenuous drilling. The flute geometry provides best dust removal, especially when working vertically. The friction in the hole is minimized when the dust is ejected quickly.



**Centering Point:**

For improved centering on hard or smooth surfaces. The aggressive carbide tip geometry optimizes the cutting characteristic when drilling through reinforcement bars. The centering point keeps the hole straight so there is less friction and wear on the sides of the flutes.

**Shortened Entrance Groove:**

The head with short dust entrance grooves ensures that the drill bit dust is removed quickly from the hole.

## 2-Cutter Design

**Aggressive Cutting Edge** for

- extremely fast penetration
- drilling through very hard stone
- cutting through rebar
- quickly and smoothly penetrating tile and other hard surfaces

**High Alloy Steel** for

- long tool life
- improved impact transfer to cutting tip
- less wear on flute edges and hammer contact end



**Distinctive Centering Point** for

- precise spot drilling
- effective guidance of drill bit to minimize flute wear
- precise start on very hard surfaces

**Ground Flute** for

- fast penetration
- best drill dust removal

## Ultra-X Design

**Flute design** for

- minimizing vibration and maximizing bit life

**High volume:**

- fast spiral quickly removes dust



**4-Cutter**

- Unique solid carbide head
- Optimal performance in reinforced concrete



8C

Dia. (inches)	Drilling Depth (inches)	Total Length (inches)	2-Cutter	Bulk Packs	Qty. (per pack)	4-Cutter	Ultra-X
5/32	2	4	674505000 (Pro 4)	676276000	25		
5/32	4	6	674605000 (Pro 4)	674652000	25		
5/32	2-3/8	5	688067000 (Tapcon)				
5/32	3-1/8	6	688068000 (Tapcon)				
5/32	4-1/8	7	688069000 (Tapcon)				
3/16	2	4	674506000 (Pro 4)	676277000	25		674840000
3/16	4	6	674606000 (Pro 4)	674656000	25		674841000
3/16	6	8	676127000 (Pro 4)				674842000
3/16	8	10	676147000 (Pro 4)				674843000
3/16	10	12	674706000 (Pro 4)				674844000
3/16	12	14	676148000 (Pro 4)				
3/16	2-3/8	5	688070000 (Tapcon)				
3/16	3-1/8	6	688071000 (Tapcon)				
3/16	4-1/8	7	688072000 (Tapcon)				
3/16	14	16	676507000 (Pro 4)				
7/32	4-1/4	6-1/4	676132000 (Pro 4)				
7/32	6-1/4	8-1/4	676129000 (Pro 4)				
7/32	9	11	676130000 (Pro 4)				
7/32	12	14	676149000 (Pro 4)				
7/32	14	16	676131000 (Pro 4)				
1/4	2	4	674508000 (Pro 4)	674558000	25		674845000
1/4	4	6	674708000 (Pro 4)	674758000	25		674846000
1/4	6	8	674808000 (Pro 4)	676281000	25		674847000
1/4	8	10					674848000
1/4	9	11	674908000 (Pro 4)	674908100	25		
1/4	10	12					674849000
1/4	12	14	676150000 (Pro 4)				
1/4	14	16	676151000 (Pro 4)				
1/4	18	20	674909000 (Pro 4)				
9/32	6	8	676152000 (Pro 4)				
5/16	4	6	674510000 (Pro 4)	676282000	25		674850000
5/16	6	8	674710000 (Pro 4)				
5/16	10	12	674810000 (Pro 4)				674851000
5/16	16	18					674852000
3/8	4	6	674512000 (Pro 4)	674562000	20		674853000
3/8	6-1/4	8-1/4	676125000 (Pro 4)	676283000	25		
3/8	8	10	674712000 (Pro 4)				
3/8	10-1/4	12-1/4	676123000 (Pro 4)				674854000
3/8	16	18	674713000 (Pro 4)				674855000
3/8	22	24	674714000 (Pro 4)				
7/16	4	6	674514000 (Pro 4)				674856000
7/16	8-1/4	10-1/4	676153000 (Pro 4)				
7/16	10-1/4	12-1/4	676133000 (Pro 4)				674857000
7/16	16	18	676154000 (Pro 4)				674858000
1/2	4	6	674516000 (Pro 4)	674566000	25		674859000
1/2	8	10	674716000 (Pro 4)				
1/2	10-1/4	12-1/4	688062000 (Pro 4)				674860000
1/2	16	18	674816000 (Pro 4)				674861000
1/2	22	24	674818000 (Pro 4)				
9/16	4-1/4	6-1/4	674819000 (Pro 4)				674862000
9/16	8-1/4	10-1/4	676155000 (Pro 4)				
9/16	10-1/4	12-1/4	676156000 (Pro 4)				674863000
9/16	16	18	676157000 (Pro 4)				674864000
5/8	4-1/4	6-1/4	676158000 (Pro 4)				
5/8	6	8	674520000 (Pro 4)	676286000	10	688074000	
5/8	8	10				676173000	
5/8	10	12	674620000 (Pro 4)			676174000	
5/8	16	18	674720000 (Pro 4)			676177000	
5/8	22	24	676159000 (Pro 4)				
11/16	6	8	676166000 (Pro 4)				
11/16	10	12	676167000 (Pro 4)				
3/4	6	8	674524000 (Pro 4)	676288000	15		
3/4	8	10	676126000 (Pro 4)			676181000	
3/4	10	12	674624000 (Pro 4)			676183000	
3/4	16	18	674724000 (Pro 4)			676185000	
3/4	22	24	676168000 (Pro 4)				
7/8	6	8	676169000 (Pro 4)			676191000	
7/8	8	10	674528000 (Pro 4)			676192000	
7/8	10-1/4	12-1/4	676170000 (Pro 4)			676193000	
7/8	16	18	674728000 (Pro 4)			676196000	
1	6	8	676171000 (Pro 4)				
1	8	10	674600000 (Pro 4)			676199000	
1	10	12	676172000 (Pro 4)			676201000	
1	16	18	674800000 (Pro 4)			676205000	
1-1/8	8	10				674804000	
1-1/8	16	18				688065000	
1-1/4	16	18				688066000	
Assortment bit kit			688073000 (Tapcon)				

**SDS-Plus Shank**

Fits Metabo KHE-D24, KHE-D28, KHE2444, UHE2850, KHE3250, KHA18 and KHA36 and all SDS-Plus Rotary Hammers

**>Pro 4< 2 Cutter Design**

Bit diameters 5/32" - 5/8"

**ADVANTAGES**



- Unique tip design provides easy centering and fast drilling
- Chisel-shaped bit head penetrates material rapidly
- Multi-fluted spiral shaft quickly removes concrete dust from the hole for faster drilling and longer bit life
- Reinforced flute geometry reduces vibration and transfers more impact power to the tip, further enhancing drilling speed and life expectancy

**Standard 2-Cutter Design**

Bit diameters 11/16" - 1"

**ADVANTAGES**



- Chisel-shaped bit head penetrates material rapidly
- Dust and debris removed quickly by the asymmetrical double fluted shaft
- Reinforced linear core improves stability and maximizes power transmission from the rotary hammer to the bit's tip
- Narrow lands reduce friction and vibration, relieving strain on user and rotary hammer

**4-Cutter Design**

Bit diameters 5/8" - 1 1/4"

**ADVANTAGES**



- Drills precise round holes for ease of anchor installation and stronger anchor holding
- Lowest vibration for greater user comfort and reduced strain on the rotary hammer
- Maximum drilling speed from additional carbide in tip
- Double spiral flute for fast dust extraction maximizes bit life and drilling speed

**Ultra-X**

Bit diameters 3/16" - 9/16"

**ADVANTAGES**



- One piece 4-cutter solid carbide head for optimal performance in reinforced concrete
- 4 x 90° solid head; low vibration, precise holes
- Chisel-shaped bit head penetrates material rapidly
- Fast spiral flutes for rapid removal of dust
- Optimized flute core strength

**SDS-Max Shank - Fits Metabo KHE5-40, KHE56, KHE76, KHE96 and all SDS-Max Rotary Hammers**

**2-Cutter Design 1/2"-9/16"**


**4-Cutter Design 5/8"-2"**



**ADVANTAGES**

- Unique head design reduces friction in the hole resulting in faster drilling speed and maximum bit life
- Large volume double spiral flutes provide rapid dust removal further enhancing bit life and drilling speed
- Drills precise round holes for ease of anchor installation and stronger anchor holding
- Patented flute design minimizes vibration and noise thus protecting both tool and operator



	Order No.	Diameter (inches)	Drilling Depth (inches)	Total Length (inches)	
<b>SDS-MAX</b>	<b>2 Cutter</b>	676516000	<b>1/2</b>	8	13
		676616000	1/2	12	17
		676716000	1/2	16	21
		676258000	<b>9/16</b>	8	13
		676134000	9/16	16	21
		676620000	<b>5/8</b>	12	17
	676259000	5/8	31	36	
	676520000	5/8	8	13	
	676720000	5/8	16	21	
	676260000	<b>11/16</b>	16	21	
	676524000	<b>3/4</b>	8	13	
	676624000	3/4	12	17	
	676724000	3/4	16	21	
	676261000	3/4	31	36	
	676262000	<b>13/16</b>	16	21	
	676263000	<b>27/32</b>	8	13	
	676264000	27/32	16	21	
	676528000	<b>7/8</b>	8	13	
	676628000	7/8	12	17	
	676728000	7/8	16	21	
	676265000	7/8	31	36	
	676700000	<b>1</b>	8	13	
	676800000	1	12	17	
	676900000	1	16	21	
	676266000	1	31	36	
	676267000	<b>1-1/16</b>	18	23	
	676804000	<b>1-1/8</b>	12	17	
676904000	1-1/8	16	21		
676268000	1-1/8	31	36		
676269000	<b>1-3/16</b>	18	23		
676270000	<b>1-1/4</b>	10	15		
676908000	1-1/4	18	23		
676271000	1-1/4	31	36		
676709000	<b>1-3/8</b>	12	17		
676912000	1-3/8	18	23		
676272000	1-3/8	31	36		
676273000	<b>1-7/16</b>	18	23		
676274000	<b>1-1/2</b>	12	17		
676916000	1-1/2	18	23		
676275000	<b>1-9/16</b>	18	23		
676924000	<b>1-3/4</b>	18	23		
676135000	<b>2</b>	18	23		



8C

**Spline Shank - Fits Metabo KHE54 and all Spline Drive Rotary Hammers**


**2-Cutter Design 3/8"-2"**


**4-Cutter Design 5/8"-1 1/2"**



**ADVANTAGES**

- Unique head design reduces friction in the hole resulting in faster drilling speed and maximum bit life
- Large volume double spiral flutes provide rapid dust removal further enhancing bit life and drilling speed
- Drills precise round holes for ease of anchor installation and stronger anchor holding
- Patented flute design minimizes vibration and noise thus protecting both tool and operator

					
		Order No.	Diameter	Drilling Depth	Overall Length
<b>SPLINE SHANK</b>	<b>2-Cutter</b>	676122000	<b>3/8</b>	5	10
		676222000	3/8	8	13
		676223000	3/8	11	16
		676224000	<b>7/16</b>	8	13
		676016000	<b>1/2</b>	5	10
		676116000	1/2	11	16
		676118000	1/2	17	22
		676225000	1/2	24	29
		676226000	1/2	31	36
		676227000	<b>9/16</b>	5	10
		676228000	9/16	8	13
		676229000	9/16	11	16
		676230000	9/16	18	23
		676231000	9/16	24	29
		676232000	<b>5/8</b>	8	13
		676121000	5/8	16	22
		676234000	5/8	24	29
		676233000	5/8	31	36
		676235000	<b>11/16</b>	11	16
		676236000	<b>3/4</b>	5	10
		676237000	3/4	8	13
		676251000	3/4	11	16
		676252000	3/4	17	22
		676239000	3/4	24	29
		676238000	3/4	31	36
		676240000	<b>7/8</b>	8	13
		676241000	7/8	31	36
		676242000	<b>1</b>	8	13
		676031000	1	11	16
		676033000	1	17	22
		676244000	1	24	29
		676243000	1	31	36
		676037000	<b>1-1/8</b>	11	16
		676039000	1-1/8	17	22
		676041000	<b>1-1/4</b>	11	16
		676043000	1-1/4	17	22
		676047000	<b>1-3/8</b>	17	22
		676245000	<b>1-1/2</b>	11	16
		676246000	<b>1-3/4</b>	17	22
		676136000	<b>2</b>	17	22

					
		Order No.	Diameter	Drilling Depth	Overall Length
<b>SPLINE SHANK</b>	<b>4-Cutter</b>	676020000	<b>5/8</b>	5	10
		676120000	5/8	11	16
		676119000	5/8	17	22
		676247000	5/8	24	29
		676248000	5/8	31	36
		676249000	<b>3/4</b>	5	10
		676124000	3/4	11	16
		676324000	3/4	17	22
		676250000	3/4	31	36
		676128000	<b>7/8</b>	11	16
		676328000	7/8	17	22
		676200000	<b>1</b>	11	16
		676400000	1	17	22
		676254000	1	24	29
		676253000	1	31	36
		676404000	<b>1-1/8</b>	17	22
		676408000	<b>1-1/4</b>	17	22
		676255000	1-1/4	24	29
		676257000	1-1/4	31	36
		676412000	<b>1-3/8</b>	17	22
		676416000	<b>1-1/2</b>	17	22



**Core Bits**



- Patented design with body clearance drills faster
- Tooth geometry provides better centering, improved resistance to rebar and longer bit life

**Note: Core bit attaches to bit holder or bit holder extension with either the 675701000 centering bit or 675703000 threaded bolt.**

Diameter	Length	Order No.
1 1/2"	4"	675716000
2"	4"	675720000
2 5/8"	4"	675726000
3 1/8"	4"	675730000
3 1/2"	4"	675736000
4"	4"	675740000
5"	4"	675750000

Individually packaged in plastic twist-off tubes.

**Threaded Bolt and Centering Bit**



	Description	Order No.
A	6" x 1/2" CENTERING BIT	675701000
B	THREADED BOLT	675703000

- For core bits.



	Description	Overall Length	Order No.
A	SDS-MAX*	7"	675915000
B	SPLINE	7"	675910000

Individually packaged in plastic twist-off tubes.  
\*Registered trade mark of Robert Bosch Inc.

**Bit Holder Extension**



- Bit holder extension for deep hole drilling, multiple extensions possible

Description	Order No.
EXTENSION 1" X 11"	675702000

Individually packaged in plastic tubes.

**One piece construction Core Bits - SIMPLIFIED USE**

Diameter	Overall Length	Drilling Depth	SDS-Max Shank	Spline Shank
1-1/2	12	6-1/4	675800000	675820000
1-1/2	22	16-3/4	675801000	675821000
1-3/4	12	6-1/4	675802000	675822000
1-3/4	22	16-3/4	675803000	675823000
2	12	6-1/4	675804000	675824000
2	22	16-3/4	675805000	675825000
2-5/8	12	6-1/4	675806000	675826000
2-5/8	22	16-3/4	675807000	675827000
3-1/8	12	6-1/4	675808000	675828000
3-1/8	22	16-3/4	675809000	675829000
3-1/2	12	6-1/4	675810000	675830000
3-1/2	22	16-3/4	675811000	675831000
4	12	6-1/4	675812000	675832000
4	22	16-3/4	675813000	675833000
5	12	6-1/4	675814000	675834000
5	22	16-3/4	675815000	675835000
6	22	16-3/4	675816000	675836000



Replacement Pilot Drill\*  
675891000

Replacement Drift Key, Round\*  
675892000

\*included with one piece core bits

8C

SDS Plus Shank Chisels


- Precisely sharpened, they will retain their cutting edge over a long time
- Made of specially tough breakage resistant steel
- Easy to reforge

Order No.		Description	Width (inches)	Total Length (inches)	Pcs/Pk
631420420	A	COLD CHISEL	3/4	10	1
631425420	B	SCALING CHISEL	1 1/2	10	1
631421420	C	BULL POINT	---	10	1
631422420	D	GROOVING CHISEL	15/16	9 1/2	1
630992000	E*	CIRC POINTED	---	10	1




\*Use with SDS-Plus Hammers without rotation stop

Chisels for SDS-Max Rotary Hammers



Order No.		Description	Width (inches)	Total Length (inches)	Pcs/Pk
655054000	A	GROUND ROD DRVR	7/8	10 1/4	1
623353420	B	COLD CHISEL	1	12	1
623354420	C	COLD CHISEL	1	18	1
655079000	D	BUSHING TOOL	1 3/4	9 1/2	1
623355420	E	SCALING CHISEL	2	12	1
676002000	E	SCALING CHISEL	2	16	1
623384420	F	ASPHALT CHISEL	3 1/2	16	1
623356420	G	SCALING CHISEL	3	12	1
676001000	H	CLAY SPADE	4 1/4	16	1
623351420	I	BULL PT CHISEL	---	12	1
623352420	J	BULL PT CHISEL	---	18	1
623357420	K	GROOVING CHISEL	1	12	1

Chisels for Spline Rotary Hammers



Order No.		Description	Width (inches)	Total Length (inches)	Pcs/Pk
655053000	A	GROUND ROD DRIVER	7/8	10 1/4	1
623361420	B	COLD CHISEL	1	12	1
630381420	C	COLD CHISEL	1	18	1
623364420	D	SLOTING CHISEL	1 1/8	12	1
623363420	E	SCALING CHISEL	2	12	1
623360420	F	BULL PT CHISEL	---	12	1
630380420	G	BULL PT CHISEL	---	18	1

Floor Scraper for Spline and SDS-Max Rotary Hammers




Order No.		Description	Width (inches)	Total Length (inches)	Pcs/Pk
655020000	A	FLOOR SCRAPER HEAD	6	8	1
655021000	B	SPLINE SHANK	---	15	1
655022000	C	SDS-MAX SHANK	---	15	1
655023000	D	REPLACEMENT BLADE WITH HARDWARE	---	---	1



**SDS-MAX Drill Bit adaptor/extension system**

- Inexpensive system will extend drilling depth up to 43" (even longer by attaching additional connectors and extensions)
- Simple to use/no energy loss
- 1 3/16" Minimum hole diameter for through drilling
- Universal adaptors available for SDS-Max, Spline, SDS-Plus



Description	Order No.
CONNECTOR-SDS MAX TO SDS MAX	675704000
EXTENSION-SDS MAX 43"	675705000
EXTENSION-SDS MAX 30"	675706000
EXTENSION-SDS MAX 12.5"	675707000

Additional lengths available upon special request

**Straight Shank** - Fits Metabo Hammer Drills SBE561, SBE710, SBE751, SBE1100 and all Hammer Drills with 3-Jaw Chucks

**>Pro VX2< Design**  
Bit diameters 1/8"-1"

**ADVANTAGES**



- Special carbide tip has low wear, high life expectancy, and improved resistance to damage when hitting rebar
- Aggressive carbide cutting edge provides rapid penetration and makes drilling possible even through hard aggregate
- Centering point on tip reduces bit "walking"
- 30% more holes per charge when used with cordless impact drills
- Premium alloy steel construction maximizes life expectancy

**Note: Other sizes available on a special order basis**

	Order No.	Diameter	Drilling Depth	Overall Length
<b>STRAIGHT SHANK</b>	674004000*	1/8	1-3/8	3
	676290000	5/32	4	6
	674006000	3/16	1-5/8	3-1/2
	674206000	3/16	4	6
	676291000	7/32	4	6
	674008000	1/4	2	4
	674108000	1/4	4	6
	676138000	1/4	10	12
	676139000	1/4	22	24
	676140000	9/32	2	4
	674010000	5/16	2-3/4	4-3/4
	674210000	5/16	4	6
	674410000	5/16	10	12
	674012000	3/8	4	6
	674412000	3/8	10	12
	674213000	3/8	18	20
	676141000	3/8	22	24
	674014000	7/16	4	6
	674016000	1/2	4	6
	674416000	1/2	10	12
	674216000	1/2	18	20
	676142000	1/2	22	24
	676143000	9/16	4	6
	674020000	5/8	4	6
	674420000	5/8	10	12
	676144000	5/8	22	24
	674024000	3/4	4	6
	674424000	3/4	10	12
674028000	7/8	4	6	
676145000	7/8	10	12	
674100000	1	4	6	
674300000	1	10	12	
676146000	1	22	24	

\*without centering point on tip

**VX2™ TAPCON\* Concrete Bits**



Specially designed to drill holes with TAPCON\* style anchor systems. Drill more holes in the toughest aggregate.

Diameter		Drilling Depth	Overall Length	Order No.
Inch	mm			
5/32	4	2 1/2	3 1/2	674455000
5/32	4	3 1/2	4 1/2	674465000
5/32	4	4 1/2	5 1/2	674475000
3/16	5	2 1/2	3 1/2	674456000
3/16	5	3 1/2	4 1/2	674466000
3/16	5	4 1/2	5 1/2	674476000
3/16	5	5 1/2	6 1/2	674486000

(Quantity 10/pack)

\*TAPCON is a registered trademark of Illinois Tool Works Inc.



# Screwdriver Bits, Bit Holders, Nutsetters & Bit Sets

8D



Cold forged from premium S2 tool steel, fully hardened and tempered for optimum hardness and toughness. G-60 screwdriver tooling fits better and lasts longer even when used on heat-treated and case hardened screws.

### Proper Bit Selection

The most important factor when using screwdriver bits is proper fit. Using the correct point size reduces rounding and breaking of the bits.

### Why is hardness important?

Bits are manufactured at various hardness to accommodate different screws and applications. For example medium hard bits are best suited for driving standard (soft) screws and extra hard bits are best for driving heat-treated or case hardened screws.

### Screwdriver Bits

#### 1" Phillips Bits 1/4" Hex. Shank



Overall Length	Point Size	Bits/Pkg.	Order No.
1"	P-1	25	678101000
1"	P-2	25	678102000
1"	P-3	25	678103000
1"	P-2 reduced	25	678142000

#### 1" Square Recess Bits 1/4" Hex. Shank



Overall Length	Point Size	Bits/Pkg.	Order No.
1"	R-0	25	678150000
1"	R-1	25	678151000
1"	R-2	25	678152000
1"	R-3	25	678153000

#### Phillips Recess Power Bits 1/4" Hex. Shank





Overall Length	Point Size	Bits/Pkg.	Order No.
2"	P-1	10	678201000
2"	P-2	10	678202000
2"	P-3	10	678203000
3"	P-1	10	678301000
3"	P-2	10	678302000
3"	P-3	10	678303000
4"	P-1	10	678401000
4"	P-2	10	678402000
4"	P-3	10	678403000
6"	P-1	5	678601000
6"	P-2	5	678602000
6"	P-3	5	678603000

#### Square Recess Power Bits 1/4" Hex. Shank




Overall Length	Point Size	Bits/Pkg.	Order No.
2"	R-1	10	678251000
2"	R-2	10	678252000
2"	R-3	10	678253000
3"	R-1	10	678351000
3"	R-2	10	678352000
3"	R-3	10	678353000
4"	R-1	10	678451000
4"	R-2	10	678452000
4"	R-3	10	678453000
6"	R-1	5	678651000
6"	R-2	5	678652000
6"	R-3	5	678653000

**Magnetic Bit Holders**

Extra powerful magnet holds screws firmly on tip. The Quick-Release bit holder holds and locks regular bits.	<b>Style</b>	<b>Overall Length</b>	<b>Qty/ Pack</b>	<b>Order No.</b>
	Universal	3"	1	678055000
	Quick-Release	3"	1	678056000

**Magnetic Nutsetters**

Precisely forged & carefully hardened alloy steel to drive more hexagon & sheet metal screws. Powerful permanent magnet holds screws firmly in place. Designed for even the most demanding jobs.

	<b>Overall Length</b>	<b>Hexagon Opening</b>	<b>Qty/ Pack</b>	<b>Order No.</b>
	1 5/8"	1/4"	5	678001000
	1 5/8"	5/16"	5	678002000
	1 3/4"	3/8"	5	678003000
	1 3/4"	7/16"	5	678004000
	2 9/16"	1/4"	5	678011000
	2 9/16"	5/16"	5	678012000
	2 9/16"	3/8"	5	678013000
2 9/16"	7/16"	5	678014000	


**Pocket G-60 Bit Boxes**



**20 PC- 1" PRO SET**  
Contains the following 1" 1/4" Hex bits:

- 1 x Square Recess # 0
- 2 x Square Recess # 1
- 5 x Square Recess # 2
- 2 x Square Recess # 3
- 2 x Phillips # 1
- 3 x Phillips # 2
- 3 x Phillips # P2R
- 2 x Phillips # 3

**Order No.: 678958000**



**10 PC- 2" PRO SET**  
Contains the following 2" 1/4" hex power bits:

- 1 x Square Recess # 1
- 4 x Square Recess # 2
- 2 x Square Recess # 3
- 1 x Phillips # 1
- 1 x Phillips # 2
- 1 x Phillips # 3

**Order No.: 678959000**

**Professional Bit Sets**

<b>1" Phillips Bits</b>	<b>1" Square Recess Bits</b>	<b>Bit Holder</b>	<b>Order No.</b>
2 of P-1	2 of R-0	3" Quick-Release Magnetic Bit Holder 1/4" Shank	678955000
5 of P-2	3 of R-1		
5 of P-2R	10 of R-2		
3 of P-3	5 of R-3		

**G60 Pro Set**

Contains 35 selected insert bits and quick-release magnetic bit holder. Comes in a sturdy pocket size metal case.



<b>1" Torx Bits</b>	<b>1" Phillips Bits</b>	<b>Bit Holder</b>	<b>Order No.</b>
5 of T-10	4 of P-1	3" Quick-Release Magnetic Bit Holder 1/4" Shank	678957000
5 of T-15	5 of P-2		
4 of T-20	4 of P-3		
4 of T-25	-		
4 of T-30	-		

**G60 Pro Torx Set**

Contains 35 selected insert bits including 22 Torx bits and quick-release magnetic bit holder. Comes in a sturdy pocket size metal case.



<b>Bit Size</b>	<b>Phillips Bits</b>	<b>Square Recess Bits</b>	<b>Mag.Nutsetters 2 9/16" O/L</b>	<b>Bit Holder</b>	<b>Order No.</b>
1" Insert Bits	P-1, P-2, P-2R	R-0, R-1, R-2, R-3	1/4" hex.	3" Quick-Release Magnetic Bit Holder 1/4" Shank	678953000
2" Power Bits	P-1, P-2, P-3	R-1, R-2, R-3	5/16" hex.		
4" Power Bits	P-2	R-2	3/8" hex.		
-	-	-	7/16" hex.		

**G60 Pro Installer's Kit**

Contains 20 selected bits. Offers the professional a complete assortment of insert bits, power bits and nutsetters. Comes in a sturdy plastic case.

## Bi-metal Hole Saws

8D

### ADVANTAGES

- Teeth are made with hardened alloyed steel, includes 8% cobalt, which increases durability and maximizes life expectancy
- Quicker and more precise material removal
- Irregular tooth shape and spacing helps to minimize vibration
- For use in cast steel, grey cast iron, stainless steel, construction steel, aluminum, bronze, copper, PVC, acrylic, glass and wood

Order No.	Diameter (inches)	Order No.	Diameter (inches)
625160000	9/16"	525188000	2 1/4"
625161000	5/8"	625189000	2 5/16"
625162000	11/16"	625190000	2 3/8"
626163000	3/4"	625191000	2 1/2"
625165000	13/16"	625192000	2 9/16"
625166000	7/8"	625193000	2 5/8"
625167000	15/16"	625195000	2 3/4"
625168000	1"	625196000	2 7/8"
625169000	1 1/16"	625197000	3"
625170000	1 1/8"	625198000	3 1/8"
625171000	1 13/16"	625199000	3 1/4"
625172000	1 1/4"	625200000	3 3/8"
625173000	1 15/16"	625201000	3 1/2"
625174000	1 3/8"	625202000	3 5/8"
625175000	1 7/16"	625204000	3 7/8"
625176000	1 1/2"	625205000	4"
625177000	1 9/16"	625206000	4 1/8"
625178000	1 5/8"	625207000	4 1/4"
625179000	1 11/16"	625208000	4 3/8"
625180000	1 3/4"	625209000	4 1/2"
625182000	1 7/8"	625210000	4 3/4"
625184000	2"	625211000	5"
525186000	2 1/8"	625213000	5 1/2"
		625214000	6"

### Bi-metal Hole Saw Kits

**625434000 Bi-metal hole saw set (8 pieces)**  
Carrying case contains bi-metal hole saws: 7/8", 1-1/8", 1-3/8", 1-3/4", 2" and 2-1/2".

For hole saws 9/16" to 1-13/16" use the 9/16" to 1-13/16" adaptor (625215000)  
For hole saws 1-1/4" to 6" use the 1-1/4" to 6" adaptor (625216000)



**625435000 Bi-metal hole saw set (11 pieces)**  
Carrying case contains bi-metal hole saws: 7/8", 1-1/8", 1-3/8", 1-3/4", 2" and 2-1/2".

For hole saws 9/16" to 1-13/16" use the 9/16" to 1-13/16" adaptor (625215000)  
For hole saws 1-1/4" to 6" use the 1-1/4" to 6" adaptor (625216000)





## Futuro Top Keyless Chucks



For hammer drills

For Hammering

Capacity	Internal Thread	Weight ozs.	Order No.
1/16"-3/8"	3/8" - 24 UNF	12	636215000
1/16"-3/8"	1/2" - 20 UNF	12	636216000
0"-1/2"	3/8" x 24 UNF	16	636225000
0"-1/2"	1/2" - 20 UNF	16	636226000

Individually packaged in cardboard boxes.

## Futuro Plus Double Sleeve Reversible Keyless Chucks



For corded and cordless drills

- Mechanism provides higher gripping power and longer life.
- Large protective steel cap protects chuck against dirt and damage.

For Rotation Only

Capacity	Internal Thread	Weight ozs.	Order No.
1/32"-3/8"	3/8" - 24 NF	7	636518000
1/32"-3/8"	1/2" - 20 NF	7	636519000
1/16"-1/2"	1/2" - 20 NF	7	636520000
1/16"-1/2"	Quick-change	7	627240000

For Hammering

1/16"-1/2"	1/2" - 20 NF	10	636614000
1/16"-1/2"	1/2" - 20 UNF	10.5	636619000*
1/16"-1/2"	1/2" - 20 UNF	10.5	636620000

\*With carbide jaws  
Individually packaged in cardboard boxes.

## Futuro Plus Single-Sleeve Reversible Keyless Chucks



For drills with spindle locking mechanism only

- Specially developed mechanism allows changing bits rapidly with one hand.
- High gripping power, accurate concentricity and long service life.

For Rotation Only

Capacity	Internal Thread	Weight ozs.	Order No.
1/32"-3/8"	1/2" - 20 NF	7	636516000
1/16"-1/2"	1/2" - 20 NF	7	636517000

For Hammering

1/16"-1/2"	1/2" - 20 NF	7	636617000
1/16"-1/2"	1/2" - 20 NF	11	636621000

Individually packaged in cardboard boxes.

## Taper Arbors



Machine Side Morse taper	Chuck Side Taper arbor	Order No.
No. 2	B12	635114000
No. 2	B16	635115000

Individually packaged.

## Keyless Drill Chucks



For non-reversing portable and stationary drills

- All parts are hardened and ground for long life and smooth operation.
- Jaws are self tightening – no scored drill shanks and less drill breakage.
- No key to lose.

Capacity	Internal Thread or Taper Socket	Weight ozs.	Order No.
3/64"-3/8"	3/8" - 24 NF	12	636321000
3/64"-3/8"	1/2" - 20 NF	12	636322000
3/64"-3/8"	B16	21	636333000
3/64"-1/2"	1/2" - 20 NF	29	636351000
3/64"-1/2"	J6	29	636356000
1/8"-5/8"	5/8" - 16 UN	35	636361000
1/8"-5/8"	B16	35	636362000
1/8"-5/8"	J6	35	636364000

Individually packaged in cardboard boxes.

## Quick Keyless Chuck

For BS18 LTX BL Impuls and SB18 LTX BL Impuls



Capacity	Internal Thread or Taper Socket	Weight ozs.	Order No.
1/16"-1/2"	1/2" - 20 UNF	10.5	627240000

Individually packaged in cardboard boxes.

## Keyed Drill Chucks



For corded and cordless drills

- New mechanism.
- All wearing parts are made of case hardened steel for longest life.
- Higher gripping power, positive chucking and close tolerance concentricity.
- Supplied complete with chuck key.

For Power Tools

Capacity	Internal Thread	Weight ozs.	Order No.
1/64"-3/8"	1/2" - 20 NF Rev.	8	635252000
3/32"-1/2"	1/2" - 20 NF Rev.	11	635250000
1/8"-5/8"	5/8" - 16 UN Rev.	21	635253000

Individually packaged in cardboard boxes.

For Drill Presses

Capacity	Internal Thread or Taper Socket	Weight ozs.	Order No.
1/16"-1/2"	3/8" - 24 NF	11	635033000
1/16"-1/2"	1/2" - 20 NF	11	635035000
1/16"-1/2"	B16	12	635036000
1/8"-5/8"	1/2" - 20 NF	21	635054000
1/8"-5/8"	1/2" - 20 UN	21	635056000

Individually packaged in cardboard boxes.

## Replacement Chuck Keys

For Metabo drill chucks	Order No.
3/8" and 1/2" capacity	635167000
5/8" capacity	635168000












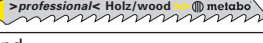

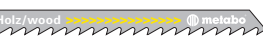











Individually packaged.

(See page 76 for rotary hammer quick-change chucks)


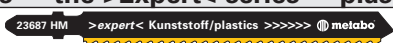
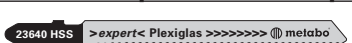
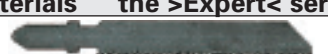


These blades fit : Metabo, AEG, Atlas Copco, Black & Decker, Bosch, DeWalt, Elu, Festo, Hitachi, Holz-Her, Kress, Makita, Skil ...

















8E

Saw-blade/Type	Material	Cutting Edge	Teeth Per Inch	Uses	Corr. Bosh Type	Pcs./ Pk.	Order No.
<b>For wood the &gt;Classic&lt; series low-price and reliable</b>				<b>HCS milled</b>			
Wavy-set, milled 	HCS	2"	12	Hardwood, softwood, chip-board, block-board, fibre-board, 7/64"-9/16" in., plastics, insulation materials	T119B	5	623631000
Wavy-set, milled 	HCS	2"	12	As above, 7/64"-3/4" in. , specially for curved cuts	T119BO	5	623646000
Wavy-set, milled 	HCS	3"	8	For quick, rough cuts in hardwood, softwood, plastics, 7/32"-2" in.	T111C	5	623632000
Wavy-set, milled 	HCS	3 1/2"	10	For quick, rough cuts in hardwood, softwood, plastics, 7/32"-2" in.	U101B	5	623943000
<b>For wood the &gt;Professional&lt; series quick, clean, accurate cuts</b>				<b>HCS ground</b>			
Side-set, ground 	HCS	3"	6	Hardwood, softwood, chip-board, block-board, 7/32"-2" in., for quick cuts	T144D	5	623633000
Side-set, ground 	HCS	5"	6	Hardwood, softwood, chip-board, block-board, fibre-board, structural timber, 1/4"-4" in., for quick cuts	T344D	5	623678000
Tapered, ground 	HCS	2"	18	Softwood, plywood, plastics, 1/16" - 9/16" in., for a non-splintering cut, specially for curved cuts	T101AO	5	623651000
Clearance - angle, teeth ground 	HCS	6"	6	Hardwood, softwood up to 5 1/4" in., chip-board, block-board	T744D	5	623603000
Clearance - angle, teeth ground 	HCS	3"	10	Hardwood, softwood, chip-board, block-board, fibre-board, plastics, 1/8"-1 3/16" in., for a really clean cut	T101B	5	623634000
Clearance - angle, teeth Ground, reversed-toothed 	HCS	3"	10	Hardwood, softwood, chip-board, block-board, fibre-board, coated boards, 1/8"-1 3/16" in., for a really clean cut	T101BR	5	623650000
Clearance - angle, teeth ground 	HCS	3"	6	Hardwood, softwood, chip-board, block-board, fibre-board, 3/8"-1 3/4" in., for a really clean cut	T101D	5	623635000
Clearance - angle, teeth ground 	HCS	3 1/2"	8	Hardwood, softwood, chip-board, block-board, fibre-board, 3/8"-2 3/8" in., for a really clean cut	T301CD	5	623654000
Clearance - angle, teeth ground 	HCS	4"	6	Extra thick, for accurate, precisely angled cuts in hardwood, softwood, chip-board, block-board, fibre-board, 7/32"-4" in.	T344DP	5	623679000
<b>For wood the &gt;Pionier&lt; series quick, clean cuts in wood of all thicknesses</b>				<b>HCS ground</b>			
Clearance - angle, teeth ground, progressive tooth pitch 	HCS	3 1/2"	progressive	Straight, clean cuts in wood-based materials, thick or thin, 7/64"-2 9/16" in., for quick cuts	T234X	5	623675000
<b>For wood the &gt;Professional&lt; series quick, clean, accurate cuts - and a long useful life</b>				<b>BiM ground</b>			
Clearance - angle, teeth ground 	BiM	3"	10	Hardwood, softwood, laminates, coated boards, plastics, 1/8"-1 3/16" in., for a really clean cut	T101BF	5	623975000
<b>Universal the &gt;Pionier&lt; series for wood, metal, plastic</b>				<b>BiM milled</b>			
Side-set, milled 	BiM	4"	progressive	Universal blade for wood (even with nails), metals, non-ferrous metals, and plastics	T345XF	5	623677000
<b>For metal the &gt;Classic&lt; series low-price and reliable</b>				<b>HSS milled</b>			
Wavy-set, milled 	HSS	2"	36	Sheet-steel, up to 1/16" in., non-ferrous metals	T118G	5	623636000
Wavy-set, milled 	HSS	2"	24	Sheet-steel, 3/64"-1/8" in., non-ferrous metals	T118A	5	623637000
Wavy-set, milled 	HSS	4"	24	Sheet-steel, 3/64"-1/8" in., non-ferrous metals, sandwich materials	T318A	5	623629000
Wavy-set, milled 	HSS	2"	12	Sheet-steel, 1/8"-1/4" in., non-ferrous metals	T118B	5	623638000
Wavy-set, milled 	HSS	2 1/4"	13	Sheet-steel, 1/8"-1/4" in., non-ferrous metals	U118B	5	623940000
<b>For metal the &gt;Professional&lt; series shatter-proof, long useful life</b>				<b>BiM milled</b>			
Wavy-set, milled 	BiM	6"	12	Sheet-steel, 1/8"-1/4" in., sandwich materials up to 4" in.	T718BF	5	623604000
Wavy-set, milled 	BiM	2 1/4"	24	Sheet-steel, , 3/64"-1/8" in., non-ferrous metals	T118AF	5	623971000
Wavy-set, milled 	BiM	2 1/4"	12	Sheet-steel, 1/8"-1/4" in., non-ferrous metals	T118BF	5	623973000
<b>For metal the &gt;Pionier&lt; series quick, clean cuts in materials of all thicknesses</b>				<b>HSS milled</b>			
Side-set, milled 	HSS	3"	progressive	Universal blade for thick / thin sheet-steel, 1/16"-3/8" in., non-ferrous metals up to 1 3/16" in.	T123X	5	623676000

**Jig Saw Blades - bayonet fitting (continued)**











Saw-blade/Type	Material	Cutting Edge	Teeth Per Inch	Uses	Corr. Bosch Type	Pcs./ Pk.	Order No.
<b>For Aluminum and non-ferrous metals the &gt;Expert&lt; series</b>				<b>Aluminum HSS/BiM</b>			
Side-set, milled 	HSS	3"	8	Aluminum, 1/8"-9/16" in., non-ferrous metals, 1/6"-3/4" in., plastics for quick cuts	T127D	5	623639000
<b>For plastics the &gt;Expert&lt; series</b>				<b>plastics HM ground</b>			
Ground 	HM	3 1/2"	8	Glass-fibre-reinforced plastics, 7/32"-2 3/8" in.	T301CHM	3	623687000
<b>For plexiglass the &gt;Expert&lt; series</b>				<b>plexiglass HSS ground</b>			
Ground 	HSS	3"	12	Plexiglass, polycarbonate, 7/64"-3/4" in., non-ferrous metals, 7/64"-3/8" in.	T101A	5	623640000
<b>For ceramic materials the &gt;Expert&lt; series</b>				<b>ceramics HM grit</b>			
	HM grit	2"	Fine	Ceramics, glass, glass-fibre-reinforced plastics, cast-iron	T150 TC Coated	1	623658000









**Reciprocating Saw Blades - with 1/2 inch universal fitting**

Saw-blade/Type	Material	Length x Width x Thickness	Teeth Per Inch	Uses	Corr. Bosch Type	Pcs./ Pk.	Order No.
<b>For metal the &gt;Classic&lt; series</b>				<b>low-price and reliable HSS milled</b>			
Wavy-set, milled 	HSS	6" x 5/8" x .035 9" x 5/8" x .035	14 14	Sheets, 7-64"-5/16" in., sections, 3/8"-4" in.	S 918 B S 1122 BF	2	631130000 631494000
<b>For metal the &gt;Flexible&lt; series</b>				<b>shatter-proof, flexible BiM milled</b>			
Side-set, milled 	BiM	6" x 3/4" x .035	18	Sheets, 1/32"-1/8" in., pipes, sections, 1/32"-4" in.	S 922 EF	5	631454000
Side-set, milled 	BiM	9" x 3/4" x .035	18	Sheets, 1/16"-7/32" in., pipes, sections, 7/32"-7" in., flush cuts	S 1122 EF	5	631493000
Side-set, milled 	BiM	6" x 3/4" x .035	14	Sheets, 1/8"-5/16" in., pipes, sections, 3/8"-4" in.	S 922 BF	5	631491000
Side-set, milled 	BiM	4" x 1/4" x .035	14	Sheets, 1/16"-1/4" in., curved cuts	S 422 BF	5	631990000
<b>For metal the &gt;Professional&lt; series</b>				<b>stable, precise, for really tough jobs BiM milled</b>			
Side-set, milled 	BiM	9" x 3/4" x .063	9	Sheets, 7/32"-3/8" in.; pipes, sections, 3/4"-7" in., ideal for pipe-cutting equipment, for demolition work	S 1120 CF	5	631993000
<b>For wood and metal the &gt;Flexible&lt; series</b>				<b>shatter-proof, flexible BiM milled</b>			
Side-set, milled 	BiM	6" x 3/4" x .035 8" x 3/4" x .050	10-14 PROG	Wood, wood with nails or metal inserts 7/32"-4" in., sheets, pipes, sections, 1/8"-3/8", plastics, 1/8"-4"	S 922 VF S 3456 XF	5	631492000 631915000
Side-set, milled 	BiM	12" x 3/4" x .035	10-14	Wood, wood with nails or metal inserts 7/32"-10" in., sheets, pipes, sections, 1/8"-3/8" in., plastics, 1/8"-10" in.	S 1222 VF	5	631407000
<b>For wood and metal the &gt;Professional&lt; series</b>				<b>quick, stable, for really tough jobs BiM milled</b>			
Side-set, milled 	BiM	6" x 3/4" x .063	6	Wood, wood with nails or metal inserts 3/8"-4" in., plastics, reconstruction work demolition and reconstruction work	S 610 DF	5	631925000
Side-set, milled 	BiM	9" x 3/4" x .063 10" x 3/4" x .060	6 5	Wood, wood with nails or metal inserts 3/8"-4" in., plastics, demolition and reconstruction work	S 1110 DF S 1531 L	5	631926000 631488000
<b>For wood (even with nails) the &gt;Flexible&lt; series</b>				<b>stable, quick BiM milled</b>			
Side-set, milled 	BiM	12" x 3/4" x .050	5-8	Wood (even with nails), plastics, chip-board, 3/8"-10" in.	S 1411VF	5	631987000
Side-set, milled 	BiM	12" x 3/4" x .050	6	Wood (even with nails), plastics, chip-board, 3/8"-10" in.	S 1344 D	5	631472000
Side-set, milled 	BiM	9" x 3/4" x .050	5-8	Wood (even with nails), plastics, chip-board, 3/8"-8" in.	S 1111 VF	5	631986000
Side-set, milled 	BiM	6" x 3/4" x .050	6	Wood (even with nails), plastics, chip-board, 3/8"-4" in.	S 644 D	5	631470000
Side-set, milled 	BiM	6" x 3/4" x .050	5-8	Wood (even with nails), plastics, chip-board, 3/8"-4" in.	S 611 VF	5	631984000
<b>For special applications the &gt;Expert&lt; series</b>							
Side-set, carbide-tipped 	BiM	6" x 5/8" x .050	6	Plaster-board, 5/16"-4" in., for a really clean cut	S628DF	5	631907000

8E



SXE400 Consumables		Order #
	Velcro-faced intermediate disc	624061000
	"Cling-fit" Replacement Backing pad	624064000
	"Cling-fit" polishing sponge	624092000
	"Cling-fit" lambs wool polishing disc	624063000
	"Cling-fit" abrasive nylon web sanding discs Packs of 2 P 100 grit 624067000 P 280 grit 624068000	
	"Cling-fit" sanding discs. Ready-punched, Aluminum Oxide  Packs of 10 P 40 grit 624041000 P 60 grit 624042000 P 80 grit 624043000 P 100 grit 624044000 P 120 grit 624045000 P 180 grit 624046000 P 240 grit 624047000 P 320 grit 624048000 P 400 grit 624049000  Packs of 25 P 40 grit 624051000 P 60 grit 624052000 P 80 grit 624053000 P 100 grit 624054000 P 120 grit 624055000 P 180 grit 624056000 P 240 grit 624057000 P 320 grit 624058000 P 400 grit 624059000	
	Accessory Assortment Package includes: 10 Pieces- P 60 10 Pieces- P 80 5 Pieces- P 120	624060000
	Vacuum Hose 15' long with 30mm internal diameter and 35mm external diameter connecting pieces. Requires 630316000 or 631593000 adaptor.	631592000
	Adaptor Used for connecting 631592000 vacuum hose to standard 2 1/4" vacuum inlets.	630316000
	Adaptor Used for connecting 631592000 vacuum hose to standard 1 1/4" vacuum inlets.	631593000

SXE450 Consumables		Order #
	Backing Pads 6" medium hard (6 hole) 631158000 6" soft (6 hole) 631156000 PSA Pad-6" (6 hole) 631169000	
	"Cling-fit" intermediate disc (not perforated) soft, well suited for sanding rounded surfaces  6" 624037000	
	6" "Cling-fit" sanding discs (packs of 5) Grit 6" (6 hole) A40 624001000 A60 624002000 A80 624003000 A100 624004000 A120 624005000 A180 624006000 A240 624007000 A320 624008000  (packs of 25) Grit 6" (6 hole) A40 624019000 A60 624020000 A80 624021000 A100 624022000 A120 624023000 A180 624024000 A240 624025000 A320 624026000 A400 624027000	
	6" Sanding Assortment 624066000 Package includes: 10 Pieces- P 60 10 Pieces- P 80 5 Pieces- P 120	
	"Cling-fit" polishing sponge  6" 631233000	
	"Cling-fit" lambs-wool polishing disc  6" 631217000	
	"Cling-fit" felt polishing disc (hard)  6" 631168000	
	6" "Cling-fit" non-woven abrasive disc  Grit 6" A100 624038000 A280 624039000	
	"Cling-fit" abrasive mesh (A100, 3 pack)  6" 624040000	



Random Orbit/Orbital Finishing Sander Consumables		Order #	Order #
	Velcro Backing Pad (for FSX200)	625658000	
	Velcro Backing Pads 5" medium hard (8 hole) 5" soft (8 hole) (for SXE425)	631219000 631220000	
	"Cling-fit" Intermediate Disc (not perforated) soft, well suited for sanding rounded surfaces	631216000	
	"Cling-fit" Sanding Discs (packs of 5) Grit 5" (8 hole) A40 631226000 A60 631227000 A80 631228000 A120 631229000 A180 631230000  (packs of 25) 5" (8 hole) A40 631584000 A60 631585000 A80 631586000 A120 631587000 A180 631588000 A240 631589000 A320 631596000 A400 631597000		
	"Cling-fit" polishing sponge	631222000	
	"Cling-fit" lambs-wool Polishing Disc	631223000	
	"Cling-fit" felt polishing disc (hard)	631242000	
	"Cling-fit" non-woven Abrasive Disc Grit 5" A100 631238000 A280 631239000		
	"Cling-fit" abrasive mesh (A100, 3 pack)	631215000	



8G



631397000



344453630  
344453760



656304000



657006000



657007000



344454090  
344454110  
344454120  
344454130  
344454140  
344454150  
344454180  
623854000  
344455150  
623860000



623894000



623874000

Item No.	Material	L x H x D	Use
656304000	Steel	13 3/4 x 10 x 5 1/8	4 1/2" / 5" / 6" Small Angle Grinders / drills / hammer drills
344454090	Plastic	15 1/4 x 12 1/2 x 4 1/2	Cordless tools LT/LTX / SSD / SSW
344454110	Plastic	15 1/4 x 12 1/2 x 4 1/2	Drills and hammer drills w/ aluminum gear housings
344454120	Plastic	15 1/4 x 12 1/2 x 4 1/2	KHE-D24 / KHE-D28 / ASE18
344454130	Plastic	15 1/4 x 12 1/2 x 4 1/2	BHA18
344454140	Plastic	15 1/4 x 12 1/2 x 4 1/2	LF724
344454150	Plastic	15 1/4 x 12 1/2 x 4 1/2	Jig Saws
344454180	Plastic	15 1/4 x 12 1/2 x 4 1/2	4-1/2" and 5" Angle grinders
344455150	Plastic	15 1/4 x 12 1/2 x 4 1/2	6" Angle grinders
623854000	Plastic	19 1/2 x 12 1/2 x 5 1/4	Multipurpose - foam inlay for customizing
631397000	Steel	15 1/2 x 7 x 5 1/8	Small angle grinders
657006000	Canvas	18 x 10 x 18	Fits 2 tools plus accessories
623894000	Plastic	20 x 11 x 6 1/2	SXE450
344453630	Plastic	24 x 16 x 6 1/2	KHE56
344453760	Plastic	24 x 16 x 8	KHE76
657007000	Canvas	25 x 11 x 13	Fits 4 tools plus accessories
623874000	Steel	26 1/2 x 6 1/2 x 11	Intermediate and large angle grinders
623860000	Plastic	15 1/4 x 12 1/2 x 4 1/4	Foam inlay customizable for drills, cordless drills, paint stripper and jig saws



## Metabo Authorized Service Center List



A Metabo MasterService™ Service Center is a preferred warranty/repair service center providing knowledgeable, accurate and complete repairs in 5 days or less, and is a stocking source for all Metabo Power Tool spare parts.

ALABAMA	BIRMINGHAM	35203	BEERMAN PRECISION	1140 5TH AVE N	205-251-8156	
	BREWTON	36426	WESCO	1005 S BLVD	251-867-5155	
	CALERA	35040	QUALITY TOOL REPAIR	6180 HWY 31	205-668-3131	
	DOTHAN	36302	WELLS SUPPLY INC	212 W CRAWFORD ST	334-793-3432	
	MOBILE	36693	BAY CITY TOOL & REPAIR CO.	4405 HALLS MILL RD, BLDG F STE 3	251-666-8406	
	THEODORE	36582	GULF COAST POWER TOOL	5647 HWY 90, STE D	251-653-9912	
	THEODORE	36582	SOUTHERN GAS AND SUPPLY	5500 E RITE RD	251-654-0080	
	ARIZONA	<b>GLENDALE</b>	<b>85301</b>	<b>BANNER TOOL SERVICE</b>	<b>6741 N 57TH AVE</b>	<b>623-842-0800</b>
		PHOENIX	85016	GLENNS TOOL SERVICE	2149 E INDIAN SCHOOL RD	602-264-6203
		PHOENIX	85017	COPPER STATE BOLT & NUT	3622 N 34TH AVE	602-455-9141
PHOENIX		85040	ARIZONA ARMATURE SERVICE	4641 S 33RD ST	602-276-4434	
PRESCOTT		86301	PRESCOTT POWER TOOL	1050 WILLOW CREEK RD #1	928-445-2628	
TUCSON		85705	COPPER STATE BOLT & NUT	811 E. 47TH ST.	520-770-2480	
TUCSON		85719	WESTERN TOOL INC	702 S CAMPBELL AVE	520-884-0504	
ARKANSAS	EL DORADO	71730	THE TOOL ROOM INC.	508 MARSH AVE	870-863-3036	
	FORT SMITH	72901	TOOL SERVICE COMPANY	5732 WHEELER AVE	479-648-3125	
	SPRINGDALE	72762	HD SUPPLY	3670 ELM SPRINGS RD	479-927-0400	
CALIFORNIA	FALLBROOK	92028	MACK'S TOOL REPAIR INC.	341 INDUSTRIAL WAY	760-451-1078	
	FRESNO	93703	ALL TOOL SERVICE & SUPPLY	1571 N MAPLE AVE	559-252-2879	
	FRESNO	93721	IDEAL SAW WORKS	351 O ST.	559-237-0809	
	<b>LOS ANGELES</b>	<b>90023</b>	<b>MINIT TOOL CO</b>	<b>4170 E WASHINGTON BLVD</b>	<b>323-264-7006</b>	
FACTORY SERVICE PARTNER	MARTINEZ	94553	FURBER SAW INC.	895 HOWE RD	925-229-3774	
	MONTCLAIR	91763	TOOLS R US INC.	9055 CENTRAL AVE	909-626-9500	
	OXNARD	93030	ELECTRIC MOTOR SERVICE	200 E 5TH ST	805-483-4233	
	PASO ROBLES	93446	MAINTENANCE SERV & SUPPLY	1511 RIVERSIDE AVE 50	805-238-7188	
	RANCHO CORDOVA	95742	ALLTRADES TOOL & EQUIP REP	3515 SUNRISE BLVD 23	916-631-3550	
	SACRAMENTO	95834	CONTRACTORS TOOL REPAIR	4237 S MARKET CT STE E	916-922-6007	
	SAN FRANCISCO	94124	CRAIG & GREEN	1680 EVANS AVE	415-642-8698	
	SAN LUIS OBISPO	93401	JP TOOL REPAIR	3440A SACRAMENTO DR	805-544-7152	
	SANTA ROSA	95403	H & V TOOL REPAIR	1808 EMPIRE IND COURT D	707-528-1111	
	COLORADO	GRAND JUNCTION	81501	PROFESSIONAL TOOL SERVICE	2420 I-70 BUSINESS LOOP	970-242-1224
		PUEBLO WEST	81007	COLORADO TOOL & SAW	388 E INDUSTRIAL BLVD	719-547-2346
	CONNECTICUT	JEWETT CITY	06351	QTR INC	39 WEDGEWOOD DR STE K	860-376-5634
		OAKVILLE	06779	WATERTOWN TOOL REPAIR	28 MAIN ST	203-596-1344
		SOUTH WINDSOR	06074	UTILITY ELECTRIC SERVICE INC.	255 CHAPEL RD	860-246-7271
	DELAWARE	WILMINGTON	19808	APPLIANCE SERVIC CENTER INC	3317 OLD CAPITAL TRAIL	302-994-6259
FLORIDA	CLEARWATER	33762	ATLAS CONSTRUCTION EQUIP SERVICES	12001 49TH ST N	727-299-0700	
	DAYTONA BEACH	32117	C & C POWER TOOLS	859 MASON AVE	386-253-5815	
	FT LAUDERDALE	33334	BROWARD TOOL REPAIR INC.	3547 N DIXIE HWY	954-566-4114	
	HALLANDALE	33009	441 TOOL REPAIR INC	1975 A S PARK RD	954-981-8270	
	JACKSONVILLE	32254	NORTH FLORIDA TOOL REPAIR	3541 W BEAVER ST	904-387-4455	
	JACKSONVILLE	32254	WORLD ELECTRIC SUPPLY	569 STUART LN	904-378-4000	
	OCALA	34475	TOOL DR. OF CENTRAL FL., INC.	1825 N. MAGNOLIA AVE.	352-622-5655	
	ORLANDO	32810	CONTRACTORS TOOL SERVICE INC	5409 EDGEWATER DR.	407-292-2808	
	PANAMA CITY	32409	MOBILE TOOL REPAIR	2136 HWY 2321	850-271-1707	
	PENSACOLA	32534	WESCO	9040 PENSACOLA BLVD	850-478-1510	
	PORT CHARLOTTE	33954	TROPICAL CONSTRUCTION SUPPLY	18412 PAULSON DR	941-743-5863	
	SARASOTA	34237	FRINKE POWER TOOL SERVICE	1322 E AVE N	941-365-3442	
	WEST PALM BEACH	33413	RELIABLE TOOL SERVICE INC.	6970 WALLIS ROAD BAY 1A	561-689-1676	
GEORGIA	<b>ATLANTA</b>	<b>30318</b>	<b>POWER TOOL SERVICE INC</b>	<b>1420 COLLIER RD NW</b>	<b>404-605-0101</b>	
	AUGUSTA	30901	TOOL SERVICE CENTER	302 WALTON WAY	706-724-4803	
	SAVANNAH	31415	THE TOOL BOX INC	439-A TELFAIR RD	912-238-5512	
HAWAII	HONOLULU	96819	LARSENS TOOL REPAIR	2126 B ELUWENE ST.	808-847-0038	
IDAHO	<b>HEYBURN</b>	<b>83336</b>	<b>ACME POWER TOOL REPAIR</b>	<b>293 S 598 W</b>	<b>208-431-7318</b>	
ILLINOIS	IDAHO FALLS	83402	ROSSITER ELECTRIC	1501 S. CAPITAL AVE	208-529-3665	
	CHICAGO	60641	ANDY'S TOOL REPAIR SHOP	3507 N. KENTON AVE	630-415-6566	
	DOWNERS GROVE	60515	BERLANDS INC	1530 CENTRE CIRCLE	630-627-9090	
	GENESEO	61254	KLAVINE MOTOR CO	119 S. CENTER ST	309-944-3319	
	KANKAKEE	60901	WOODYS EMS INC.	431 S WASHINGTON AVE	815-932-6363	
	LOMBARD	60148	BERLANDS INC	600 OAK CREEK DR	630-620-0026	
	PALATINE	60074	BERLANDS INC	20254 N RAND RD	847-540-9200	
	INDIANA	EVANSVILLE	47711	TRI STATE REPAIR SERVICE INC	1327 N FARES AVE	812-464-9341
		FORT WAYNE	46802	BETTER VAC TOOL & APPLIANCE	1936 FAIRFIELD AVE	800675-9491
		FORT WAYNE	46807	SOUTHSIDE VACUUM CO INC	3702 S CALHOUN ST	800-675-9491
LA PORTE		46350	VILLAGE SUPPLY, INC	710 BOYD BLVD	219-324-7363	
LOWELL		46356	AFFORDABLE ELECTRICAL REPAIR	15544 BROADWAY	219-696-7792	
PERU		46970	FRANK LADD SALES INC.	1661 LIGHTNING AVE., GRISSOM AEROPLEX	765-689-7419	
FACTORY SERVICE PARTNER IOWA	<b>VALPARAISO</b>	<b>46383</b>	<b>R &amp; R TOOL REPAIR</b>	<b>420 E 200 N</b>	<b>219-531-5551</b>	
	DAVENPORT	52802	HD SUPPLY	724 E 2ND ST	563-386-2922	
	DES MOINES	50314	TOTAL TOOL SUPPLY	1415 2ND AVE	515-244-1516	
	SIoux CITY	51101	THE TOOL DOKTOR	1510 DACE AVE	712-255-7696	

# AUTHORIZED SERVICE CENTERS



A Metabo MasterService™ Service Center is a preferred warranty/repair service center providing knowledgeable, accurate and complete repairs in 5 days or less, and is a stocking source for all Metabo Power Tool spare parts.

<b>KANSAS</b>	EDWARDSVILLE . . . . .66111. . . . .	FASTENAL COMPANY . . . . .	9911 WOODEND RD . . . . .	913-422-8221	
	SALINA . . . . .67401. . . . .	MID KANSAS TOOL REPAIR . . . . .	314 W CLOUD ST. . . . .	785-825-6287	
<b>KENTUCKY</b>	LOUISVILLE . . . . .40217. . . . .	TOOL REPAIR SERVICE INC. . . . .	1200 GOSS AVE. . . . .	502-635-6888	
<b>LOUISIANA</b>	AMELIA . . . . .70340. . . . .	INDUSTRIAL WELDING SUPPLY CO. . . . .	HWY 90 9 MILES E. . . . .	985-876-7565	
	BATON ROUGE . . . . .70814. . . . .	SOUTHERN FASTENER & TOOL CO. . . . .	9440 MAMMOTH AVE. . . . .	225-927-3333	
	BELLE CHASSE . . . . .70037. . . . .	INDUSTRIAL WELDING SUPPLY CO. . . . .	111 BURAS DR. . . . .	504-392-2400	
	HARVEY . . . . .70058. . . . .	INDUSTRIAL WELDING SUPPLY CO. . . . .	1452 4TH ST. . . . .	504-362-9395	
	HOUMA . . . . .70363. . . . .	INDUSTRIAL WELDING SUPPLY CO. . . . .	1797 GRAND CAILLOU RD . . . . .	985-876-7575	
	SLIDELL . . . . .70458. . . . .	INDUSTRIAL WELDING SUPPLY CO. . . . .	60077 HWY 11 N . . . . .	504-645-0808	
	VENICE . . . . .70091. . . . .	INDUSTRIAL WELDING SUPPLY CO. . . . .	HWY 23 S . . . . .	504-534-9774	
	WEST MONROE . . . . .71291. . . . .	TOOL TOWN LLC . . . . .	704 N 7TH ST. . . . .	318-329-2929	
	<b>MAINE</b>	BUCKSPORT . . . . .04416. . . . .	TOOLTECH . . . . .	943 RIVER RD . . . . .	207-469-3484
		HOULTON . . . . .04730. . . . .	HOGAN TIRE INC . . . . .	135 BANGOR ST . . . . .	207-532-2211
<b>MARYLAND</b>	PRESQUE ISLE . . . . .04769. . . . .	LYNOX WELDING SUPPLY . . . . .	46 INDUSTRIAL ST . . . . .	207-764-6511	
	ANNAPOLIS JUNCTION 20701 . . . . .	TOOLS & ACCESSORIES CORP. . . . .	8975 HENKELS LN, STE 710 . . . . .	410-735-8800	
<b>MASSACHUSETTS</b>	BALTIMORE . . . . .21229. . . . .	WTS INC. . . . .	4000 COOLIDGE AVE, STE C . . . . .	443-543-0100	
	SILVER SPRINGS . . . . .20901. . . . .	ATMS INC . . . . .	8907 GARLAND AVE . . . . .	301-563-6601	
	THURMONT . . . . .21788. . . . .	HEMPS POWER TOOL REPAIR INC. . . . .	13407 GRACEHAM RD. . . . .	301-898-9916	
	EVERETT . . . . .02149. . . . .	PANDA ELECTRICAL SERVICE INC. . . . .	165 MAIN ST . . . . .	617-389-1442	
<b>MICHIGAN</b>	HANOVER . . . . .02339. . . . .	BEHNING TOOL . . . . .	785 WASHINGTON ST . . . . .	781-826-4767	
	STOUGHTON . . . . .02072. . . . .	KALMAN ELECTRIC MOTORS INC. . . . .	471 PAGE ST. . . . .	781-341-4900	
	COMSTOCK PARK . . . . .49321. . . . .	MASTER SERVICE CENTER . . . . .	5210 W RIVER DR, STE A . . . . .	616-647-0654	
<b>MINNESOTA</b>	DETROIT . . . . .48203. . . . .	RENU POWER TOOLS . . . . .	20163 JOHN R ST . . . . .	313-366-1570	
	<b>DETROIT . . . . .48234. . . . .</b>	<b>ELECTRIC TOOL &amp; SERVICE CO . . . . .</b>	<b>19442 CONANT AVE . . . . .</b>	<b>313-366-3830</b>	
	KALAMAZOO . . . . .49001. . . . .	KALAMAZOO ELECTRIC MOTOR INC. . . . .	414 MILLS ST. . . . .	269-345-7802	
<b>MISSISSIPPI</b>	MIDLAND . . . . .48640. . . . .	MID MICHIGAN REPAIR . . . . .	680 POSEYVILLE RD . . . . .	989-835-6014	
	MAPLE GROVE . . . . .55369. . . . .	GT TOOL CORPORATION. . . . .	11071 93RD AVE N STE C. . . . .	763-424-4019	
<b>MISSOURI</b>	MINNEAPOLIS . . . . .55407. . . . .	DEKO FACTORY SERVICE INC. . . . .	3048 BLOOMINGTON AVE S . . . . .	612-721-6651	
	MOSS POINT . . . . .39563. . . . .	WESCO . . . . .	3830 HWY 63 . . . . .	228-475-1955	
<b>MONTANA</b>	KANSAS CITY . . . . .64108. . . . .	HEATH SALES AND SERVICE INC. . . . .	518 E 16TH ST . . . . .	816-421-3330	
	SAINT CHARLES . . . . .63301. . . . .	TOOL SERVICE CENTER INC . . . . .	2431 RAYMOND DR. . . . .	636-940-2525	
	SPRINGFIELD . . . . .65802. . . . .	HD SUPPLY . . . . .	423 N BELCREST AVE . . . . .	417-831-0954	
	SPRINGFIELD . . . . .65810. . . . .	TEAM TOOLS LLC. . . . .	4560 S. CAMPBELL STE J . . . . .	417-881-8326	
	ST LOUIS . . . . .63139. . . . .	PM ELECTRIC CO INC. . . . .	5280 FYLER AVE . . . . .	314-351-4550	
	BILLINGS . . . . .59101. . . . .	ALLENS TOOL REPAIR . . . . .	115 5TH ST W . . . . .	406-248-3865	
	WHITEFISH . . . . .59937. . . . .	NORTHWEST TOOL REPAIR . . . . .	1000 BAKER AVE . . . . .	406-862-6275	
	<b>NEBRASKA</b>	GRAND ISLAND . . . . .68802. . . . .	PRECISION INDUSTRIES . . . . .	3224 LANGENHEDER ST. . . . .	308-382-6544
		LINCOLN . . . . .68508. . . . .	THE TOOL HOUSE . . . . .	2611 KIMCO DR . . . . .	402-476-6673
	<b>NEVADA</b>	LINCOLN . . . . .68521. . . . .	HD SUPPLY . . . . .	1720 ADAMS ST . . . . .	402-435-2996
OMAHA . . . . .68127. . . . .		FLOHR ELECTRIC SERVICE . . . . .	4356 S 90TH ST . . . . .	402-331-6863	
OMAHA . . . . .68138. . . . .		HD SUPPLY . . . . .	9950 S 134TH ST . . . . .	402-592-5220	
<b>NEW HAMPSHIRE</b>	LAS VEGAS . . . . .89109. . . . .	TOOL SERVICE CENTER INC . . . . .	2912 S HIGHLAND, STE C & D . . . . .	702-734-9161	
	SPARKS . . . . .89431. . . . .	INDUSTRIAL EQUIPMENT REPAIR . . . . .	310 KRESGE LN . . . . .	775-331-1032	
<b>NEW JERSEY</b>	AMHERST . . . . .03031. . . . .	POWER TOOL & FASTENER INC. . . . .	65 ROUTE 101 A . . . . .	603-673-2724	
	EXETER . . . . .03833. . . . .	MINUTEMAN TOOL REPAIR & SUPP . . . . .	57 EPPING RD . . . . .	603-778-7776	
<b>NEW MEXICO</b>	FAIR LAWN . . . . .07410. . . . .	BERGEN COUNTY MOTOR & TOOL C . . . . .	17 -16 RIVER RD. . . . .	201-796-3006	
	HAWTHORNE . . . . .07506. . . . .	ATLANTIC TOOL SYSTEMS INC . . . . .	170 5TH AVE. . . . .	973-238-0009	
	NEPTUNE . . . . .07753. . . . .	POWER TOOL COMPANY . . . . .	609 MEMORIAL DR . . . . .	732-776-8282	
<b>NEW YORK</b>	UNION . . . . .07083. . . . .	AIR & ELECTRIC TOOL SERVICE . . . . .	2240 RT 22 E. . . . .	908-241-6930	
	ALBUQUERQUE . . . . .87107. . . . .	NEW MEXICO TOOL COMPANY . . . . .	2715 4TH ST NW, STE 4 . . . . .	505-344-2571	
	ALBUQUERQUE . . . . .87107. . . . .	TELCO ELECTRIC INC. . . . .	2906 4TH ST NW . . . . .	505-345-2426	
<b>NORTH CAROLINA</b>	ALBUQUERQUE . . . . .87113. . . . .	COPPER STATE NUT & BOLT . . . . .	8401 WASHINGTON ST. NE . . . . .	505-797-3100	
	BINGHAMTON . . . . .13904. . . . .	HULBERT ELECTRICAL INC . . . . .	78 TRAVIS AVE . . . . .	607-724-3968	
	BROOKLYN . . . . .11204. . . . .	J & A REPAIR SHOP . . . . .	6206 20TH AVE. . . . .	718-232-5746	
	BROOKLYN . . . . .11208. . . . .	WHITE TOOL & SUPPLY INC . . . . .	3047-51 ATLANTIC AVE . . . . .	718-277-8844	
	BROOKLYN . . . . .11234. . . . .	THE TOOL HOUSE RENTAL INC . . . . .	1700 UTICA AVE . . . . .	718-743-6336	
	BUFFALO . . . . .14204. . . . .	UNITED ELECTRIC MOTORS INC . . . . .	106 MICHIGAN AVE. . . . .	716-855-1945	
	BUFFALO . . . . .14210. . . . .	SS ELECTRIC REPAIR SHOP INC . . . . .	2470 SENECA ST . . . . .	716-823-1232	
	GARDEN CITY PARK . . . . .11040. . . . .	EASTERN INDUSTRIAL EQUIPMENT . . . . .	2231 JERICHO TPKE . . . . .	516-741-3198	
	HORNELL . . . . .14843. . . . .	BRADLEY SUPPLY INC. . . . .	25 N TRANSIT RD . . . . .	607-324-4130	
	HUNTINGTON STATION 11746 . . . . .	A & T POWER TOOLS. . . . .	515 E JERICHO TPKE. . . . .	631-271-2141	
<b>NORTH DAKOTA</b>	MIDDLE VILLAGE . . . . .11379. . . . .	FORESTIERE POWER TOOL & EQUI . . . . .	62 02 64TH ST . . . . .	718-416-0378	
	NEW YORK . . . . .10019. . . . .	TP RENTAL SERVICES INC. . . . .	417 W 50TH ST . . . . .	212-713-1999	
	RENSSELAER . . . . .12144-5126	ALBANY BURNER CONTROL INC. . . . .	480 S ST, RT 9J S . . . . .	518-459-8856	
	SYRACUSE . . . . .13204. . . . .	RAMSING ELECTRIC REPAIRS INC. . . . .	914 EMERSON AVE . . . . .	315-468-1712	
	WAPPINGERS FALLS . . . . .12590. . . . .	BC ELECTRIC AND AIR CO LLC . . . . .	885 ROUTE 376 . . . . .	845-227-8289	
	ASHEVILLE . . . . .28801. . . . .	B & K TOOLS & SUPPLY INC. . . . .	268 BILTMORE AVE. . . . .	828-254-5763	
	CHARLOTTE . . . . .28206. . . . .	AMERICAN AUTO & TRUCK ELECTRIC . . . . .	632-646 ATANDO AVE. . . . .	704-333-0561	
	CHARLOTTE . . . . .28206. . . . .	PORTABLE TOOL SERVICE . . . . .	4010 N GRAHAM ST . . . . .	704-332-8337	
	GREENSBORO . . . . .27405. . . . .	TOOL REPAIR LLC. . . . .	807 HUFFMAN ST . . . . .	336-275-6124	
	RELEIGH . . . . .27603. . . . .	CHRIS SUPPLY CO. . . . .	1411F DIGGS DR . . . . .	919-833-4499	
DICKINSON . . . . .58601. . . . .	FIX IT SHOP . . . . .	316 21ST ST E . . . . .	701-225-0766		



A Metabo MasterService™ Service Center is a preferred warranty/repair service center providing knowledgeable, accurate and complete repairs in 5 days or less, and is a stocking source for all Metabo Power Tool spare parts.

<b>OHIO</b>	CINCINNATI	45202	CINCINNATI ELECTRICAL REPAIR	2023 ELM ST	513-621-2183	
	<b>CLEVELAND</b>	<b>44109</b>	<b>TRI COUNTY POWER TOOL INC</b>	<b>1300 BROOKPARK RD</b>	<b>216-398-6120</b>	
	CLEVELAND	44114	KAY-DEE AIR & ELECTRIC TOOL	5466 LAKE COURT	216-881-2565	
	COLUMBUS	43222	TRADESMAN TOOL SERVICE	127 N CENTRAL AVE	614-274-4357	
	DAYTON	45403	M & R ELEC MOTOR SERVICE	1516 E 5TH ST	937-222-6282	
	MAUMEE	43537	ELECTRIC TOOL & EQUIPMENT	3637 BRIARFIELD BLVD	419-867-7670	
	SHARONVILLE	45241	TOOL HOUSE, INC	11949 READING RD	513-821-3000	
	WILLOUGHBY	44094	THE TOOL SHOP INC	38130 AIRPORT HWY UNIT 4	440-946-9950	
	YOUNGSTOWN	44512	PENNSYLVANIA TOOL SALES	625 BEV RD	330-758-0845	
	YOUNGSTOWN	44515	POWER TOOL & SUPPLY CO	3699 LEHARPS RD	330-792-1487	
<b>OKLAHOMA</b>	ENID	73701	ENID ELEC MOTOR SERVICE INC	1410 N 4TH	580-234-8622	
	OKLAHOMA CITY	73106	WHITTON SUPPLY	1419 W. RENO	405-236-5561	
	OKLAHOMA CITY	73114	EDMOND TOOL REPAIR	13517 RAILWAY DR STE A	405-752-2655	
	TULSA	74120	AUTO BATTERY AND ELECTRIC	1026 E 4TH ST	918-584-5555	
<b>OREGON</b>	TULSA	74120	CK & W SUPPLY	8545 E 41ST ST	918-583-9151	
	EUGENE	97402	JIMS TOOL SERVICE	515 WILSON ST	541-344-1243	
<b>OREGON</b>	<b>PORTLAND</b>	<b>97214</b>	<b>CHARLES H DAY CO INC</b>	<b>602 SE 11TH AVE</b>	<b>503-232-1659</b>	
	<b>PENNSYLVANIA</b>	<b>DAINSVILLE</b>	<b>18038</b>	<b>HAFNER &amp; SON INC</b>	<b>1330 BLUE MOUNTAIN DR</b>	<b>610-978-8990</b>
<b>PENNSYLVANIA</b>	LATROBE	15650	LATROBE TOOL SERVICE INC	90 ATLAS RD	724-532-1411	
	MECHANICSBURG	17055	DRIVEKORE REPAIR	101 WESLEY DR	800-382-1311	
<b>metabo</b>	<b>WEST CHESTER</b>	<b>19380</b>	<b>METABO FACTORY SERVICE CENTER</b>	<b>1231 WILSON DR</b>	<b>610-436-5900</b>	
	YORK	17402	WOLF PNEUMATIC	440 MERIDAN LN	717-840-6865	
<b>RHODE ISLAND</b>	PROVIDENCE	02909	EASTERN TOOL LLC	421 HARTFORD AVE	401-621-6500	
<b>SOUTH CAROLINA</b>	CHARLESTON	29405	TRI COUNTY TOOL REPAIR CTR	1900 DISCHER ST	843-554-9005	
	MYRTLE BEACH	29577	COASTAL ELEC & REWINDING CO	928 OCEOLA ST	843-448-3586	
	WEST COLUMBIA	29169	MANNTOL & SUPPLY INC	802 CHRIS DR	803-252-7777	
<b>TENNESSEE</b>	<b>HENDERSONVILLE</b>	<b>37075</b>	<b>1-800 TOOL REPAIR</b>	<b>707 W MAIN ST</b>	<b>615-851-5490</b>	
	JACKSON	38301	SMITH TOOL SERVICE	908 S HIGHLAND AVE	731-427-4012	
<b>TEXAS</b>	KNOXVILLE	37917	BRADY TOOL SERVICE INC	2002 E MAGNOLIA AVE	865-546-7744	
	MEMPHIS	38104	JONES TOOL SERVICE	1314 MADISON AVE	901-726-0191	
	NASHVILLE	37210	HERMITAGE TOOL COMPANY INC	1034 4TH AVE S	615-254-0820	
	AMARILLO	79102	REIDS APPLIANCE SERVICE INC	906 GEORGIA	806-373-8812	
	BEAUMONT	77701	NEWTON TOOLS & HDWARE	620 MARTIN LUTHER KING PKWY	409-835-3979	
	EL PASO	79935	CO	11129 PELICANO DR	915-595-3111	
	EULESS	76040	NORTH TEXAS TOOL SERVICE INC	1118 S AIRPORT CIRCLE #140	817-399-8665	
	HOUSTON	77002	HYDRAULIC EQUIPMENT SERVICE	1011 ROTHWELL ST	713-228-9601	
	HOUSTON	77003	POWER TOOL SERVICE CO	3718 POLK ST	800-327-2156	
	HOUSTON	77003	TOOLTECH	3406 MCASHAN ST	713-229-8637	
<b>TEXAS</b>	<b>HOUSTON</b>	<b>77092</b>	<b>H &amp; H TOOL SERVICE INC</b>	<b>2307 MCALLISTER</b>	<b>713-682-8665</b>	
	LUBBOCK	79412	CAPROCK EQUIP SVC & SUPPLY INC	2112 50TH ST	806-747-9177	
	ODESSA	79764	MCCORD PUMP AND SUPPLY	3801 N COUNTY RD W	432-362-4611	
	SAN ANTONIO	78201	ROYALL MATTHIESSEN	446 CULEBRA AVE	210-734-4363	
	SAN ANTONIO	78205	ELECTRIC MOTOR SERV & SALES	1514 E COMMERCE ST	210-226-3462	
	WACO	76706	POWER TOOL REPAIR	6819 S 3RD STREET RD	254-662-5969	
	<b>UTAH</b>	MIDVALE	84047	E REPLACEMENT PARTS	7036 S HIGH TECH DR	866-802-6383
	S. SALT LAKE CITY	84115	HD SUPPLY	2503 S. 300 W	801-463-2770	
	<b>VERMONT</b>	ESSEX JUNCTION	05452	BURLINGTON TOOL REPAIR	3 KELLOGG RD	802-872-0051
	<b>VIRGINIA</b>	NORFOLK	23517	BRYAN ELECTRIC COMPANY	424 W 25TH ST	757-625-2525
RANDOLPH		23962	PHILLIPS TOOL REPAIR INC	22950 KINGS HWY	434-735-8229	
<b>WASHINGTON</b>	ROANOKE	24013	ROANOKE ARMATURE CO INC	110 8-1/2 ST SE	540-345-8741	
	ROANOKE	24017	KAMAN INDUSTRIAL TECHNOLOGIES	105 14TH ST NW	540-343-1515	
	ROANOKE	24017	RENT ALLS OF ROANOKE INC	604 11TH ST NW	540-345-0184	
	SINGERS GLEN	22850	KAUFFMAN TOOL	10706 MORNING VIEW RD	540-833-8393	
	BELLEVUE	98005	POWER TOOL SERVICE	12121 NORTHUP WAY STE 108	425-453-8015	
	BELLINGHAM	98229	NORTH WEST TOOL REPAIR	1667 OLD HWY 99 N	360-724-6982	
	SEATTLE	98125	TOOL PROS	10334 LAKE CITY WAY NE	206-525-6448	
	SPOKANE	99212	AIR ELECTRIC TOOLS & SERVICE	5603 E 3RD AVE	509-534-3698	
	<b>WEST VIRGINIA</b>	BECKLEY	25801	HUGHES SUPPLY CO	300 RURAL ACRES DR	304-252-1918
		HUNTINGTON	25701	LAWTER ELECTRIC MOTOR CO	202 ADAMS AVE	304-522-8297
<b>WISCONSIN</b>	HUNTINGTON	25701	MSC INDUSTRIAL SUPPLY	215 HAL GREER BLVD	304-529-4171	
	GREEN BAY	54301	POWER TOOL SERVICE CO	300 N WEBSTER AVE	920-437-2594	
	GREEN BAY	54304	BAY VERTE MACHINERY INC	975 PARKVIEW RD	920-336-7440	
	LA CROSSE	54601	LACKORE ELECTRIC MOTOR REPAIR	4102 MORMON COULEE CT	608-782-7635	
MANITOWOC	54220	SCHLEIS ELECTRIC INC	615 S 30TH ST	920-682-3878		

## Metabo Spare Parts List

MODEL NUMBER	ARMATURE	FIELD	CARBON BRUSHES	ELECTRONIC UNIT	SWITCH	CORD	OTHER	OTHER
AD75-16	310006220	311008880	316033740		343072460	655065000	635025000 (1)	635167000(2)
ASE18					316039220		316039210 (G)	
ASE18 LTX					343408800		316039210 (G)	
BE560 / BE561	316027110 (G)		316033870		343406370	655065000	635252000 (1)	635167000 (2)
BE751	310009410	311009830	316046960		343409240	655065000	635250000 (1)	635167000(2)
BE1020	310007850	311009840	316034970		343406880	655065000		
BE1100	310009430	311010930	316046960	343081180	343409250	655065000	635250000 (1)	635167000(2)
BE75-16	310006220	311008880	316033740		343072460	655065000	635250000 (1)	635167000(2)
BF18 LTX 90	316047560	311011150	316047580	316049680	316049680			
BFE9-90	310007730	311010230	316034930	343079420	343406730	655065000		
BHA18	316040500 (G)				343408190			
BHA18 LT / LTX	316049680 (I)							
BHE20	310008860	311010490	316039950		343408180	655064000		
BHE22	310007860	311009520	316034940		343407190	655064000		
BHE2243	310009600	311011110	316046950		343409240	655064000		
BHE24	310007850	311009830	316034960		343406880	655064000		
BHE-D24	310007870	311009830	316034940		343407510	655064000		
BS18 LT	317003670 (I)				343408750		316043180 (14)	
BS18 LT (602102000)	317004160 (I)				343409750		316049970 (14)	
BS18 LTX	317003690 (I)				343408750		316043190 (14)	
BS18 LTX BL	317004200 (I)			343083150	343409950		316051390 (14)	
BS18 LTX Impuls	310011160	311011790	343001180		343409700		316051370 (14)	
BS18 LTX Quick	317003690 (I)				343408750		316047160 (14)	
FSR200	310009080	311010640	316041170		343408380	655065000	339160730 (10)	
FSX200	310009080	311010640	316041170		343408380	655065000	339160720 (10)	344097650 (13)
G500	310008330	311009770	316034930		343406730	655065000		631949000 (9)
GA18 LTX	310010540	311011150	316049390		343082750		631949000 (9)	
GA18 LTX G	310010540	311011150	316049390		343082750		631949000 (9)	
GE 700	310007690	311009760	316034930	343076600	343406730	655065000	631949000 (9)	
GE710 Compact	310010700	311012240	316046900	343082850	343409640	655065000	631949000 (9)	
GE710 Plus	310010330	311012240	316046900	343082850	343409640	655065000	631949000 (9)	
GE 900	310008430	311009780	316034930	343077080	343406730	655065000	631949000 (9)	
GE950 G Plus	310011190	311009780	316044690	343082720	343409640	655065000	631949000 (9)	
H16-500				341148320 (H)	343082610	655064000		
H20-600				341148330 (H)	343082630	655064000		
H23-650				341148350 (H)	343082620	655064000		
H1600				341146840 (H)	343077790	344494260		
HE2000				341146860 (H)	343077800	344494260		
KHA24	310008850	311010480	316039820	343080690	343408300			
KHA36	310010640	311011760	316051830		343083100			
KHE24	310007850	311009830	316034960	343078080	343406880	655064000		
KHE2443	310009600	311011110	316046950		343409240	655064000		
KHE28	310007850	311009840	316034970	343078080	343406880	655064000		
KHE-D24	310007870	311009830	316034550		343407510	655064000		
KHE-D28	310007850	311009840	316034970	343078740	343407460	655064000		
KHE32	310008080	311009840	316032530	343078680	343406980	655064000		
KHE3250	310010250	311011740	316046960		343409380	655064000		
KHE54	310008660	311010320	316037530	343078680	343407550	655064000		
KHE55	310008660	311010320	316037530	343078680	343407550	655064000		
KHE56	310009320	311010860	316042650	343081360	343408100	655046000		
KHE75	310008660	311010320	316037420	343080770	343407550	655064000		

Notes: (A) Field & housing have additional plastic guarding, (B) AC only, (C) AC/DC, (D) AC conversion kit, (F) Motor/brush assembly, (G) Motor assembly, (H) Heat Element, (I) Cordless motor  
 Codes: (1) Chuck w/ Key, (2) Chuck Key, (3) Ram Blade, (4) Fixed Blade, (5) Foot Plate, (6) Roller Guide, (7) Flange nuts , (8) Cutting Blade, (9) Collet, (10) Sanding Pad/Plate, (11) Keyless Chuck, (12) Bit holder, (13) Brake ring, (14) Orbital gear transmission



MODEL NUMBER	ARMATURE	FIELD	CARBON BRUSHES	ELECTRONIC UNIT	SWITCH	CORD	OTHER	OTHER
KHE76	310009560	311010840	316042650	343081720	343408100	655064000		
KHE96	310009290	311010840	316042480	343081320	343408100	655064000		
KN6875	310002320	311007760 (A)	316033490		343404230	655065000	630202000 (3)	630203000 (4)
KNS18 LTX	310010390	311011150	316047580		316049680		341102310 (7)	341102280 (7)
KNSE12-150	310008790	311010410	316034930	343080330	343406740	655065000	343406740 (7)	
KSAP18	316038060 (I)				343407570			
KSA18 LTX	316034050 (G)				343407380			
LF724S	310008250	311009940	316034930		343406730	655064000	631660000 (4)	316028950 (5)
MAG28	310010240	316048290	316047580	316048290	316048290			
MAG32	310009700	311011160	316032100		343409320	344498160		
MAG50	310009710	311011140	316032100	316053630	343409860	344499480		
MHE56	310009320	311010860	316042650	343081360	343407670	655046000		
MHE65	310008660	311010320	316037420	343080770	343407550	655064000		
MHE96	310009290	311010840	316042480	343081320	343407670	655064000		
MFE30	310007820	311010220	316034930	343079360	343406740	655065000		
POWER GRIP II	317003400 (I)				343408390		316038040 (14)	
POWERMAXX	317003020 (I)				343407610		316039530 (14)	
PE7175	310007710	311009210	316033610	343075720	343404230	655065000		
PE12-175	310008640	311009890	316034930	343079520	343406740	655065000		
PSE1200	310008710	311010340	316037840		343407620	655065000	316037790 (5)	
PWE11-100	310009740	311011430	316042070	343082200	343408550	344498330		
RB18 LTX 60	316051440	311011150	316047580		343082750			
RBE12-180	310008790	311010410	316034930	343080330	343406740	655065000		
RF14-115	310009750	311010770	316046800	343082150	343409450	655065000		
RS14-125	310009750	311010770	316046800	343082150	343409450	655065000	341031290	341101480
RS17-125	310010300	311011770	316034690	343083820	343410670	655066000	341031290	341101480
S18LTX 115	310010390	311011150	316047580	316049680	316049680			
SB12 PLUS	317002670 (I)				343406890		316029870 (14)	
SB18 LT	317003670 (I)				343408750		316043170 (14)	
SB18 LT (602102000)	317004160 (I)				343409750		316049970 (14)	
SB18 LTX	317003690 (I)				343408750		316042990 (14)	
SB18 LTX BL	317004200 (I)			343083150	343409950		316053420 (14)	
SB18 LTX Impuls	310011160	311011790	343001180		343409700		316051380 (14)	
SBE13R	316027110 (G)		316033870		343406370	655065000	635250000 (1)	635167000 (2)
SBE560 / SBE561	316027110 (G)		316033870		343406370	655065000	635250000 (1)	635167000 (2)
SBE610	310008960	311010780	316043140		343408350	655065000	635250000 (1)	317003610 (G)
SBE660	310007860	311009820	316034940		343407190	655065000	635250000 (1)	635167000 (2)
SBE710	310009410	311009830	316046960		343409240	655065000	635250000 (1)	635167000 (2)
SBE750	310007870	311009830	316034940		343406930	655065000	635250000 (1)	635167000 (2)
SBE751 (600863620)	310009410	311009830	316046960		343409240	655065000	635250000 (1)	635167000 (2)
SBE1010 PLUS	310007850	311009840	316034970	343077520	343406880	655065000	636226000 (11)	
SBE1100	310009430	311010930	316046980		343409250	655065000	636226000 (11)	
SBP18 PLUS	317003100 (I)				343407530		316035270 (14)	
SBT15.6 PLUS	317002760 (F)				343406890		316029870 (14)	
SBZ18	316041980 (I)				343407600		316040570 (14)	
SE12-115	310008790	311010410	316034930	343080330	343406740	655065000		
SE2800	317003410 (G)		316039950		343408240	655064000		
SE4000	317003420 (G)		316039950		343408240	655064000		
SE5025R+L	310007130	311007140	316022880		343406720	655064000	344162490 (12)	
SE5040R+L	310007120	311007140	316022880		343406720	655064000	344162490 (12)	
SR20-23	317003040 (G)		316035030		343406020	655065000	316035020 (10)	

Notes: (A) Field & housing have additional plastic guarding, (B) AC only, (C) AC/DC, (D) AC conversion kit, (F) Motor/brush assembly, (G) Motor assembly, (H) Heat Element, (I) Cordless motor  
 Codes: (1) Chuck w/ Key, (2) Chuck Key, (3) Ram Blade, (4) Fixed Blade, (5) Foot Plate, (6) Roller Guide, (7) Flange nuts, (8) Cutting Blade, (9) Collet, (10) Sanding Pad/Plate, (11) Keyless Chuck, (12) Bit holder, (13) Brake ring, (14) Orbital gear transmission

# SPARE PARTS

MODEL NUMBER	ARMATURE	FIELD	CARBON BRUSHES	ELECTRONIC UNIT	SWITCH	CORD	OTHER	OTHER
SR356	310007530	311009680	316033690		343406020	655064000	339160230 (10)	
SR358	310007530	311009680	316033690		343406020	655064000	339160250 (10)	
SR4350	317002410 MOTOR ASSY		316033870		343406020	655064000	339160560 (10)	
SSP12	317003240 (I)				343407680			
SSD18	317003790 (I)				343408790			
SSD18 LT (602196000)	310010860	311011870	316054100		343410030			
SSW18	317003790 (I)				343408790			
SSW18 LT (602195000)	310010870	311011870	316054100		343410030			
STA18 LTX	316047710 (I)				343409090			
STA18 LTX 140	316050850 (I)			343082730	343082730			
STE70	310007900	316030110	316033910		343406950	655065000	316029620 (5)	316029880 (6)
STE135 PLUS	310007980	311009970	316034930	343077580	343406730	655064000	339129420 (5)	316037680 (6)
STEB135 PLUS	310007980	311009970	316034930	343077890	343406950	655064000	339129420 (5)	316037680 (6)
STEB140	310010130	311011510	316049070	343082560	343409540	655065000	315417650 (5)	316037660 (6)
SXE400	317002370 MOTOR ASSY				343079780	655065000	339160460 (10)	
SXE425	310007580	311009530	316033690	343076110	343406020	655065000	339160410 (10)	344094560 (13)
SXE425 XL	310007580	311009680	316033690		343406020	655064000	31156 (10)	
SXE450 DUO	310007580	311009680	316033690	343076210	343406020	655065000	631158000 (10)	344095060 (13)
SXE450 TURBOTEC	310008980	311010570	316033670	343080880	343406020	655065000	339160440 (10)	344097790 (13)
UHE22	310007870	311009830	316034940		343406930	655064000		
UHE2650	310009430	311010930	316046980	343082000	343409250	655064000		
UHE28 (600361420)	310007850	311009840	316034970	343078100	343406880	655064000		
UHE2850 Multi	310009430	311010930	316046980	343084200	343409250	655064000	316050870 (11)	
ULA14.4-18					343394770			
USE8	310007860	311009820	316034940		343407190	655064000	344162720 (12)	
W18-125 INOX	310010110	311011150	316047580	316049680	316049680		341031290	341101480
W18 LTX	310009690	311011150	316047580	343082060	343082060			
W18 LTX-115	316047560	311011150	316047580	316049680	316049680		341031290	341101480
W18 LTX-150	316047560	311011150	316047580	316049680	316049680		341031290	341101480
W680	310010180	311011490	316047440		343408260	655065000	341031290 (7)	341101480 (7)
W6-115	316040670	311010470	316039610		343408260	655065000		
W780	310010000	311011380	316047430		343408260	655065000	341031290 (7)	341101480 (7)
WP780	310010000	311011450	338055200		343409200	655065000	341031290 (7)	341101480 (7)
W7-115	310008880	311010260	316034930		343406730	655065000	341101480 (7)	341031290 (7)
W7-115 Quick	310008880	311010260	316034930		343406730	655065000	316023840 (7)	341031290 (7)
W7-125 Quick	310008880	311010260	316034930		343406730	655065000	316023840 (7)	341031290 (7)
W8-115 Quick	310009050	311010700	316046800		343408540	655065000	316023840 (7)	341031290 (7)
W8-125	310009050	311010700	316046800		343408540	655065000	341101480 (7)	341031290 (7)
W820 (606727420)	310010740	311011830	316047430		343408260	655065000	341101480 (7)	341031290 (7)
W820 (606728420)	310010820	311011830	316047430		343408260	655065000	341101480 (7)	341031290 (7)
WP8-115 Quick	310009050	311010700	316046800		343408580	655065000	316023840 (7)	341031290 (7)
WP8-125 Quick	310009050	311010700	316046800		343408580	655065000	316023840 (7)	341031290 (7)
WP820-115 (606729420)	310010740	311011850	316049670		343409200	655065000	341101480 (7)	341031290 (7)
WP820-125 (606730420)	310010820	311011850	316049670		343409200	655065000	341101480 (7)	341031290 (7)
W9-115	310010950	311011950	316055200		343410260	655065000	341031290 (7)	341101480 (7)
W9-115 Quick	310010950	311011950	316055200		343410260	655065000	341031290 (7)	316055450 (7)
W9-125	310010950	311011950	316055200		343410260	655065000	341031290 (7)	341101480 (7)
WP 9-115 Quick	310010950	311011950	316055200		343410260	655065000	341031290 (7)	316055450 (7)
WP 9-125 Quick	310010950	311011950	316055200		343410260	655065000	341031290 (7)	316055450 (7)

Notes: (A) Field & housing have additional plastic guarding, (B) AC only, (C) AC/DC, (D) AC conversion kit, (F) Motor/brush assembly, (G) Motor assembly, (H) Heat Element, (I) Cordless motor  
Codes: (1) Chuck w/ Key, (2) Chuck Key, (3) Ram Blade, (4) Fixed Blade, (5) Foot Plate, (6) Roller Guide, (7) Flange nuts , (8) Cutting Blade, (9) Collet, (10) Sanding Pad/Plate, (11) Keyless  
Chuck, (12) Bit holder, (13) Brake ring, (14) Orbital gear transmission



MODEL NUMBER	ARMATURE	FIELD	CARBON BRUSHES	ELECTRONIC UNIT	SWITCH	CORD	OTHER	OTHER
WE9-125 Quick (600269420)	310009070	311010720	316046800	343080960	343408550	55065000	316023840 (7)	341031290 (7)
WE9-125 Quick(600925420)	310007730	311010240	316034930	343077080	343406730	655065000	316023840 (7)	341031290 (7)
W10-125 Quick	310007760	311010200	316034930		343406740	655065000	316023840 (7)	341031290 (7)
W10-150 Quick	310007760	311010200	316034930		343406740	655065000	316023840 (7)	341031290 (7)
W1080-115	310010380	311011700	316051680		343409760	655065000	341031290 (7)	341101480 (7)
W1080-125	310010380	311011700	316051680		343409760	655065000	341031290 (7)	341101480 (7)
W1080-125 RT	310010380	311011750	316051680		343431170	655065000	341031290 (7)	341101480 (7)
WEV10-125 Quick	310010960	311011960	316055200	343083570	343410060	655065000	344130920 (7)	316055450 (7)
W11-125 Quick	310009160	311010740	316045820		343408540	655065000	316023840 (7)	341031290 (7)
W11-150 Quick	310009160	311010740	316045820		343408540	655065000	316023840 (7)	341031290 (7)
WA11-125 Quick	310009160	311010740	316045820		343408540	655065000	316023840 (7)	341147870 (7)
WP11-125 Quick	310009160	311010740	316045820		343408580	655065000	316023840 (7)	341031290 (7)
WB11-125 Quick	310009160	311010740	316045820		343408540	655065000	316042740 (7)	341031290 (7)
WB11-150 Quick	310009160	311010740	316045820		343408540	655065000	316042740 (7)	341031290 (7)
WP11-150 Quick	310009160	311010740	316045820		343408580	655065000	316023840 (7)	341031290 (7)
W12-125 Quick	310011010	311012000	316055220		343410280	655065000	344130920 (7)	316055450 (7)
W12-125 HD	310011010	311012000	316055220		343410100	344499600	344130920 (7)	341102470 (7)
W12-150 Quick	310011010	311012000	316055220		343410280	655065000	344130920 (7)	316055450 (7)
WP12-115 Quick	310011010	311012000	316055220		343410280	655065000	344130920 (7)	316055450 (7)
WP12-150 Quick	310011010	311012000	316055220		343410280	655065000	344130920 (7)	316055450 (7)
WPB12-125 Quick	310011130	311012000	316055220		343410280	655065000	344130920 (7)	316055450 (7)
WPB12-150 Quick	310011130	311012000	316055220		343410280	655065000	344130920 (7)	316055450 (7)
W14-125 Ergo	310008240	311010030	316034690		343407110	655065000	341101480 (7)	341031290 (7)
W14-150 Ergo	310008240	311010030	316034690		343407110	655065000	341101480 (7)	341031290 (7)
W14-150 Ergo Deadman	310008240	311010030	316034690		343407120	655065000	341101480 (7)	341031290 (7)
WE14-125 INOX Plus	310009750	311010770	316046800		343408550	655065000	316023840 (7)	341031290 (7)
WE14-125 Plus (600281420)	310009180	311010770	316046800	343081060	343408550	655065000	316023840 (7)	341031290 (7)
WE14-125 Plus (601426420)	310007820	311010220	316034930	343079360	343406740	655065000	316023840 (7)	341031290 (7)
WE14-125 VS (600292420)	310009180	311010770	316046800		343408550	655065000	316023840 (7)	341031290 (7)
WE14-125 VS (601426420)	310007820	311010220	316034930	343080100	343406740	655065000	316023840 (7)	341031290 (7)
WE14-150 Plus (VS)	310007820	311010220	316034930	343079360	343406740	655065000	316023840 (7)	341031290 (7)
WE14-150 Quick (600160420)	310009180	311010770	316046800	343081030	343408550	655065000	316023840 (7)	341031290 (7)
WE14-150 Quick (601451420)	310007820	311010220	316034930	343079380	343406740	655065000	316023840 (7)	341031290 (7)
WE1450-125 RT	310010620	311011710	316051680	343083260	343431170	655065000	341031290 (7)	341101480 (7)
WE1450-150 RT	310010620	311011710	316051680	343083260	343431170	655065000	341031290 (7)	341101480 (7)
WEF9-125	310011190	311012100	316046900	316051300	316051300	655065000	341031290 (7)	341101480 (7)
WEP14-150 Quick (601452420)	310007820	311010220	316034930	343079380	343406740	655065000	316023840 (7)	341031290 (7)
WEP14-150 Quick (600290420)	310009180	311010770	316046800		343408550	655065000	316023840 (7)	341031290 (7)
WEPA14-125 Quick	310009180	311010770	316046800		343408590	655065000	316023840 (7)	341031290 (7)
WEPA14-150 Quick	310009180	311010770	316046800		343408550	655065000		
WEPBA14-150 Quick	310010400	311011560	316046800	343083270	343409450	655065000		316031310 (7)
WE15-125 HD	310011020	311012270	316054850	343084120	343410290	344499590	344130920 (7)	341101408 (7)
WE15-150 Quick	310011020	311012270	316055220	343084120	343410290	344499590	344130920 (7)	316055450 (7)
WEV15-125 Quick	310011020	311012270	316055220	343082900	343410120	344499590	344130920 (7)	316055450 (7)
WEP15-150 Quick	310011020	311012270	316055220	343083760	343410180	344499590	344130920 (7)	316055450 (7)
WEV15-125 Quick HT	310011020	311012270	316055220	343082900	343082900	344499590	344130920 (7)	316055450 (7)
WEV15-125 Quick Inox	310011290	311012270	316055220	343082900	343410120	344499590	344130920 (7)	341101480 (7)
WEP17-150 Quick	310011020	311012010	316055220	343084070	343410180	344499690	344130920 (7)	316055450 (7)
WEPBA17-125 Quick	310011150	311012010	316055220	343084070	343410280	344499690	344130920 (7)	316055450 (7)
WEPBA17-150 Quick	310011150	311012010	316055220	343084070	343410280	344499690	344130920 (7)	316055450 (7)

Notes: (A) Field & housing have additional plastic guarding, (B) AC only, (C) AC/DC, (D) AC conversion kit, (F) Motor/brush assembly, (G) Motor assembly, (H) Heat Element, (I) Cordless motor  
Codes: (1) Chuck w/ Key, (2) Chuck Key, (3) Ram Blade, (4) Fixed Blade, (5) Foot Plate, (6) Roller Guide, (7) Flange nuts , (8) Cutting Blade, (9) Collet, (10) Sanding Pad/Plate, (11) Keyless Chuck, (12) Bit holder, (13) Brake ring, (14) Orbital gear transmission

# SPARE PARTS

MODEL NUMBER	ARMATURE	FIELD	CARBON BRUSHES	ELECTRONIC UNIT	SWITCH	CORD	OTHER	OTHER
WF18 LTX-125	310010540	311011150	316049390	343082750	343082750		341031290 (7)	341101480 (7)
WPS7-115 Quick	310008880	311010300	316034930		343406730	655065000	316023840 (7)	341031290 (7)
WPS7-125 Quick	310008880	311010300	316034930		343406730	655065000	316023840 (7)	341031290 (7)
WP7-115 Quick	310008880	311010300	316034930		343406730	655065000	316023840 (7)	341031290 (7)
WP7-125 Quick	310008880	311010300	316034930		343406730	655065000	316023840 (7)	341031290 (7)
WQ1000	310007740	311010190	316035510		343406740	655065000	341031160 (7)	316023660 (7)
W21-230	310007470	311009590	316034830		343406210	655066000		
W23-180	310007470	311009590	316034830		343406210	655066000		
W23-230	310007470	311009590	316034830		343406210	655066000		
W24-180	310009490	311009590	316046780		343409150	655066000		
W24-180 - Deadman	310009490	311009590	316046780		343409180	655066000		
W24-230	310009490	311009590	316046780		343409150	655066000		
W24-230 - Deadman	310009490	311009590	316046780		343409180	655066000		
W25-230	310007480	311009590	316034830		343406210	655066000		
W26-230	310009460	311009580	316046780		343409150	655066000		
W2000 (606418420)	310009730	311011200	316047490		343409150	655066000		
W2000 (606420420)	310009730	311011200	316047490		343409150	655066000		
W2030	310007470	316028400	316033840		343406210	655066000		
W2230	310007470	316028400	316033840		343406210	655066000		
W2280	310007470	316028400	316033840		343406210	655066000		
W2530	310007480	316028420	316033840		343406210	655066000		

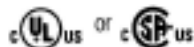
## Metabo Warranty Information

### OSHA U.S. Department of Labor Occupational Safety and Health Act

Metabo Power Tools are manufactured in compliance with all applicable standards and their latest amendments. Specifically, 1910 allowance for industrial use, and 1926 allowance for construction use.

### Listed Tools

Metabo Power Tools bearing the symbol of Underwriters' Laboratories, Inc. or Canadian Standards Association are listed by the testing laboratories as having complied with their standards for safety.



For more information concerning the conformance of our tools, please contact Metabo Technical Services at techserv@metabousa.com, or by calling 800-638-2264.

### Recommended Extension Cords

Metabo Power Tools operate efficiently within 110-120 volts. Improper cord sizing will cause a drop in voltage, resulting in loss of power, overheating, and possible damage to the tool. Determine the rated amp listing of your tool from the specification label on the tool, then use the chart below to determine the proper gage and length of cord to use.

Amp Rating	Cord Length (ft.)									
	25	50	100	150	200	250	300	400	500	
0-2	18	18	18	16	16	14	14	12	12	
2-3	18	18	16	14	14	12	12	10	10	
3-4	18	16	14	14	12	12	10	10		
4-5	18	16	14	12	10	10	10			
5-6	18	16	12	12	10	10				
6-8	16	14	12	10	10					
8-10	16	14	12	10						
10-12	16	14	10							
12-15	12	12	10							
15-20	10	10	10							

### Trade Associations

Metabo is associated with the following trade associations:



### Metabo Power Tools: Service and Warranty Program

All Metabo power tools have been carefully tested and inspected before shipment and are warranted to the original purchaser to be free from defects in workmanship and materials for period of 3-years (36 months) from original user's date of purchase. This limited warranty does not apply to accessories or damage that Metabo determines to be from misuse, alterations, abuse, normal wear and tear, lack of maintenance, accidents, or repairs made by or attempted by anyone other than Metabo authorized personnel. Valid proof of purchase such as a sales receipt is required to qualify for warranty programs.

### 30 Day Performance Guarantee

If in the first 30 days from purchase, a tool fails to perform to Metabo's performance specifications, return the tool to the original point of purchase. Metabo will replace the tool free of charge.

### 3-Year Limited Warranty

After the first 30 days from purchase, Metabo will replace or repair a power tool which upon inspection is determined to be defective in either workmanship or materials for a period of three 3-years (36 months) from original date of purchase. If a tool fails to perform to Metabo's factory specifications, the tool may be sent along with proof of purchase to Metabo's Corporate Service Center or one of our regionally located Authorized Service Centers. Please visit [www.metabousa.com](http://www.metabousa.com) for complete listing.

### Metabo MAX Repair Program

To help maintain the performance of your Metabo power tools and to reduce possible downtime, Metabo publishes a maximum repair cost for current models. The MMR program guarantees that you will not pay more than the published "MAX Repair" rate for that tool (the fee could be less if the repair is minor). The MMR program is independent of the Metabo warranty and applies to tools that are sent to Metabo's Corporate Service Center\*. MMR services include:

- Tear down inspection
- Cleaning and lubrication
- Replacement of any worn and/or damaged parts with genuine Metabo replacement parts
- Full performance and safety tests

For additional details and tool listing please contact Metabo at 800-638-2264

\*Metabo Corp. Repair Center  
1231 Wilson Drive  
West Chester, PA 19380

Rev 13.1-10/1/13







# metabo®

PROFESSIONAL POWER TOOL SOLUTIONS

**Manufacturer of quality power tools and abrasives.**

**Metabo Corporation**

1231 Wilson Drive, West Chester, PA 19380

Phone: 610-436-5900 or 800-638-2264

Fax: 800-638-2261

[info@metabousa.com](mailto:info@metabousa.com)

[www.metabousa.com](http://www.metabousa.com)

**Metabo Canada Inc.**

Phone: 905-624-5897 or 877-638-2261

Fax: 877-638-2269

[info@metabo.ca](mailto:info@metabo.ca)

[www.metabo.ca](http://www.metabo.ca)