

POWER TOOLS CATALOGUE 2013/14



12340 SE 345882 46,0013 658 2568

Milwaukee®

Nothing but **HEAVY DUTY**.™



Nothing but HEAVY DUTY.

INTRODUCTION

TO DEVELOP AND PRODUCE “NOTHING BUT HEAVY DUTY™” POWERTOOLS IS ONLY ONE PART OF THE MILWAUKEE® PROMISE.



These tools need to last day in and day out. For this reason, serviceability is incorporated into every tool produced.

All powertools leave the factory with a complete documentation package including instructions for use, listing of customer service centres and safety instructions.

Milwaukee® has a worldwide service network. Should a problem arise requiring assistance or support at short notice, you can rely on our service centres/agents worldwide.

The global network ensures that our customers' needs and requirements are shared to influence future product development.

Expertise and competence gained over many years ensures a fast and efficient professional repair service.

Milwaukee tools strive to meet and surpass all international and European standards and directives for both design and safety. Constant research and development programs aim to anticipate and fulfill future market trends in all regulatory and efficiency requirements. Milwaukee is, amongst others, an active member of EPTA (European power tool association) and so is proudly aligned to all industry measurement standards agreed by the organization.

INTRODUCTION

EXPERIENCE THE HEAVY DUTY DIFFERENCE

TOOLS BUILT TO DO THE JOB BETTER.

At Milwaukee®, Heavy Duty is more than just a slogan. It is a promise to offer the best to professional users. Milwaukee® engineers don't just design tools.

They design tools to get the job done better, faster, reliably and safely.

www.milwaukeetool.co.uk

ALL YOU HAVE TO DO TO TAKE ADVANTAGE OF OUR EXTRA WARRANTY OFFER IS TO REGISTER ONLINE. NOTHING BUT HEAVY DUTY™



HEAVY DUTY WARRANTY:



From 1 year to 3 years: Milwaukee® Offers a 3 Year warranty. Now with 2 year warranty on all REDLITHIUM-ION™ batteries.

Every Milwaukee® tool is tested according to a comprehensive certified process before leaving the factory and is warranted to be "Nothing but HEAVY DUTY™" qualified.



At Milwaukee® we take great pride in the products and services we offer to our professional customers. With this in mind we are pleased to offer additional protection by extending our warranty conditions to 3 years.

This service is available to you at no cost if you register your new Milwaukee® power tool within 30 days of the purchase date.

All you need to do in order to receive this Milwaukee® service: register your tool online!

Follow the link on www.milwaukeetool.co.uk

Our Milwaukee® service is only available in those countries listed on our warranty registration website.

The extended warranty offer excludes products used in the hire industry, rechargeable battery packs, battery chargers and accessories supplied.

Please ring +44 (0)1628 894400 for questions regarding our warranty policy in relation to hire products.

M12 FUEL

DRIVEN TO OUTPERFORM.™



POWERSTATE™ BRUSHLESS MOTOR

- Milwaukee® designed and built brushless motor
- Out-performs all leading competitors
- Up to 10x longer motor life



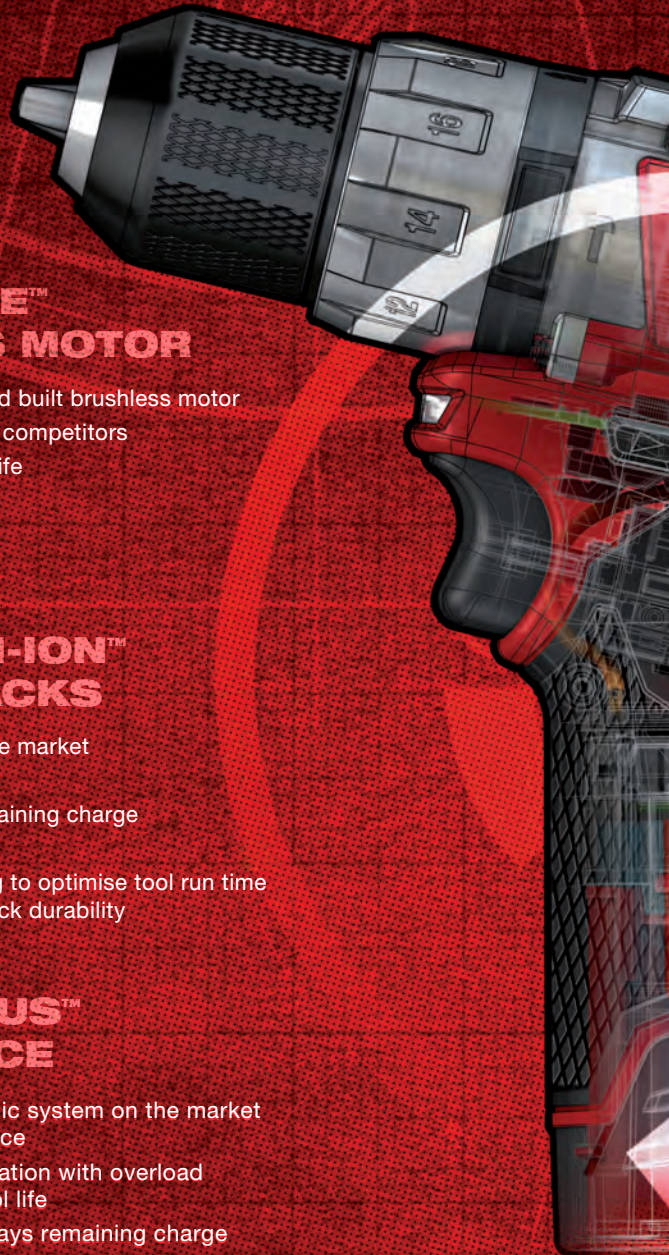
REDLITHIUM-ION™ BATTERY PACKS

- Most durable pack on the market
- Up to 2x more run time*
- Fuel gauge displays remaining charge
- Operates down to -18°C
- Individual cell monitoring to optimise tool run time and ensure long term pack durability



REDLINK PLUS™ INTELLIGENCE

- Most advanced electronic system on the market for maximum performance
- Total system communication with overload protection increases tool life
- Built-in fuel gauge displays remaining charge



UP TO

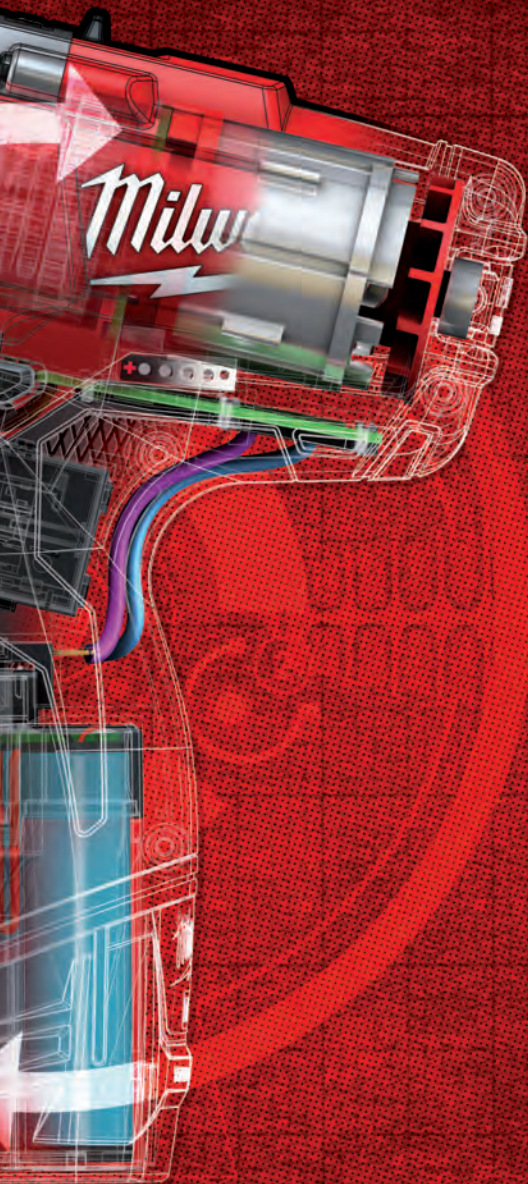
10X
LONGER
MOTOR LIFE*

UP TO

2X
MORE
POWER*

UP TO

2X
MORE
RUN TIME*



ALSO AVAILABLE:



M12 CD
M12 FUEL™ compact
2-speed driver



M12 CDD
M12 FUEL™ 2- speed
compact drill driver



M12 CPD
M12 FUEL™ 2- speed
compact percussion drill



M12 CID
M12 FUEL™ 1/4" Hex
compact impact driver



M12 CIW14
M12 FUEL™ compact
1/4" impact wrench



M12 CIW38
M12 FUEL™ compact
3/8" impact wrench

* Compared with competitive Li-Ion technology and/or previous Milwaukee® battery technology. Results dependent on voltage, tool and application.

M12 CPD

M12 FUEL™ 2-SPEED COMPACT PERCUSSION DRILL

- Milwaukee® designed and built brushless POWERSTATE™ motor for up to 10x motor life and up to 25% more power
- REDLINK PLUS™ intelligence system delivers the most advanced digital overload protection for tool and battery and uniquely enhances the tool performance under load
- REDLITHIUM-ION™ battery pack delivers up to 2x more run-time, up to 20% more power, up to 2x more battery life and operates better down to -18C° than other lithium-ion technologies
- Fuel gauge displays remaining charge
- Individual battery cell monitoring optimises tool run time and ensures long term pack durability
- Brightest LED workspace illumination



	M12 CPD-202C	M12 CPD-402C
Battery pack capacity (Ah)	2.0	4.0
No. of batteries supplied	2	2
Charger supplied	40 min	80 min
No load speed gear 1 (rpm)	0 - 450	0 - 450
No load speed gear 2 (rpm)	0 - 1700	0 - 1700
Chuck capacity (mm)	13	13
Max. drilling wood (mm)	25	25
Max. drilling steel (mm)	13	13
Max. drilling masonry (mm)	13	13
Max. percussion rate (bpm)	25,550	25,550
Max. torque (Nm)	37	44
Weight with battery pack (kg)	1.3	1.5
Supplied in	Kitbox	Kitbox
Article Number	4933440498	4933441117

M12 CDD

M12 FUEL™ 2-SPEED COMPACT DRILL DRIVER

- Milwaukee® designed and built brushless POWERSTATE™ motor for up to 10x motor life and up to 25% more power
- REDLINK PLUS™ intelligence system delivers the most advanced digital overload protection for tool and battery and uniquely enhances the tool performance under load
- REDLITHIUM-ION™ battery pack delivers up to 2x more run-time, up to 20% more power, up to 2x more battery life and operates better down to -18C° than other lithium-ion technologies
- Fuel gauge displays remaining charge
- Individual battery cell monitoring optimises tool run time and ensures long term pack durability
- Brightest LED workspace illumination



	M12 CDD-202C	M12 CDD-402C
Battery pack capacity (Ah)	2.0	4.0
No. of batteries supplied	2	2
Charger supplied	40 min	80 min
No load speed gear 1 (rpm)	0 - 450	0 - 450
No load speed gear 2 (rpm)	0 - 1700	0 - 1700
Chuck capacity (mm)	13	13
Max. drilling wood (mm)	25	25
Max. drilling steel (mm)	13	13
Max. torque (Nm)	37	44
Weight with battery pack (kg)	1.3	1.5
Supplied in	Kitbox	Kitbox
Article Number	4933440572	4933441115

M12 CD

M12 FUEL™ COMPACT 2-SPEED DRIVER

- Milwaukee® designed and built brushless POWERSTATE™ motor for up to 10x motor life and up to 25% more power
- REDLINK PLUS™ intelligence system delivers the most advanced digital overload protection for tool and battery and uniquely enhances the tool performance under load
- REDLITHIUM-ION™ battery pack delivers up to 2x more run-time, up to 20% more power, up to 2x more battery life and operates better down to -18C° than other lithium-ion technologies
- Fuel gauge displays remaining charge
- Individual battery cell monitoring optimises tool run time and ensures long term pack durability
- Brightest LED workspace illumination



	M12 CD-202C
Battery pack capacity (Ah)	2.0
No. of batteries supplied	2
Charger supplied	80 min
No load speed gear 1 (rpm)	0 - 450
No load speed gear 2 (rpm)	0 - 1700
Tool reception	1/4" Hex
Max. drilling wood (mm)	25
Max. drilling steel (mm)	10
Max. torque (Nm)	37
Weight with battery pack (kg)	1.2
Supplied in	Kitbox
Article Number	4933440568

M12 CID

M12 FUEL™ 1/4" HEX COMPACT IMPACT DRIVER

- Milwaukee® designed and built brushless POWERSTATE™ motor for up to 3x motor life and up to 20% more power
- REDLINK PLUS™ intelligence system delivers the most advanced digital overload protection for tool and battery and uniquely enhances the tool performance under load
- The Milwaukee® DRIVE CONTROL™ allows the user to shift into different speed and torque settings to maximize application versatility
- Mode 1 for precision work (0 - 1200 rpm, 19 Nm of torque, 0 - 2700 ipm)
- Mode 2 delivers maximum performance for the toughest applications (0 - 2650 rpm, 135 Nm of torque, 0 - 3550 ipm)
- REDLITHIUM-ION™ battery pack delivers up to 2x more run-time, up to 20% more power, up to 2x more battery life and operates better down to -18C° than other lithium-ion technologies
- 1/4" Hex drive with click lock for single hand loading of bit
- Fuel gauge displays remaining charge
- Brightest LED workspace illumination



	M12 CID-202C
Battery pack capacity (Ah)	2.0
No. of batteries supplied	2
Charger supplied	40 min
No load speed (rpm)	1200/2650
Tool reception	1/4" Hex
Impact rate (ipm)	2700/3550
Max. torque (Nm)	19/135
Weight with battery pack (kg)	1.0
Supplied in	Kitbox
Article Number	4933440574

M12 CIW14

M12 FUEL™ COMPACT ¼" IMPACT WRENCH

- Milwaukee® designed and built brushless POWERSTATE™ motor for longer motor life and up to 20% more power
- REDLINK PLUS™ intelligence system delivers the most advanced digital overload protection for tool and battery and uniquely enhances the tool performance under load
- The Milwaukee® DRIVE CONTROL™ allows the user to shift into different speed and torque settings to maximize application versatility
- Mode 1 for precision work (0 – 1200 rpm, 13 Nm of torque, 0 - 3000 ipm)
- Mode 2 delivers maximum performance for the toughest applications (0 – 2650 rpm, 56 Nm of torque, 0 - 4000 ipm)
- REDLITHIUM-ION™ battery pack delivers up to 2x more run-time, up to 20% more power, up to 2x more battery life and operates better down to -18C° than other lithium-ion technologies
- Brightest LED workspace illumination



M12 CIW14-202C

Battery pack capacity (Ah)	2.0
No. of batteries supplied	2
Charger supplied	40 min
No load speed (rpm)	1200/2650
Tool reception	¼" square
Impact rate (ipm)	3000/4000
Max. torque (Nm)	13/56
Weight with battery pack (kg)	1.0
Supplied in	Kitbox
Article Number	4933440576

M12 CIW38

M12 FUEL™ COMPACT ⅜" IMPACT WRENCH

- Milwaukee® designed and built brushless POWERSTATE™ motor for longer motor life and up to 20% more power
- REDLINK PLUS™ intelligence system delivers the most advanced digital overload protection for tool and battery and uniquely enhances the tool performance under load
- The Milwaukee® DRIVE CONTROL™ allows the user to shift into different speed and torque settings to maximize application versatility
- Mode 1 for precision work (0 – 1200 rpm, 23 Nm of torque, 0 - 2650 ipm)
- Mode 2 delivers maximum performance for the toughest applications (0 – 2650 rpm, 158 Nm of torque, 0 - 3500 ipm)
- REDLITHIUM-ION™ battery pack delivers up to 2x more run-time, up to 20% more power, up to 2x more battery life and operates better down to -18C° than other lithium-ion technologies
- Brightest LED workspace illumination



M12 CIW38-202C

Battery pack capacity (Ah)	2.0
No. of batteries supplied	2
Charger supplied	40 min
No load speed (rpm)	1200/2650
Tool reception	⅜" square
Impact rate (ipm)	2650/3500
Max. torque (Nm)	23/158
Weight with battery pack (kg)	1.0
Supplied in	Kitbox
Article Number	4933440578



C12 PD M12™ 2-SPEED PERCUSSION DRILL

- 10 mm single sleeve chuck for quick change of a complete range of accessories
- 18 stage torque adjustment plus additional drilling for maximum flexibility
- REDLINK™ overload protection electronics in tool and battery pack deliver best in class system durability
- Slimline soft grip handle
- Built in LED light illuminates the work surfaces
- Fuel gauge displays remaining battery charge state



	C12 PD-202C
Battery pack capacity (Ah)	2.0
No. of batteries supplied	2
Charger supplied	40 min
No load speed gear 1 (rpm)	0 - 400
No load speed gear 2 (rpm)	0 - 1500
Chuck capacity (mm)	10
Max. drilling wood (mm)	22
Max. drilling steel (mm)	10
Max. drilling masonry (mm)	7
Max. percussion rate (bpm)	22,500
Max. torque (Nm)	32
Weight with battery pack (kg)	1.3
Supplied in	Kitbox
Article Number	4933441188

C12 DD M12™ 2-SPEED DRILL DRIVER

- 10 mm single sleeve chuck for quick and easy change of a full range of accessories
- 21 stage torque adjustment plus additional drilling for maximum flexibility
- REDLINK™ overload protection electronics in tool and battery pack deliver best in class system durability
- Slimline soft grip handle
- Built in LED light illuminates the work surface
- Fuel gauge displays remaining battery charge state



	C12 DD-202C
Battery pack capacity (Ah)	2.0
No. of batteries supplied	2
Charger supplied	40 min
No load speed gear 1 (rpm)	0 - 400
No load speed gear 2 (rpm)	0 - 1500
Chuck capacity (mm)	10
Max. drilling wood (mm)	22
Max. drilling steel (mm)	10
Max. torque (Nm)	30
Weight with battery pack (kg)	1.2
Supplied in	Kitbox
Article Number	4933441183

C12 D M12™ SINGLE SPEED DRIVER

- Milwaukee® high performance compact screw driver measures 160 mm in length making it ideal for working within confined spaces
- Heavy duty full metal gearbox and gears for superior durability and maximum torque
- ¼" Hex chuck for quick easy one handed bit change
- REDLINK™ overload protection electronics in tool and battery pack deliver best in class system durability
- 15 stage torque adjustment plus additional drilling for maximum flexibility
- Slimline soft grip handle
- Built in LED light illuminates the work surface



	C12 D-202C
Battery pack capacity (Ah)	2.0
No. of batteries supplied	2
Charger supplied	40 min
No load speed (rpm)	0 - 500
Tool reception	¼" Hex
Max. drilling wood (mm)	16
Max. drilling steel (mm)	10
Wood screws to (mm)	6
Max. torque (Nm)	20
Weight with battery pack (kg)	1.0
Supplied in	Tool bag
Article Number	4931441874

C12 ID M12™ IMPACT DRIVER

- Milwaukee® high performance compact impact driver measuring 165 mm in length making it ideal for working within confined spaces
- Heavy duty full metal gearbox and gears for superior durability and maximum torque
- REDLINK™ overload protection electronics in tool and battery pack deliver best in class system durability
- Impact mechanism increases driving speed to a category leading 2000 rpm
- Delivers 3000 ipm for increases productivity
- ¼" Hex chuck for quick easy one handed bit change
- Slimline soft grip handle
- Built in LED light illuminates the work surface



	C12 ID-0	C12 ID-202C
Battery pack capacity (Ah)	-	2.0
No. of batteries supplied	0	2
Charger supplied	-	40 min
No load speed (rpm)	0 - 2000	0 - 2000
Impact rate (ipm)	0 - 3000	0 - 3000
Tool reception	¼" Hex	¼" Hex
Max. torque (Nm)	96	96
Weight with battery pack (kg)	-	1.1
Supplied in	-	Kitbox
Article Number	4933411930	4933441802

C12 IW M12™ IMPACT WRENCH

- Milwaukee® high performance compact impact wrench measuring 165 mm in length makes it ideal for working within confined spaces
- Heavy duty full metal gearbox and gears for superior durability and maximum torque
- REDLINK™ overload protection electronics in tool and battery pack deliver best in class system durability
- Impact mechanism increases driving speed to a category leading 2000 rpm with 136 Nm of torque
- Delivers 3000 ipm for increases productivity
- ½" square drive for use with universal sockets
- Slimline soft grip handle
- Built in LED light illuminates the work surface



	C12 IW-0	C12 IW-202C
Battery pack capacity (Ah)	-	2.0
No. of batteries supplied	0	2
Charger supplied	-	40 min
No load speed (rpm)	0 - 2000	0 - 2000
Tool reception	½" square	½" square
Impact rate (ipm)	0 - 3000	0 - 3000
Max. torque (Nm)	136	136
Weight with battery pack (kg)	-	1.0
Supplied in	-	Kitbox
Article Number	4933411990	4933441248

M12 IR M12™ IMPACT RATCHET

- Best in class power and speed
- 47 Nm of torque and a no load speed of 250 rpm
- Variable speed metal paddle switch trigger - provides greater user control during application
- Compact ID - ideal for tight spaces and small engine bays
- Reinforced housing - provides high durability similar to steel ratchets
- On board fuel gauge and LED light - added user convenience and illumination in low lit working conditions
- REDLINK™ overload protection electronics in tool and battery pack deliver best in class system durability



	M12 IR (1/4")	M12 IR (3/8")
Battery pack capacity (Ah)	1.5	1.5
No. of batteries supplied	1	1
Charger supplied	30 min	30 min
Tool reception	¼" square	¾" square
Max. torque (Nm)	40	47
No load speed (rpm)	0 - 250	0 - 250
Length (mm)	274	274
Weight with battery pack (kg)	0.9	0.9
Supplied in	Tool bag	Tool bag
Article Number	4933431270	4933431280

C12 RAD M12™ RIGHT ANGLE DRILL

- Long soft grip trigger for comfortable working in any situation
- 10 mm single sleeve chuck for quick and easy change of a full range of accessories
- REDLINK™ overload protection electronics in tool and battery pack deliver best in class system durability
- Forward and Reverse function
- Heavy-Duty full metal gearbox and gears for superior durability and maximum torque
- Slimline soft grip handle



	C12 RAD-0	C12 RAD-202C
Battery pack capacity (Ah)	-	2.0
No. of batteries supplied	0	2
Charger supplied	-	40 min
No load speed (rpm)	0 - 800	0 - 800
Chuck capacity (mm)	10	10
Max. drilling wood (mm)	22	22
Max. drilling steel (mm)	10	10
Max. torque (Nm)	12	12
Weight with battery pack (kg)	-	1.1
Supplied in	-	Tool bag
Article Number	4933416900	4933441218

M12 H M12™ COMPACT SDS HAMMER DRILL

- Ergonomically designed, compact and light weight allows for work in tight spaces and reduces fatigue during all day use
- L-shape, 2 mode hammer drill for hammer & rotary drilling for maximum versatility
- REDLINK™ overload protection electronics in tool and battery pack deliver best in class system durability
- Low vibration at 6.7 m/s²
- Optimised hammer drilling up to 4 - 8 mm (max 13 mm)
- LED Light illuminates work space in dark areas



	M12 H-0	M12 H-402C
Battery pack capacity (Ah)	–	4.0
No. of batteries supplied	0	2
Charger supplied	–	80 min
Tool reception	SDS-Plus	SDS-Plus
Blow energy [EPTA][J]	0.9	0.9
Max. drilling wood (mm)	10	10
Max. drilling steel (mm)	8	8
Max. drilling concrete (mm)	13	13
Vibration drilling (m/s²)	6.7	6.7
Weight with battery pack (kg)	–	1.8
Supplied in	–	Kitbox
Article Number	4933431355	4933443161

M12 DE M12™ UNIVERSAL HAMMER VAC

- Fits all Milwaukee® SDS-plus and the majority of competitor's drills between 43-59 mm neck size
- Multi functionality - can be used as a dedicated dust extraction as well as a hand held vac
- HEPA filter: 99.7 % efficient
- Automatic 5 sec switch off time delay to ensure dust from drilled hole is completely cleaned
- Right or left mounting
- Fuel gauge displays remaining battery charge state
- REDLINK™ overload protection electronics in tool and battery pack deliver best in class system durability
- Supplied with 3 x side handles



	M12 DE-0C	M12 DE-201C
Battery pack capacity (Ah)	–	2.0
No. of batteries supplied	0	1
Charger supplied	–	40 min
Max. drill bit diameter (mm)	4 - 16	4 - 16
Max. drilling depth (mm)	120	120
Weight with battery pack (kg)	–	1.7
Supplied in	Kitbox	Kitbox
Article Number	4933440510	4933440500

C12 RT M12™ ROTARY TOOL

- Variable speed (5000 - 32,000 rpm)
- Versatile application range
- 0.8 mm – 3.2 mm collet fits all current accessories in the market
- Spindle lock mechanism for easy accessory changes
- Superior ergonomics and lightweight
- Tool belt portable at only 240 mm long and less than 0.6 kg
- REDLINK™ overload protection electronics in tool and battery pack deliver best in class system durability
- Fuel gauge displays remaining battery charge state



	C12 RT-0
Battery pack capacity (Ah)	–
No. of batteries supplied	0
Charger supplied	–
No load speed (rpm)	5000 - 32,000
Collet capacity (mm)	0.8 / 1.6 / 2.4 / 3.2
Supplied in	–
Article Number	4933427183

C12 MT M12™ MULTI-TOOL

- Variable speed (5000 - 20,000 rpm) and 1.5° left/right oscillation movement allows quick completion of professional applications into materials such as metal, wood and plastic
- Versatile cordless solution for cutting and removal applications
- REDLINK™ overload protection electronics in tool and battery pack deliver best in class system durability
- Will accept competitor accessories
- Supplied with an adapter, plunge cut blade OSC 112, sanding backing pad, 5 x sanding sheets
- Fuel gauge displays remaining battery charge state



	C12 MT-0	C12 MT-402C
Battery pack capacity (Ah)	–	4.0
No. of batteries supplied	0	2
Charger supplied	–	80 min
Oscillation angle left/ right (°)	1.5	1.5
No load speed (rpm)	5000 - 20,000	5000 - 20,000
Weight with battery pack (kg)	–	1.2
Supplied in	–	Kitbox
Article Number	4933427180	4933441708

M12 BS M12™ CORDLESS BANDSAW

- One handed tool operation - only 3.2 Kg. Compact light weight design for cutting with one hand, overhead in existing installations and in tight spaces
- Versatility - cuts a multitude of materials: steel, stainless steel, copper, plastic, aluminium
- Fully enclosed guard system - new blade cover system protects the end-user from blade contact whilst still ensuring quick and easy blade changes
- Cold cutting - spark and burr free
- Clean cut - balanced handle design combined with 8-large ball bearing blade supports provide best in class cut quality
- REDLINK™ overload protection electronics in tool and battery pack deliver best in class system durability
- Supplied with a 18 Tpi blade
- Fuel gauge displays remaining battery charge state
- Built in LED light illuminates the work surface



	M12 BS-0	M12 BS-402C
Battery pack capacity (Ah)	-	4.0
No. of batteries supplied	0	2
Charger supplied	-	80 min
No load speed (rpm)	0 - 85	0 - 85
Max. cutting capacity (mm)	41 x 41	41 x 41
Blade length (mm)	687	687
Weight with battery pack (kg)	-	3.2
Supplied in	-	Kitbox
Article Number	4933431310	4933441805

M12 JS M12™ JIGSAW

- New-to-world hybrid grip design - combines the best features from both top handle and barrel grip jigsaw design to provide superior cut control and balance
- Smooth cut - minimal vibration during cutting provides ultra smooth performance
- Non marking shoe - a non marking shoe comes as standard to protect work surfaces from scratching
- Precision roller guide - the durable roller guide is positioned close to the work piece to provide end user control and reduce blade deviation
- Line of sight - the compact tool ID improves cut line visibility
- REDLINK™ overload protection electronics in tool and battery pack deliver best in class system durability
- LED light - provides user visibility both sides of the cut line, ideal for working in low lit areas
- Tool free bevel facility - quick and easy bevel adjustment up to 45 degrees without the use of tools
- Variable speed - electronic trigger speed control provides end user flexibility and control
- Over mould grip areas - for prolonged end user comfort
- QUICK-LOK T-Shank blade clamp - secure tool free blade and accessory swap out



	M12 JS-0	M12 JS-402C
Battery pack capacity (Ah)	-	4.0
No. of batteries supplied	0	2
Charger supplied	-	80 min
No load stroke rate (spm)	0 - 2800	0 - 2800
Stroke length (mm)	19	19
Weight with battery pack (kg)	-	2.1
Supplied in	-	Tool bag
Article Number	4933431305	4933441703

C12 HZ M12™ HACKZALL

- Milwaukee® high performance compact one handed use hack saw, measuring only 280 mm in length, making it ideal for working within confined spaces
- Milwaukee® patented FIXTEC clamp for fast and easy keyless blade change
- Built in LED light illuminates the work surface
- Fuel gauge displays remaining battery charge state
- REDLINK™ overload protection electronics in tool and battery pack deliver best in class system durability



	C12 HZ-0	C12 HZ-202C
Battery pack capacity (Ah)	-	2.0
No. of batteries supplied	0	2
Charger supplied	-	40 min
No load stroke rate (spm)	0 - 3000	0 - 3000
Stroke length (mm)	13	13
Weight with battery pack (kg)	-	1.2
Supplied in	-	Kitbox
Article Number	4933411925	4933441198

C12 PC M12™ COPPER PIPE CUTTER

- Milwaukee® high performance 500 rpm motor cuts 12 mm copper pipe in less than 3 seconds
- Auto locking cut mechanism cuts installed copper tubing with as little as 37 mm clearance
- Auto adjusting jaws – automatically adjust to pipe size
- All metals sealed front end – rust and corrosion resistant cut heat
- Slimline soft grip handle
- Built in LED light illuminates the work surface
- Fuel gauge displays remaining battery charge state
- REDLINK™ overload protection electronics in tool and battery pack deliver best in class system durability



	C12 PC-0
Battery pack capacity (Ah)	-
No. of batteries supplied	0
Charger supplied	-
copper tubes (mm)	12, 15, 18, 22, 25, 28
Minimum space for tube cutting (mm)	80
Length (mm)	360
Weight with battery pack (kg)	1.5
Supplied in	-
Article Number	4933411920

C12 PN M12™ PALM NAILER

- Professional power effectively drives 100 mm framing nails in less than 3 seconds
- Superior ergonomics – user-preferred palm style grip provides outstanding comfort and control
- Fits into locations where a hammer cannot be swung
- Increased run-time: drives up to 100 90mm nails on a single charge
- REDLINK™ overload protection electronics in tool and battery pack deliver best in class system durability



	C12 PN-0
Battery pack capacity (Ah)	–
No. of batteries supplied	0
Charger supplied	–
Max. percussion rate (bpm)	2700
Max. nail size (mm)	100
Weight with battery pack (kg)	1.6
Supplied in	–
Article Number	4933427182

C12 BL2 M12™ PLUMB BOB LASER

- The first box laser on the market to integrate a power tool battery increasing the versatility and usage in conjunction with other tools in the range
- Increased accuracy over manual methods with levels of 0.2 mm per meter
- Automatic levelling to +/- 0.2 mm per meter increases speed and accuracy
- High strength magnets located on the rear of the unit for use with metal stud work and tracking
- Out of level indicator: laser dot will blink to demonstrate that it is out of level by +/- 4 degrees
- Easy use one button operation
- Supplied with a carrying pouch



	C12 BL2-0
Battery pack capacity (Ah)	–
No. of batteries supplied	0
Charger supplied	–
Laser classification	Class 2
Accuracy (mm/m)	+/- 0.2 mm over 1 m
Range (m)	30
Weight with battery pack (kg)	0.6
Supplied in	–
Article Number	4933416240

C12 PP M12™ POWERPORT

- Convenient charger for mobile equipment
- 12V DC & USB ports for a variety of charging cables
- Charge status LED displays current charge status of equipment
- Electronic overload protection - protects the powerport & battery from excessive draw
- REDLINK™ overload protection electronics in tool and battery pack deliver best in class system durability



	C12 PP-0
Battery pack capacity (Ah)	–
No. of batteries supplied	0
Charger supplied	–
Dimensions (mm)	125 x 53 x 58
Weight with battery pack (kg)	0.3
Supplied in	–
Article Number	4933416560

M12 GG M12™ GREASE GUN

- Powerful 12 V motor delivers over 562 bar max operating pressure
- Best in class run-time - dispenses up to 7 cartridges per charge
- Superior handle balance and ergonomics - only 355 mm long and 3.2 kg
- Integrated hose storage, shoulder strap loop and LED Fuel™ gauge - added user convenience and less down time
- REDLINK™ overload protection electronics in tool and battery pack deliver best in class system durability
- Air bleeder valve - priming mechanism for quick flow
- Bulk filler valve
- Three way loading - bulk, cartridge and suction capable
- Supplied with 914 mm x 14.4mm high pressure flex hose with spring guard and grease coupler
- Grease capacity 400 ml cartridge, 473 ml bulk
- Fuel gauge displays remaining battery charge state



	M12 GG-0
Battery pack capacity (Ah)	–
No. of batteries supplied	0
Charger supplied	–
Pressure (bar)	562
Weight with battery pack (kg)	–
Supplied in	–
Article Number	4933440435

C12 JSR M12™ RADIO WITH MP3 PLAYER CONNECTION

- Advanced technology tuner for high reception and clarity
- Weather proof MP3 player compartment
- Powers from either M12™ battery or 230 V mains supply
- 8 hour run time on standard M12™ battery
- Weather proof aluminium speakers for rich, full sound
- Digital display tuner for accurate signal selection
- Mute button for instant volume kill
- 220 - 240 V power adapter, 3.5 mm jack plug for auxiliary connection i.e iPods



	C12 JSR-0
Voltage (DC) (V)	12
Voltage (AC) (V)	220-240
Battery type	Li-ion
Battery pack capacity (Ah)	-
No. of batteries supplied	0
Charger supplied	-
Dimensions (mm)	267 x 102 x 178
Weight (kg)	1.8
Supplied in	-
Article Number	4933416365

C12-28 DCR M12™ - M28™ RADIO WITH MP3 PLAYER CONNECTION

- Exclusive AM/ FM tuner with digital processor delivers highest reception accuracy and signal clarity
- Premium speakers and 40 W amplifier produce rich, full sound
- Weather sealed auxiliary compartment protects MP3 players and other audio devices
- Shock absorbing ABS polymer and steel construction protects against abusive jobsite conditions
- Customisable equaliser and 10-station preset
- Powered by M12™, M14™, M18™, M28™, V18, V28 & PBS 3000 batteries or a mains AC outlet
- Supplied with 220 - 240 V power adapter, 3.5 mm jack plug for auxiliary connection i.e iPods



	C12-28 DCR-0
Voltage (DC) (V)	12 - 28
Voltage (AC) (V)	220 - 240
Battery type	Li-ion & PBS 3000
Battery pack capacity (Ah)	-
No. of batteries supplied	0
Charger supplied	-
Dimensions (mm)	495 x 241 x 279
Weight (kg)	7.3
Supplied in	-
Article Number	4933410665



M12 PCG/310

M12™ CAULK GUN WITH 310 ML CARTRIDGE HOLDER

- Up to 1780 N of force
- Optimised performance with all construction adhesives and cool temperatures
- Anti-drip feature prevents unwanted dripping when trigger is released
- Dial control with 6 speed settings allows for maximum bead control
- Large robust plunger design ensures constant flow, reduces blow back and expels all sealant from cartridge
- REDLINK™ overload protection electronics in tool and battery pack deliver best in class system durability
- Supplied with 310ml cartridge holder



	M12 PCG/310C-151B
Battery pack capacity (Ah)	1.5
No. of batteries supplied	1
Charger supplied	30 min
Max. pushing force (N)	1780
Speed settings	6
Standard equipment	310 ml cartridge
Weight with battery pack (kg)	1.9
Supplied in	-
Article Number	4933431325

M12 PCG/400

M12™ CAULK GUN WITH 400 ML TUBE

- Up to 1780 N of force
- Optimised performance with all construction adhesives and cool temperatures
- Anti-drip feature prevents unwanted dripping when trigger is released
- Dial control with 6 speed settings allows for maximum bead control
- Large robust plunger design ensures constant flow, reduces blow back and expels all sealant from cartridge
- REDLINK™ overload protection electronics in tool and battery pack deliver best in class system durability



	M12 PCG/400A-151B
Battery pack capacity (Ah)	1.5
No. of batteries supplied	1
Charger supplied	30 min
Max. pushing force (N)	1780
Speed settings	6
Standard equipment	400 ml aluminium
Weight with battery pack (kg)	1.9
Supplied in	-
Article Number	4933440360

M12 PCG/600

M12™ CAULK GUN WITH 600 ML TUBE

- Up to 1780 N of force
- Optimised performance with all construction adhesives and cool temperatures
- Anti-drip feature prevents unwanted dripping when trigger is released
- Dial control with 6 speed settings allows for maximum bead control
- Large robust plunger design ensures constant flow, reduces blow back and expels all sealant from cartridge
- REDLINK™ overload protection electronics in tool and battery pack deliver best in class system durability



	M12 PCG/600A-151B
Battery pack capacity (Ah)	1.5
No. of batteries supplied	1
Charger supplied	30 min
Max. pushing force (N)	1780
Speed settings	6
Standard equipment	600 ml aluminium
Weight with battery pack (kg)	1.9
Supplied in	-
Article Number	4933440365



372-987372

POWERED BY
REDLITHIUM-ION™

UPGRADE. OUTWORK. OUTLAST.



M12 HJ

M12™ HEATED JACKET

- Superior run time: up to 6 hours of continuous heat per battery charge
- Water and wind resistant provides a comfortable barrier to harsh jobsite elements
- 3 carbon fibre heat zones, right chest, left chest and central back distribute heat to core body areas
- Easy touch heat controller with 3 heat settings plus warm-up feature
- Expandable battery pouch for use with M12™ REDLITHIUM-ION™ 1.5 Ah, 2.0 Ah, 3.0 Ah, 4.0 Ah battery pack



	M12 HJ-0 (S)	M12 HJ-0 (M)	M12 HJ-0 (L)	M12 HJ-0 (XL)	M12 HJ-0 (XXL)	M12 HJ-0 (XXXL)	M12 HJ-21 (S)	M12 HJ-21 (M)	M12 HJ-21 (L)	M12 HJ-21 (XL)	M12 HJ-21 (XXL)	M12 HJ-21 (XXXL)
Battery pack capacity (Ah)	–	–	–	–	–	–	1.5	1.5	1.5	1.5	1.5	1.5
No. of batteries supplied	0	0	0	0	0	0	1	1	1	1	1	1
Charger supplied	–	–	–	–	–	–	30 min	30 min	30 min	30 min	30 min	30 min
Size	S	M	L	XL	XXL	XXXL	S	M	L	XL	XXL	XXXL
Material	100% Polyester	100% Polyester	100% Polyester	100% Polyester	100% Polyester	100% Polyester	100% Polyester	100% Polyester	100% Polyester	100% Polyester	100% Polyester	100% Polyester
Weight with battery pack (kg)	–	–	–	–	–	–	1.3	1.3	1.3	1.4	1.5	1.6
Supplied in	–	–	–	–	–	–	–	–	–	–	–	–
Article Number	4933427395	4933427403	4933427410	4933427417	4933427424	4933427431	4933427401	4933427408	4933427415	4933427422	4933427429	4933427436

M12 HJ BLACK

M12™ PREMIUM HEATED JACKET

- Cold water technology - multi layered fabric actively warms the body & stimulates blood circulation
- 5 sewn in carbon fibre heating zones - distributes heat to core body areas and to the pockets
- Superior runtime - up to 6 hours of heat on single battery charge
- Easy touch heat controller - 3 heat settings: High, Medium, Low
- M12™ battery holder - sleek pocket design for minimal user interference
- USB power port to charge electrical devices - charge phones/MP3 players whilst on the move
- Hand pockets + added chest pocket - ideal for cell phone, iPod, MP3 player, etc storage
- Water and wind resistant - provides comfort and durability in harsh environment
- Expandable battery pouch for use with M12™ REDLITHIUM-ION™ 1.5 Ah, 2.0 Ah, 3.0 Ah, 4.0 Ah battery pack



	M12 HJ BLACK-21 (M)	M12 HJ BLACK-21 (L)	M12 HJ BLACK-21 (XL)	M12 HJ BLACK-21 (XXL)
Battery pack capacity (Ah)	1.5	1.5	1.5	1.5
No. of batteries supplied	1	1	1	1
Charger supplied	30 min	30 min	30 min	30 min
Size	M	L	XL	XXL
Material	100% Polyester	100% Polyester	100% Polyester	100% Polyester
Weight with battery pack (kg)	1.3	1.3	1.4	1.5
Supplied in	–	–	–	–
Article Number	4933433711	4933433716	4933433721	4933433726

M12 HJ CAMO M12™ HEATED JACKET - CAMO

- Realtree AP™ pattern and specific fabric blend to reduce noise during movement
- Superior run time: up to 6 hours of continuous heat per battery charge
- Water and wind resistant for a variety of weather conditions, ideal for cold weather activities
- Concealed easy touch heat controller (located inside the lapel) 3 heat settings plus warm-up feature
- 3 carbon fibre heat zones, right chest, left chest and central back distribute heat to core body areas
- Expandable battery pouch for use with M12™ REDLITHIUM-ION™ 1.5 Ah or M12™ REDLITHIUM-ION™ 3.0 Ah battery pack



	M12 HJ CAMO-21 (L)	M12 HJ CAMO-21 (XL)	M12 HJ CAMO-21 (XXL)	M12 HJ CAMO-21 (XXXL)
Battery pack capacity (Ah)	1.5	1.5	1.5	1.5
No. of batteries supplied	1	1	1	1
Charger supplied	30 min	30 min	30 min	30 min
Size	L	XL	XXL	XXXL
Material	100% Polyester	100% Polyester	100% Polyester	100% Polyester
Weight with battery pack (kg)	1.5	1.5	1.6	1.7
Supplied in	–	–	–	–
Article Number	4933427442	4933427447	4933427452	4933427457

M12 HJ HI-VIS M12™ HEATED JACKET

- Superior run time: up to 6 hours of continuous heat per battery charge
- Water and wind resistant for a variety of weather conditions, ideal for cold weather activities
- Concealed easy touch heat controller (located inside the lapel) 3 heat settings plus warm-up feature
- 3 carbon fibre heat zones, right chest, left chest and central back distribute heat to core body areas
- Expandable battery pouch for use with M12™ REDLITHIUM-ION™ 1.5 Ah, 2.0 Ah, 3.0 Ah, 4.0 Ah battery pack



	M12 HJ HI-VIS-21 (L)	M12 HJ HI-VIS-21 (XL)	M12 HJ HI-VIS-21 (XXL)	M12 HJ HI-VIS-21 (XXXL)
Battery pack capacity (Ah)	1.5	1.5	1.5	1.5
No. of batteries supplied	1	1	1	1
Charger supplied	30 min	30 min	30 min	30 min
Size	L	XL	XXL	XXXL
Material	100% Polyester	100% Polyester	100% Polyester	100% Polyester
Weight with battery pack (kg)	1.3	1.4	1.5	1.6
Supplied in	–	–	–	–
Article Number	4933433737	4933433742	4933433747	4933433752

M12 TI M12™ THERMAL IMAGE CAMERA

- Capture thermal and visual images on every trigger pull for enhanced reporting
- Complete report software to easily analyse images
- Crisp, high resolution 160 x 120 pixel thermal images for better definition and clarity
- Broader temperature range (-10 to 350°C) to cover more applications
- Built-in visual camera and flashlight for improved analysis
- No blur, no wait display updates the screen image 60 times a second
- Rugged overmolding for increased durability and grip
- 5x faster battery change over closest competitor
- M12™ REDLITHIUM-ION™ batteries allows for rapid field replacement
- Supplied with thermal imager report software, 2 GB SD card, USB cable and SD card reader



M12 TI-21C	
Battery pack capacity (Ah)	1.5
No. of batteries supplied	1
Charger supplied	30 min
Temperature range	-10 to 350°C
Basic accuracy (%)	2
Display	Color LCD
Display size (mm)	640 x 480
Display resolution (pixels)	160 x 120
IP protection class	54
Weight with battery pack (kg)	1.0
Supplied in	Kitbox
Article Number	4933433105

M12 IC M12™ CORDLESS M-SPECTOR 360™ CAMERA

- Rotating screen: screen rotates providing the user fluid image control
- Optimised 68.6 mm LCD: digital image and larger screen delivers crisp, clear picture
- 9 mm 640 x 480 digital image sensor: superior image quality in nearly half the size
- 4 surround LED lights: best in class brightness without shadow or glare
- Enhanced cable: aluminium head and improved flexibility deliver unmatched durability and pipe manoeuvrability
- Accessories: hook, magnet, and mirror attachments help to inspect and solve



	M12 IC-21C (S)	M12 IC-21C (L)
Battery pack capacity (Ah)	1.5	1.5
No. of batteries supplied	1	1
Charger supplied	30 min	30 min
Display size (mm)	68	68
Display resolution (pixels)	320 x 240	320 x 240
Camera head diameter (mm)	9	9
Camera cable length (mm)	914	2742
Weight with battery pack (kg)	0.6	0.6
Supplied in	Kitbox	Kitbox
Article Number	4933431250	4933431260

C12 IC M12™ INSPECTION CAMERA

- Milwaukee® high performance delivers high resolution picture quality where the access would not normally be possible
- 60 mm/2.4" high resolution colour LCD display
- Small camera head design (<17 mm) and cable length 914 mm
- Exclusive digital zoom (up to 200%) increases visibility
- Exclusive digital glare reduction increases visibility
- 3 x LED brightness control increases visibility
- Ergonomic "in line" handle and controls for comfortable one hand operation



C12 IC-21C	
Battery pack capacity (Ah)	1.5
No. of batteries supplied	1
Charger supplied	30 min
Display size (mm)	60/2.4"
Image zoom	2x
Camera head diameter (mm)	17
Camera cable length (mm)	914
Weight with battery pack (kg)	0.8
Supplied in	Kitbox
Article Number	4933410005

C12 WS M12™ WALL SCANNER

- Measures depth and location of rebar up to 15 cm through concrete
- Detects location of wood, PEX, PVC and metal
- Intuitive user interface displays stud centres and edges
- High contrast white on black display and backlight for easy reading
- Rugged over-moulding improves durability and user grip
- Auto calibration for all surfaces
- Scans plasterboard, tile, marble, concrete
- Displays stud position



C12 WS-0	
Battery pack capacity (Ah)	-
No. of batteries supplied	0
Charger supplied	-
Weight with battery pack (kg)	0.7
Supplied in	-
Article Number	4933416415

2205-40 FORK METER FOR ELECTRICIANS

- TRMS always guarantees accurate readings
- High contrast, easy to read display provides clearer readings
- Built-in non-contact voltage detector
- CAT III 1000 V/CAT IV 600 V for increased safety
- Rugged over-moulding for increased durability and grip
- Built-in LED work light – lights the work area
- Side mounted dial for one-handed use
- Simplified user interface and feature set specifically tailored to the electrician
- Supplied with electrical test lead set and 2 x AA batteries



	2205-40
Fork opening (mm)	16
Current AC (amps)	200
Voltage (AC) (V)	1000
Voltage (DC) (V)	1000
Lo-Z measurement	Yes
Resistance (Ω)	40 MOhm
Continuity	Audible
Battery type	2 x AA
Weight with battery pack (kg)	0.3
Supplied in	Tool bag
Article Number	4933416972

2206-40 FORK METER FOR HVAC/R

- TRMS always guarantees accurate readings
- High contrast, easy to read display provides clearer readings
- Built-in non-contact voltage detector
- CAT III 1000 V/CAT IV 600 V for increased safety
- Rugged over-moulding for increased durability and grip
- Built-in LED work light – lights the work area
- Side mounted dial for one-handed use
- Simplified user interface and feature set specifically tailored to the HVAC technician
- Supplied with electrical test lead set, thermocouple (dual banana) and 2 x AA batteries
- Includes temperature function via thermocouple



	2206-40
Fork opening (mm)	16
Current AC (amps)	200
Voltage (AC) (V)	1000
Voltage (DC) (V)	1000
Resistance (Ω)	40 MOhm
Continuity	Audible
Capacitance (μ F)	1000
Contact temperature ($^{\circ}$ C)	-40 $^{\circ}$ C - 400 $^{\circ}$ C (-40 $^{\circ}$ F - 752 $^{\circ}$ F)
Battery type	2 x AA
Weight with battery pack (kg)	0.3
Supplied in	Tool bag
Article Number	4933416973

2216-40 LIGHT COMMERCIAL MULTIMETER

- TRMS always guarantees accurate readings
- CAT III 600 V for increased safety
- Rugged over-moulding increases durability and user grip
- Side mounted dial for one-handed use
- Auto range to mV
- Supplied with electrical test lead set and 2 x AA batteries



	2216-40
Current AC/ DC (amps)	10
Voltage (AC) (V)	6.00 mV - 600
Voltage (DC) (V)	600
Lo-Z measurement	No
Resistance (Ω)	600.0 Ohm - 40.00 MOhm
Continuity	Yes
Frequency (Hz)	10 Hz to 50 kHz
Battery type	2 x AA
Weight with battery pack (kg)	0.4
Supplied in	—
Article Number	4933427309

2217-40 DIGITAL MULTIMETER

- TRMS always guarantees accurate readings
- High contrast, easy to read display provides clearer readings
- Cat III 600 V for increased safety
- Side mounted dial for one-handed use
- Feature set tailored to electrician – for intuitive use
- Lo-Z. – always guaranteed accurate readings
- Versatile contact temperature measurement
- Slide rail for accessory mount
- Supplied with electrical test lead set, thermocouple (dual banana) and 2 x AA batteries



	2217-40
Current AC/ DC (amps)	10.00
Voltage AC/DC (V)	600
Lo-Z measurement	Yes
Resistance (Ω)	40 MOhm
Continuity	Audible
Capacitance (μ F)	1000
Contact temperature ($^{\circ}$ C)	-40 $^{\circ}$ C - 538 $^{\circ}$ C (-40 $^{\circ}$ F - 1000.4 $^{\circ}$ F)
Frequency (Hz)	2.00 HZ - 50.00 kHz
Battery type	2 x AA
Weight with battery pack (kg)	0.4
Supplied in	Tool bag
Article Number	4933416976

2236-40 CLAMP METER FOR HVAC/R

- TRMS always guarantees accurate readings
- High contrast, easy to read display provides clearer readings
- Built-in non-contact voltage detector
- CAT III 600 V for increased safety
- Rugged over-moulding for increased durability and grip
- Built-in LED work light – lights the work area
- Side mounted dial for one-handed use
- Thin jaw profile for access to tight spaces
- Simplified user interface and feature set specifically tailored to the HVAC technician
- Supplied with electrical test lead set, thermocouple (dual banana) and 2 x AA batteries
- Includes temperature function via thermocouple



	2236-40
Jaw size (mm)	32
Current AC/ DC (amps)	600
Voltage AC/DC (V)	600
Lo-Z measurement	No
Resistance (Ω)	6 kOhms
Continuity	Audible
Capacitance (µF)	4000
Contact temperature (°C)	-40° C - 400° C (-40° F - 752° F)
Battery type	2 x AA
Weight with battery pack (kg)	0.4
Supplied in	Tool bag
Article Number	4933416975

2210-20 FLUORESCENT LIGHT TESTER

- Test lamps, ballast and pins: complete 3-in-1 solution
- Tests T5, T8 and T12 fluorescent lamps, compatible with electronic ballasts and dual pins
- 750 mm fully retractable antenna for extended reach when testing
- Non-conductive antenna sleeve allows for safe testing
- Removable antenna adapter improves lamp test response
- Visual and audible tool feedback to easily confirm testing
- Built-in LED flashlight illuminates dark work spaces
- Dial and buttons positioned for one-handed use
- Rugged over-moulding for increased grip and durability
- Battery life 35 hours, auto battery turn off after 20 min



	2210-20
Battery type	4 x AA
Max. antenna output in LAMP test mode (V)	3000
Min. antenna sensitivity in BALLAST test mode (mm)	25
Max. PIN test capacity (V)	30
Weight with battery pack (kg)	0.4
Supplied in	–
Article Number	4933433775

2266-20 LASER TEMPERATURE GUN

- 12:1 distance to spot ratio, a 1 m spot from 12 m away
- Rugged over-moulding for increased durability and grip
- High contrast, easy to read display provides clearer readings
- Thermocouple input for contact temperature measurement
- AA batteries included



	2266-20
Temperature range	-30 °C - 500 °C (-22 °F - 932 °F)
Basic accuracy (%)	1.5
Contact temperature (°C)	-40 °C - 450 °C (-40 °F - 852 °F)
Repeatability (%)	0.50
Accuracy (mm/m)	0.1 °C (0.1 °F)
Response time (mS)	<500
Emissivity	0.95
Battery type	3 x AA
Weight with battery pack (kg)	0.3
Supplied in	–
Article Number	4933416971

LM 60 LASER DISTANCE METER

- Point and shoot system - one person measuring with only one simple press of a button
- Measures distances up to 60 m indoors and outdoors
- Laser measuring accuracy to within +/-1.5 mm
- Large and easy to read 3 line LCD graphical display with additional backlight when required
- Flip out end piece for making measurements from edges or corners
- Memory recall for last 10 measurements
- Units of measure can be switched between meters or ft/inches
- Robust housing in ergonomic slim line design surrounded with a rubber soft grip bumper – ideal for rugged professional use
- Keypad is resistant to water spray, dustproof and is easy to clean
- Auto shut off and low power indication
- Supplied with a holster and hand strap



	LM 60
Max. measurement range (m)	60
Accuracy (mm/m)	+/- 1.5 mm
Laser classification	Class 2
Dimensions (mm)	114 x 51 x 27
Range (m)	0.05 - 60
Battery type	2 x AAA
Weight with battery pack (kg)	0.1
Supplied in	Tool bag
Article Number	4933404715

M12 PP2A M12 FUEL™ POWER PACK

- M12 CPD - M12 FUEL™ percussion drill
- M12 CID - M12 FUEL™ impact driver

M12 PP2A-402C

Battery pack capacity (Ah)	4.0
No. of batteries supplied	2
Charger supplied	80 min
Supplied in	Kitbox
Article Number	4933441485



C12 PP4B M12™ POWERPACK

- C12 DD - M12™ 2-speed drill driver
- C12 ID - M12™ impact driver
- C12 HZ - M12™ HACKZALL
- C12 T - M12™ lamp

C12 PP4B-202C

Battery pack capacity (Ah)	2.0
No. of batteries supplied	2
Charger supplied	40 min
Supplied in	Tool bag
Article Number	4933441243



M12 MDEAL M12™ MDEAL PACK

- C12 PD - M12™ 2-speed percussion drill
- C12 ID - M12™ impact driver

M12SET2E-202B

Battery pack capacity (Ah)	1.5
No. of batteries supplied	2
Charger supplied	30 min
Supplied in	Tool bag
Article Number	4933441759



Milwaukee

Nothing but **HEAVY DUTY.**™




372-987372



M18 FUEL

DRIVEN TO OUTPERFORM.™



POWERSTATE™ BRUSHLESS MOTOR

- Milwaukee® designed and built brushless motor
- Out-performs all leading competitors
- Up to 10x longer motor life



REDLITHIUM-ION™ BATTERY PACKS

- Most durable pack on the market
- Up to 2x more run time*
- Fuel gauge displays remaining charge
- Operates down to -18°C
- Individual cell monitoring to optimise tool run time and ensure long term pack durability



REDLINK PLUS™ INTELLIGENCE

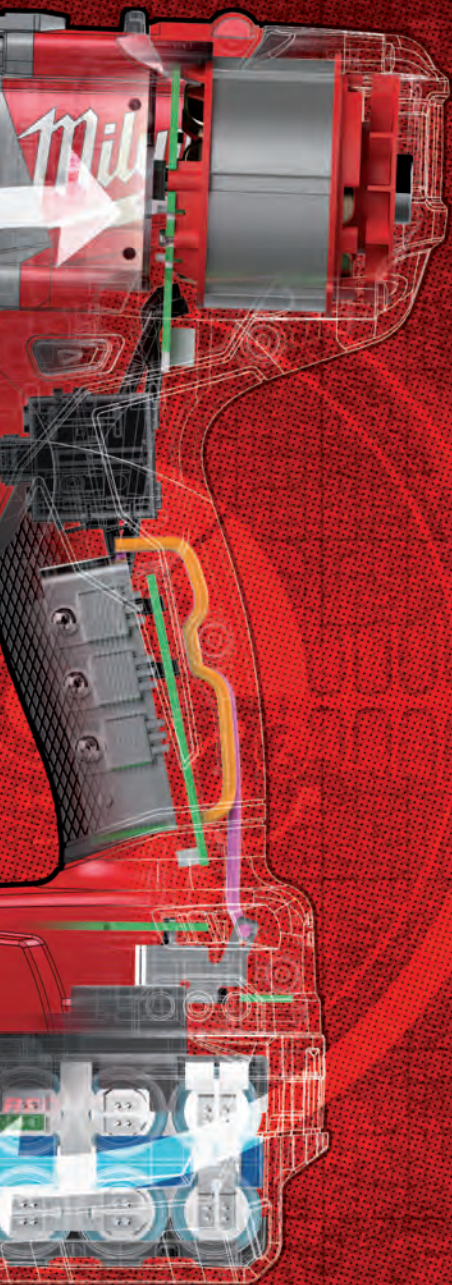
- Most advanced electronic system on the market for maximum performance
- Total system communication with overload protection increases tool life
- Built-in fuel gauge displays remaining charge



UP TO
10X
LONGER
MOTOR LIFE*

UP TO
2X
MORE
POWER*

UP TO
2X
MORE
RUN TIME*



ALSO AVAILABLE:



M18 CPD
M18 FUEL™ compact
percussion drill



M18 CID
M18 FUEL™ 1/4" Hex
compact impact driver



M18 CIW12
M18 FUEL™ compact
1/2" impact wrench



M18 CIW38
M18 FUEL™ compact
3/8" impact wrench

* Compared with competitive Li-Ion technology and/or previous Milwaukee® battery technology. Results dependent on voltage, tool and application.

M18 CPD

M18 FUEL™ COMPACT PERCUSSION DRILL

- Milwaukee® designed and built brushless POWERSTATE™ motor for up to 10x motor life and up to 25% more power
- REDLINK PLUS™ intelligence system delivers the most advanced digital overload protection for tool and battery and uniquely enhances the tool performance under load
- REDLITHIUM-ION™ battery pack delivers up to 2x more run-time, up to 20% more power, up to 2x more battery life and operates better down to -18C° than other lithium-ion technologies
- Battery fuel gauge displays remaining charge
- Individual battery cell monitoring optimises tool run time and ensures long term pack durability
- Brightest LED workspace illumination
- Comes complete with new multi-voltage charger which accepts M12™, M14™ & M18™ batteries



	M18 CPD-202C	M18 CPD-402C
Battery pack capacity (Ah)	2.0	4.0
No. of batteries supplied	2	2
Charger supplied	40 min	80 min
No load speed gear 1 (rpm)	0 - 550	0 - 550
No load speed gear 2 (rpm)	0 - 1850	0 - 1850
Chuck capacity (mm)	13	13
Max. drilling wood (mm)	45	50
Max. drilling steel (mm)	13	13
Max. drilling masonry (mm)	15	15
Max. percussion rate (bpm)	31,450	31,450
Max. torque (Nm)	70	80
Weight with battery pack (kg)	2.0	2.3
Supplied in	Kitbox	Kitbox
Article Number	4933440562	4933440540

M18 CIW12

M18 FUEL™ COMPACT 1/2" IMPACT WRENCH

- At less than 155 mm in length, the M18 FUEL™ impact wrench delivers maximum performance in a compact body
- Milwaukee® designed and built brushless POWERSTATE™ motor for longer motor life and up to 20% more power
- REDLINK PLUS™ intelligence system delivers the most advanced digital overload protection for tool and battery and uniquely enhances the tool performance under load
- The Milwaukee® DRIVE CONTROL™ allows the user to shift into different speed and torque settings to maximize application versatility
- Mode 1 for precision work (0 – 1700 rpm, 105 Nm of torque, 0 - 2500 ipm)
- Mode 2 helps prevent damage to fasteners and material (0 – 2000 rpm, 160 Nm of torque, 0 - 3000 ipm)
- Mode 3 delivers maximum performance for the toughest applications (0 – 2400 rpm, 280 Nm of torque, 0 - 3100 ipm)
- REDLITHIUM-ION™ battery pack delivers up to 2x more run-time, up to 20% more power, up to 2x more battery life and operates better down to -18C° than other lithium-ion technologies
- Brightest LED workspace illumination



	M18 CIW12-402C
Battery pack capacity (Ah)	4.0
No. of batteries supplied	2
Charger supplied	60 min
No load speed (rpm)	1700/2000/2400
Impact rate (ipm)	2500/3000/3100
Tool reception	1/2" square
Max. torque (Nm)	105/160/280
Weight with battery pack (kg)	1.8
Supplied in	Kitbox
Article Number	4933440583

M18 CIW38

M18 FUEL™ COMPACT 3/8" IMPACT WRENCH

- At less than 151 mm in length, the M18 FUEL™ impact wrench delivers maximum performance in a compact body
- Milwaukee® designed and built brushless POWERSTATE™ motor for longer motor life and up to 20% more power
- REDLINK PLUS™ intelligence system delivers the most advanced digital overload protection for tool and battery and uniquely enhances the tool performance under load
- The Milwaukee® DRIVE CONTROL™ allows the user to shift into different speed and torque settings to maximize application versatility
- Mode 1 for precision work (0 – 900 rpm, 40 Nm of torque, 0 - 1100 ipm)
- Mode 2 helps prevent damage to fasteners and material (0 – 1600 rpm, 90 Nm of torque, 0 - 2400 ipm)
- Mode 3 delivers maximum performance for the toughest applications (0 – 2400 rpm, 265 Nm of torque, 0 - 3100 ipm)
- REDLITHIUM-ION™ battery pack delivers up to 2x more run-time, up to 20% more power, up to 2x more battery life and operates better down to -18C° than other lithium-ion technologies
- Brightest LED workspace illumination
- Friction ring socket fitment
- All metal reversible belt clip – quickly and easily hang tool



	M18 CIW38-402C
Battery pack capacity (Ah)	4.0
No. of batteries supplied	2
Charger supplied	60 min
No load speed (rpm)	900/1600/2400
Impact rate (ipm)	1100/2400/3100
Tool reception	3/8" square
Max. torque (Nm)	40/90/265
Weight with battery pack (kg)	1.7
Supplied in	Kitbox
Article Number	4933440581

M18 CID

M18 FUEL™ 1/4" HEX COMPACT IMPACT DRIVER

- At less than 140 mm in length, the M18 FUEL™ 1/4" Hex impact driver delivers maximum performance in a compact body
- Milwaukee® designed and built brushless POWERSTATE™ motor for up to 3x motor life and up to 20% more power
- REDLINK PLUS™ intelligence system delivers the most advanced digital overload protection for tool and battery and uniquely enhances the tool performance under load
- The Milwaukee® DRIVE CONTROL™ allows the user to shift into different speed and torque settings to maximize application versatility
- Mode 1 for precision work (0 – 850 rpm, 23 Nm of torque, 0 - 1750 ipm)
- Mode 2 helps prevent damage to fasteners and material (0 – 2100 rpm, 79 Nm of torque, 0 - 2850 ipm)
- Mode 3 delivers maximum performance for the toughest applications (0 – 2900 rpm, 180 Nm of torque, 0 - 3600 ipm)
- REDLITHIUM-ION™ battery pack delivers up to 2x more run-time, up to 20% more power, up to 2x more battery life and operates better down to -18C° than other lithium-ion technologies
- 1/4" Hex drive with click lock for single hand loading of bit
- Brightest LED workspace illumination



	M18 CID-202C	M18 CID-402C
Battery pack capacity (Ah)	2.0	4.0
No. of batteries supplied	2	2
Charger supplied	40 min	80 min
No load speed (rpm)	1750/2850/3600	1750/2850/3600
Impact rate (ipm)	23/79/180	23/79/180
Max. torque (Nm)	23/79/180	23/79/180
Tool reception	1/4" Hex	1/4" Hex
Weight with battery pack (kg)	1.3	1.5
Supplied in	Kitbox	Kitbox
Article Number	4933441500	4933440528

C18 DD M18™ COMPACT DRILL DRIVER

- Compact drill driver measuring only 196 mm in length, making it ideal for working in restricted areas
- Milwaukee®'s high performance 4-pole motor delivers maximum power whilst maximising the power to weight ratio
- REDLINK™ overload protection electronics in tool and battery pack deliver best in class system durability
- Full metal gear box delivers maximum performance and long life
- 23 stage torque adjustment plus additional drilling for maximum flexibility
- Built in LED light illuminates the work surface
- Fuel gauge displays remaining battery charge state
- 1.5 - 13 mm metal keyless chuck



	C18 DD-202C
Battery pack capacity (Ah)	2.0
No. of batteries supplied	2
Charger supplied	40 min
No load speed gear 1 (rpm)	0 - 500
No load speed gear 2 (rpm)	0 - 1500
Chuck capacity (mm)	13
Max. drilling wood (mm)	32
Max. drilling steel (mm)	13
Max. torque (Nm)	45
Weight with battery pack (kg)	1.8
Supplied in	Kitbox
Article Number	4933441425

C18 PD M18™ COMPACT PERCUSSION DRILL

- Compact hammer drill with reduced length and girth, making it ideal for working in restricted areas
- Milwaukee®'s high performance 4-pole motor delivers maximum power whilst maximising the power to weight ratio
- REDLINK™ overload protection electronics in tool and battery pack deliver best in class system durability
- 23 stage torque adjustment plus additional drilling for maximum flexibility
- Full metal gear box delivers maximum performance and long life
- Built in LED light illuminates the work surface
- Fuel gauge displays remaining battery charge state
- 1.5 - 13 mm metal keyless chuck



	C18 PD-202C
Battery pack capacity (Ah)	2.0
No. of batteries supplied	2
Charger supplied	40 min
No load speed gear 1 (rpm)	0 - 550
No load speed gear 2 (rpm)	0 - 1700
Chuck capacity (mm)	13
Max. drilling wood (mm)	45
Max. drilling steel (mm)	13
Max. drilling masonry (mm)	8
Max. percussion rate (bpm)	29,000
Max. torque (Nm)	50
Weight with battery pack (kg)	1.9
Supplied in	Kitbox
Article Number	4933441358

C18 ID M18™ COMPACT IMPACT DRIVER

- Milwaukee® high performance 4-pole motor delivers maximum power whilst maximising the power to weight ratio
- REDLINK™ overload protection electronics in tool and battery pack deliver best in class system durability
- Highest torque available within its class
- Impact mechanism increases driving speed to a category leading 2200 rpm
- Delivers 3200 impacts per minute for increased productivity
- Fuel gauge displays remaining battery charge state



	C18 ID-0	C18 ID-202C
Battery pack capacity (Ah)	-	2.0
No. of batteries supplied	0	2
Charger supplied	-	40 min
No load speed (rpm)	0 - 2200	0 - 2200
Tool reception	1/4" Hex	1/4" Hex
Impact rate (ipm)	0 - 3200	0 - 3200
Max. torque (Nm)	158	158
Weight with battery pack (kg)	1.6	1.6
Supplied in	-	Kitbox
Article Number	4933411140	4933441318

C18 IW M18™ COMPACT IMPACT WRENCH

- Milwaukee®'s high performance 4-pole motor delivers maximum power whilst maximising the power to weight ratio
- REDLINK™ overload protection electronics in tool and battery pack deliver best in class system durability
- Highest torque available within its class
- Impact mechanism increases driving speed to a category leading 2200 rpm
- Delivers 3200 impacts per minute for increased productivity
- Fuel gauge displays remaining battery charge state



	C18 IW-202C
Battery pack capacity (Ah)	2.0
No. of batteries supplied	2
Charger supplied	40 min
No load speed (rpm)	0 - 2200
Tool reception	1/2" square
Impact rate (ipm)	0 - 3200
Max. torque (Nm)	250
Weight with battery pack (kg)	1.9
Supplied in	Kitbox
Article Number	4933441235

HD18 HIW M18™ HEAVY DUTY IMPACT WRENCH

- The most powerful 18 V cordless impact wrench on the market
- With its Milwaukee® 4-pole frameless motor it delivers a staggering 610 Nm of torque, ideal for powering through the toughest of applications
- REDLINK™ overload protection electronics in tool and battery pack deliver best in class system durability
- Ideal for heavy applications such as steel fabrication, mechanical fastening, industrial construction and automotive work
- Light weight and ergonomically designed
- Fuel gauge displays remaining battery charge state



	HD18 HIW-402C	HD18 HIWF-402C
Battery pack capacity (Ah)	4.0	4.0
No. of batteries supplied	2	2
Charger supplied	80 min	80 min
No load speed (rpm)	0 - 1900	0 - 1900
Tool reception	1/2" square	1/2" square
Impact rate (ipm)	0 - 2200	0 - 2200
Max. torque (Nm)	610	610
Weight with battery pack (kg)	3.0	3.0
Supplied in	Kitbox	Kitbox
Article Number	4933441263	4933441792

C18 RAD M18™ RIGHT ANGLE DRILL

- Optimised performance: 1500 rpm at 20 Nm
- Perfect speed to power ratio for fast application completion
- 100 mm compact head designed to fit in the tightest work areas
- Multi-position handle design allows for multiple hand positions and maximum comfort
- 10 mm single sleeve ratcheting chuck provides maximum versatility and grip
- 10 + 1 electronic clutch enables complete control while fastening
- REDLINK™ overload protection electronics in tool and battery pack deliver best in class system durability



	C18 RAD-0	C18 RAD-31C
Battery pack capacity (Ah)	-	3.0
No. of batteries supplied	0	1
Charger supplied	-	60 min
No load speed (rpm)	0 - 1500	0 - 1500
Chuck capacity (mm)	10	10
Max. torque (Nm)	20	20
Max. drilling wood (mm)	28	28
Max. drilling steel (mm)	10	10
Weight with battery pack (kg)	-	1.9
Supplied in	-	Kitbox
Article Number	4933427189	4933427188

HD18 HX M18™ COMPACT 3-MODE SDS HAMMER DRILL

- High powered motor - gives corded tool performance
- All metal gear case - optimum seating of the gears for enhanced service life
- 4-mode operation: rotary hammer, hammer only, rotation only and variolock for maximum versatility
- Variolock and hammer stop function
- FIXTEC system - keyless chuck changing
- Mechanical clutch: protects tool when bit binds up
- AVS - Anti-Vibration-System: delivers maximum comfort by minimizing vibration
- Powerful hammer mechanism: delivers 2.4 J of impact energy
- REDLINK™ overload protection electronics in tool and battery pack deliver best in class system durability



	HD18 HX-0	HD18 HX-402C
Battery pack capacity (Ah)	-	4.0
No. of batteries supplied	0	2
Charger supplied	-	80 min
Tool reception	SDS-Plus	SDS-Plus
Blow energy [EPTA][J]	2.4	2.4
Max. drilling wood (mm)	30	30
Max. drilling steel (mm)	13	13
Max. drilling concrete (mm)	24	24
Max. percussion rate (bpm)	4200	4200
Weight with battery pack (kg)	-	3.7
Supplied in	-	Kitbox
Article Number	4933408320	4933441283

M18 VC M18™ CORDLESS 7.5 L WET/DRY VACUUM

- Powerful 18 V motor with a maximum air flow of 1246 l/min / 80 bar suction power
- HEPA rated 99.7 % high efficiency wet/dry filter: for fine dust collection
- Built-in blower: provides 21 l/sec of air flow for maximum efficiency
- 7.5 l capacity: reduces downtime to emptying
- Stackable tool box design: for added portability and easier storage
- On-board accessory and hose storage: quick access to accessories
- Works with all 18 V Milwaukee® slide rail batteries - M18 B/BX, C18 B/BX, V18 B, 18 V PBS 3000
- Supplied with washable filter, hose, crevice tool and utility nozzle



	M18 VC-0
Battery pack capacity (Ah)	-
No. of batteries supplied	0
Charger supplied	-
Capacity solids (l)	9.65
Capacity liquids (l)	7.5
Hose diameter (mm)	31.5 / 41.7
Hose length (m)	1.8
Max. vacuum (mbar)	80
Air volume (l/min)	1246
Filter type	Wet/Dry
Weight with battery pack (kg)	5.4
Supplied in	-
Article Number	4933433601

HD18 JSB M18™ HEAVY DUTY BODY GRIP JIGSAW

- 2-speed selector switch for ideal speed in different materials
- FIXTEC – Keyless base plate adjustments with snap-in feature at 0° and 45°
- FIXTEC blade clamp for fast and easy keyless blade change
- Exact saw blade guidance with large blade support roller on needle bearings fitted in a very low position
- Four-stage adjustment of the pendulum action for increased cutting performance and longer saw blade life
- Adjustable saw dust blower
- Die-cast base plate for high durability
- Soft start
- REDLINK™ overload protection electronics in tool and battery pack deliver best in class system durability



	HD18 JSB-0	HD18 JSB-402C
Battery pack capacity (Ah)	–	4.0
No. of batteries supplied	0	2
Charger supplied	–	80 min
No load stroke rate (spm)	2050 / 2700	2050 / 2700
Max. cutting capacity wood (mm)	120	120
Max. cutting capacity steel (mm)	10	10
Mitre capacity (°)	45	45
Stroke length (mm)	26	26
Weight with battery pack (kg)	–	2.9
Supplied in	–	Kitbox
Article Number	4933417845	4933426660

HD18 SX M18™ HEAVY DUTY SAWZALL® WITH GEAR PROTECTION CLUTCH

- Milwaukee®'s high performance 4-pole motor delivers maximum power whilst maximising the power to weight ratio
- REDLINK™ overload protection electronics in tool and battery pack deliver best in class system durability
- Milwaukee® patented FIXTEC clamp for fast and easy keyless blade change
- Gear protection clutch - protects the gearbox in case of blade lock ups
- Counter balance mechanism to reduce vibrations
- 25 mm stroke length & 3200 strokes per minute for extremely fast cutting
- Fuel gauge displays remaining battery charge state



	HD18 SX-0	HD18 SX-402C
Battery pack capacity (Ah)	–	4.0
No. of batteries supplied	0	2
Charger supplied	–	80 min
No load stroke rate (spm)	0 - 3200	0 - 3200
Stroke length (mm)	25	25
Weight with battery pack (kg)	–	4.0
Supplied in	–	Kitbox
Article Number	4933419131	4933441365

C18 HZ M18™ COMPACT ONE-HANDED HACKZALL

- Milwaukee® high performance compact one handed use hacksaw, measuring only 375 mm in length, makes it ideal for working within confined spaces
- REDLINK™ overload protection electronics in tool and battery pack deliver best in class system durability
- Dual gear counter balance reduces vibration and increases tool life
- Milwaukee® patented FIXTEC clamp for fast keyless blade change
- 20 mm stroke length for controlled cutting with a no load stroke rate of 3000 spm
- Built in LED light illuminates the work surface
- Fuel gauge displays remaining battery charge state



	C18 HZ-0	C18 HZ-402B
Battery pack capacity (Ah)	–	4.0
No. of batteries supplied	0	2
Charger supplied	–	80 min
No load stroke rate (spm)	0 - 3000	0 - 3000
Stroke length (mm)	20	20
Weight with battery pack (kg)	–	2.5
Supplied in	–	Tool bag
Article Number	4933416785	4933441340

HD18 CS M18™ HEAVY DUTY CIRCULAR SAW FOR WOOD AND PLASTIC

- Milwaukee® powerful 3500 rpm motor easily cuts most timber construction materials
- REDLINK™ overload protection electronics in tool and battery pack deliver best in class system durability
- Magnesium upper and lower guards provide best in class durability for impact resistance
- Excellent visibility of cutting line
- Large 50 degree bevel facility
- Electronic motor brake, saw blade stops within seconds
- Ergonomic soft grip handle provides comfort and balance for superior control
- Supplied with 24 tooth saw blade, parallel guide, dust port and allen key



	HD18 CS-0	HD18 CS-402B
Battery pack capacity (Ah)	-	4.0
No. of batteries supplied	0	2
Charger supplied	-	80 min
No load speed (rpm)	3500	3500
Max. cutting depth 90° (mm)	55	55
Max. cutting depth 45° (mm)	39	39
Blade diameter (mm)	165	165
Bore size (mm)	15.87	15.87
Weight with battery pack (kg)	-	3.8
Supplied in	-	Tool bag
Article Number	4933419134	4933441403

HD18 MS M18™ METAL SAW

- Compact, ergonomic design provides superior control over standard metal saws, reciprocating saws and band saws
- Milwaukee® 4-pole frameless motor delivers 3600 rpm for fast cutting
- Tool-free depth adjustment quickly and easily adjusts cutting depth from 3 mm – 50 mm with a 135 mm blade
- Built-in LED light and large transparent window improve line of sight for more accurate cuts
- REDLINK™ overload protection electronics in tool and battery pack deliver best in class system durability



	HD18 MS-0	HD18 MS-402B
Battery pack capacity (Ah)	-	4.0
No. of batteries supplied	0	2
Charger supplied	-	80 min
No load speed (rpm)	3600	3600
Blade diameter (mm)	135	135
Bore size (mm)	20	20
Max. cutting capacity in steel plate (mm)	1.6	1.6
Max. cutting capacity metal pipe	50	50
Max. cutting capacity sections (mm)	51	51
Weight with battery pack (kg)	-	2.6
Supplied in	-	Tool bag
Article Number	4933427187	4933441390

HD18 AG M18™ HEAVY DUTY 115 MM ANGLE GRINDER

- Milwaukee®'s high performance 4-pole motor delivers maximum power whilst (optimising) maximising the power to weight ratio
- REDLINK™ overload protection electronics in tool and battery pack deliver best in class system durability
- Reduced height of gear box and slim girth design deliver optimum ergonomics
- Full metal gear case delivers heavy duty durability
- Exclusive paddle switch design for ease of use
- Multi position side handle for ease of use



	HD18 AG-0	HD18 AG-402C
No. of batteries supplied	0	2
Charger supplied	-	80 min
No load speed (rpm)	9000	9000
Disc diameter (mm)	115	115
Spindle size	M 14	M 14
Weight with battery pack (kg)	-	2.4
Supplied in	-	Kitbox
Article Number	4933411210	4933441303

HD18 BS M18™ HEAVY DUTY METAL BANDSAW

- 4.8 kg compact light weight design for cutting overhead and in tight places
- 85 mm cut capacity – cuts most common materials for electrician, plumber and mechanical cutting applications
- Tool-free adjustable material shoe – quickly adjusts the shoe and allows flush cuts when working with installed materials against walls and ceilings
- LED work light – illuminates the cut line in dark areas
- Blade ejection system – quickly change the blade by moving the material guide into the up position and depressing the blade ejection button
- REDLINK™ overload protection electronics in tool and battery pack deliver best in class system durability



	HD18 BS-0	HD18 BS-402C
Battery pack capacity (Ah)	-	4.0
No. of batteries supplied	0	2
Charger supplied	-	80 min
No load speed (rpm)	146	146
Cutting capacity rect. stock (mm)	85 x 85	85 x 85
Blade length (mm)	880	880
Weight with battery pack (kg)	-	4.8
Supplied in	-	Kitbox
Article Number	4933419122	4933441415

M18 GG M18™ GREASE GUN

- Powerful 18 V motor delivers over 620 bar max operating pressure
- Best in class run-time - dispenses up to 7 cartridges per charge
- Superior handle balance and ergonomics - only 355 mm long and 3.6 kg
- Integrated hose storage, shoulder strap loop and LED Fuel™ gauge - added user convenience and less down time
- REDLINK™ overload protection electronics in tool and battery pack deliver best in class system durability
- Air bleeder valve - priming mechanism for quick flow
- Bulk filler valve
- Three way loading - bulk, cartridge and suction capable
- 1219 mm high pressure flex hose with spring guard
- Grease capacity 400 ml cartridge, 473 ml bulk



	M18 GG-0
Battery pack capacity (Ah)	–
No. of batteries supplied	0
Charger supplied	–
Pressure (bar)	620
Weight with battery pack (kg)	–
Supplied in	–
Article Number	4933440493

C18 PCG/600 M18™ CAULK GUN WITH 600 ML TUBE

- Up to 4500 N of force. Min 40% higher than current Milwaukee® caulk gun
- Optimised performance with all adhesives and cool temperatures
- Anti-drip feature prevents unwanted dripping when trigger is released
- Dial control with 6 speed settings allows for maximum bead control
- Large robust plunger design ensures constant flow, reduces blow back and expels all sealant from cartridge
- REDLINK™ overload protection electronics in tool and battery pack deliver best in class system durability



	C18 PCG/600A-201B	C18 PCG/600T-201B
Battery pack capacity (Ah)	2.0	2.0
No. of batteries supplied	1	1
Charger supplied	40 min	40 min
Max. pushing force (N)	4500	4500
Speed settings	6	6
Standard equipment	600 ml aluminium	600 ml transparent
Weight with battery pack (kg)	2.3	2.3
Supplied in	Tool bag	Tool bag
Article Number	4933441305	4933441808

C18 PCG/400 M18™ CAULK GUN WITH 400 ML TUBE

- Up to 4500 N of force. Min 40% higher than current Milwaukee® caulk gun
- Optimised performance with all adhesives and cool temperatures
- Anti-drip feature prevents unwanted dripping when trigger is released
- Dial control with 6 speed settings allows for maximum bead control
- Large robust plunger design ensures constant flow, reduces blow back and expels all sealant from cartridge
- REDLINK™ overload protection electronics in tool and battery pack deliver best in class system durability



	C18 PCG/400T-201B
Battery pack capacity (Ah)	2.0
No. of batteries supplied	1
Charger supplied	40 min
Max. pushing force (N)	4500
Speed settings	6
Standard equipment	400 ml transparent tube
Weight with battery pack (kg)	2.3
Supplied in	Tool bag
Article Number	4933441812

C18 PCG/310 M18™ CAULK GUN WITH 310 ML CANISTER

- Up to 4500 N of force. Min 40% higher than current Milwaukee® caulk gun
- Optimised performance with all adhesives and cool temperatures
- Anti-drip feature prevents unwanted dripping when trigger is released
- Dial control with 6 speed settings allows for maximum bead control
- Large robust plunger design ensures constant flow, reduces blow back and expels all sealant from cartridge
- Supplied with 310 ml canister cartridge holder
- REDLINK™ overload protection electronics in tool and battery pack deliver best in class system durability



	C18 PCG/310C-201B
Battery pack capacity (Ah)	2.0
No. of batteries supplied	1
Charger supplied	40 min
Max. pushing force (N)	4500
Speed settings	6
Standard equipment	310 ml canister cartridge holder
Weight with battery pack (kg)	2.3
Supplied in	Tool bag
Article Number	4933441310

C12-28 DCR
M12™ - M28™ RADIO WITH
MP3 PLAYER CONNECTION

- Exclusive AM/ FM tuner with digital processor delivers highest reception accuracy and signal clarity
- Premium speakers and 40 W amplifier produce rich, full sound
- Weather sealed auxiliary compartment protects MP3 players and other audio devices
- Shock absorbing ABS polymer and steel construction protects against abusive jobsite conditions
- Customisable equaliser and 10-station preset
- Powered by M12™, M14™, M18™, M28™, V18, V28 & PBS 3000 batteries or a mains AC outlet
- Supplied with 220 - 240 V power adapter, 3.5 mm jack plug for auxiliary connection i.e iPods



	C12-28 DCR-0
Voltage (DC) (V)	12 - 28
Voltage (AC) (V)	220 - 240
Battery type	Li-ion & PBS 3000
Battery pack capacity (Ah)	-
No. of batteries supplied	0
Charger supplied	-
Dimensions (mm)	495 x 241 x 279
Weight (kg)	7.3
Supplied in	-
Article Number	4933410665



M18 PP2A M18 FUEL™ POWERPACK

- M18 CPD - M18 FUEL™ compact percussion drill
- M18 CDD - M18 FUEL™ compact drill driver



M18 PP2A-402C

Battery pack capacity (Ah)	4.0
No. of batteries supplied	2
Charger supplied	80 min
Supplied in	Kitbox
Article Number	4933440522

M18 PP2B M18 FUEL™ POWERPACK

- M18 CPD - M18 FUEL™ compact percussion drill
- M18 CIW - M18 FUEL™ compact 1/2" impact wrench



M18 PP2B-402C

Battery pack capacity (Ah)	4.0
No. of batteries supplied	2
Charger supplied	80 min
Supplied in	Kitbox
Article Number	4933440903

M18 PP6C M18™ POWERPACK

- HD18 PD - M18™ Heavy Duty percussion drill
- C18 ID - M18™ compact impact driver
- HD18 SX - M18™ Heavy Duty SAWZALL® with gear protection clutch
- HD18 CS - M18™ Heavy Duty circular saw for wood and plastic
- HD18 AG - M18™ Heavy Duty angle grinder
- C18 WL - M18™ work light



M18 PP6C-402B

Battery pack capacity (Ah)	4.0
No. of batteries supplied	2
Charger supplied	80 min
Supplied in	Tool bag
Article Number	4933443040

M28™



12340 SE 34588Z
No. 0013 658 2568

HD28 PD M28™ PERCUSSION DRILL

- Milwaukee® 28 V 4-pole frameless motor provides corded tool performance
- Delivers 85 Nm torque
- Compact size of only 237 mm over all length
- All metal gear case provides maximum durability
- Milwaukee® patented DPM electronics protect both battery and tool from overload, overheating & voltage drop
- 13 mm Röhm chuck provides maximum durability



	HD28 PD-32C
Battery pack capacity (Ah)	3.0
No. of batteries supplied	2
Charger supplied	60 min
No load speed gear 1 (rpm)	0 - 450
No load speed gear 2 (rpm)	0 - 1800
Chuck capacity (mm)	13
Max. drilling wood (mm)	65
Max. drilling steel (mm)	16
Max. drilling concrete (mm)	20
Max. torque (Nm)	90
Weight with battery pack (kg)	2.5
Supplied in	Kitbox
Article Number	4933410819

HD28 IW M28™ 1/2" DRIVE IMPACT WRENCH

- 28 volt, high power Milwaukee® motor delivers 440 Nm of torque
- Durable, lightweight magnesium gear case for extended life and comfort
- Variable speed trigger for enhanced control and accuracy
- 1/2" square drive with detent pin for secure socket retention
- Non-slip gripping surfaces for maximum comfort and control
- Exclusive reversible battery pack design for optimal tool balance



	HD28 IW-0	HD28 IW-32X
Battery pack capacity (Ah)	-	3.0
No. of batteries supplied	0	2
Charger supplied	-	60 min
No load speed (rpm)	0 - 1450	0 - 1450
Impact rate (ipm)	0 - 2450	0 - 2450
Tool reception	1/2" square	1/2" square
Max. torque (Nm)	440	440
Weight with battery pack (kg)	-	4.1
Supplied in	Dyna Case	Dyna Case
Article Number	4933416930	4933416920

HD28 HX M28™ SDS 3-MODE HAMMER DRILL WITH FIXTEC CHUCK

- 28 volt, high power Milwaukee® motor gives corded tool performance
- Rotary only mode for drilling in wood & metal
- L-shape construction for perfect balance and control
- Auto-stop for chiselling
- Metal gearbox for exact seating of bearing and gears
- FIXTEC system - keyless chuck changing



	HD28 HX-0	HD28 HX-32X
Battery pack capacity (Ah)	-	3.0
No. of batteries supplied	0	2
Charger supplied	-	60 min
Tool reception	SDS-Plus	SDS-Plus
Blow energy [EPTA][J]	2.8	2.8
Max. drilling concrete (mm)	26	26
Weight with battery pack (kg)	-	4.2
Supplied in	Dyna Case	Dyna Case
Article Number	4933415511	4933415508

HD28 MS M28™ METAL DRY CUT SAW

- Cuts mild steel, aluminium, insulated foam panel
- Large cutting depth of 61 mm
- Powerful, 28 V, 3200 rpm Milwaukee® motor delivers powerful saw performance
- Constant, fade-free power ensures the first cut is as powerful as the last
- Premium 174 mm carbide blade
- LED light for better sight of cutting area and entry-point of blade
- Compact, well-balanced design
- Ergonomic soft grip handle design for more comfortable use
- Motor overload protection
- Electronic motor brake, saw blade stops within seconds
- Supplied with 36 tooth blade



	HD28 MS-0	HD28 MS-32C
Battery pack capacity (Ah)	-	3.0
No. of batteries supplied	0	2
Charger supplied	-	60 min
Cutting depth (mm)	61	61
No load speed (rpm)	3200	3200
Blade diameter (mm)	174	174
Weight with battery pack (kg)	4.2	4.2
Supplied in	Dyna Case	Kitbox
Article Number	4933416880	4933416870

HD28 AG M28™ 115 MM ANGLE GRINDER

- Powerful M28™ cordless grinder @ 9000 rpm's
- Digital power management - battery, motor and switch protection from any abusive overloading
- Fast and easy wheel change with patented FIXTEC nut
- Burst resistant and tool-free safety guard for best user protection and fast adjustment
- AVS side handle for most compatible work and less strain to the user



	HD28 AG-0	HD28 AG-32C
Battery pack capacity (Ah)	-	3.0
No. of batteries supplied	0	2
Charger supplied	-	60 min
No load speed (rpm)	9000	9000
Disc diameter (mm)	115	115
Cutting depth (mm)	28	28
Spindle size	M 14	M 14
Weight with battery pack (kg)	-	2.8
Supplied in	Dyna Case	Kitbox
Article Number	4933416950	4933416940

HD28 SX M28™ SAWZALL®

- 28 V, high power Milwaukee® motor delivers corded SAWZALL® performance
- 29 mm stroke length, 3000 spm for extremely fast cutting
- Exclusive gear protecting clutch for legendary SAWZALL® durability
- Heavy Duty, all metal FIXTEC blade clamp for fast blade changes
- Tool free, adjustable shoe quickly adjusts blade depth
- Convenient two-speed selection for best cut control in different materials
- Soft grip gripping surfaces for maximum comfort and control



	HD28 SX-0	HD28 SX-32C
Battery pack capacity (Ah)	-	3.0
No. of batteries supplied	0	2
Charger supplied	-	60 min
No load speed gear 1 (rpm)	0 - 2000	0 - 2000
No load speed gear 2 (rpm)	0 - 3000	0 - 3000
Stroke length (mm)	29	29
Weight with battery pack (kg)	-	4.1
Supplied in	Dyna Case	Kitbox
Article Number	4933416860	4933416850

HD28 JSB M28™ BODY GRIP JIGSAW

- 2-speed selector switch for ideal speed in different materials
- Anti-vibration mechanism for low vibration
- FIXTEC blade clamp for fast and easy keyless blade change
- Exact saw blade guidance with large blade support roller on needle bearings fitted in a very low position
- Adjustable saw dust blower
- Soft start for smooth startup
- FIXTEC - Keyless base plate adjustments with snap-in feature at 0° and 45°
- Die-cast base plate
- Four-stage adjustment of the pendulum action for increased cutting performance and longer saw blade life



	HD28 JSB-0	HD28 JSB-32X
Battery pack capacity (Ah)	-	3.0
No. of batteries supplied	0	2
Charger supplied	-	60 min
No load stroke rate (spm)	2100 / 2800	2100 / 2800
Max. cutting capacity wood (mm)	135	135
Max. cutting capacity steel (mm)	10	10
Stroke length (mm)	26	26
Weight with battery pack (kg)	-	3.5
Supplied in	Dyna Case	Dyna Case
Article Number	4933419026	4933419016

HD28 CS M28™ CIRCULAR SAW

- 28 V, high power 4200 rpm Milwaukee® motor delivers corded performance
- Versatile 54 mm cutting depth, 50° bevel cut capacity
- Left-blade design for optimal cut-line visibility and control
- Heavy Duty construction with all metal lower / upper blade guards and aluminium shoe
- Ergonomic soft grip handle design for more comfortable use
- Electronic motor brake, saw blade stops within seconds
- Supplied with 24 tooth saw blade, parallel guide, dust port and allen key



	HD28 CS-0	HD28 CS-32C
Battery pack capacity (Ah)	-	3.0
No. of batteries supplied	0	2
Charger supplied	-	60 min
No load speed (rpm)	4200	4200
Max. cutting depth 90° (mm)	54	54
Max. cutting depth 45° (mm)	39	39
Blade diameter (mm)	165	165
Arbor size (mm)	15.87	15.87
Weight with battery pack (kg)	-	3.6
Supplied in	Dyna Case	Kitbox
Article Number	4933419022	4933419017

C12-28 DCR M12™ - M28™ RADIO WITH MP3 PLAYER CONNECTION

- Exclusive AM/ FM tuner with digital processor delivers highest reception accuracy and signal clarity
- Premium speakers and 40 W amplifier produce rich, full sound
- Weather sealed auxiliary compartment protects MP3 players and other audio devices
- Shock absorbing ABS polymer and steel construction protects against abusive jobsite conditions
- Customisable equaliser and 10-station preset
- Powered by M12™, M14™, M16™, M28™, V18, V28 & PBS 3000 batteries or a mains AC outlet
- Supplied with 220 - 240 V power adapter, 3.5 mm jack plug for auxiliary connection i.e iPods



C12-28 DCR-0

Voltage (DC) (V)	12 - 28
Voltage (AC) (V)	220 - 240
Battery type	Li-ion & PBS 3000
Battery pack capacity (Ah)	-
No. of batteries supplied	0
Charger supplied	-
Dimensions (mm)	495 x 241 x 279
Weight (kg)	7.3
Supplied in	-
Article Number	4933410665

M28 PACK G M28™ POWERPACK

- HD28 PD – M28™ percussion drill
- HD28 HX – M28™ SDS 3-mode drill
- M28 WL – M28™ lamp



M28 Pack G - 32B

Battery pack capacity (Ah)	3.0
No. of batteries supplied	2
Charger supplied	60 min
Supplied in	Dyna Case
Article Number	4933413820

M28 PACK H M28™ POWERPACK

- HD28 PD – M28™ percussion drill
- HD28 AG – M28™ 115 mm angle grinder



M28 Pack H-32C

Battery pack capacity (Ah)	3.0
No. of batteries supplied	2
Charger supplied	60 min
Supplied in	Dyna Case
Article Number	4933413815

BATTERIES



	System	Battery type	Voltage (V)	Battery pack capacity (Ah)	Article Number
M12 B	M12	Li-ion	12	1.5	4931427105
M12 B2	M12	Li-ion	12	2.0	4932430064
M12 BX	M12	Li-ion	12	3.0	4932352664
M12 B4	M12	Li-ion	12	4.0	4932430065
M18 B	M18	Li-ion	18	1.5	4932352667
M18 B2	M18	Li-ion	18	2.0	4932430062
M18 BX	M18	Li-ion	18	3.0	4932352668
M18 B4	M18	Li-ion	18	4.0	4932430063
M28 BX	M28	Li-ion	28	3.0	4932352523

BATTERIES - PBS SYSTEM



	System	Battery type	Voltage (V)	Battery pack capacity (Ah)	Article Number
B 12	PBS 3000	NiCd	12	1.4	4932373527
BXS 12	PBS 3000	NiCd	12	2.0	4932373529
BXL 12	PBS 3000	NiCd	12	2.4	4932373530
MXL 12	PBS 3000	NiMH	12	3.0	4932399311
BXL 24	PBS 3000	NiCd	24	2.4	4932373560

CHARGERS



	System	Charging range	Charging time	For battery type NiCd	For battery type NiMH	For battery type Li-Ion	Article Number
TCA 7224 MB	PBS 3000	7.2 - 24 V	12 min	Yes	Yes	–	4932399035
RCA 7224 MB	PBS 3000	7.2 - 24 V	47 min	Yes	Yes	–	4932386670
C12 C	M12	12 V	40/80 min	–	–	Yes	4932352000
M12-18C	M12,M18,M14	12 - 18 V	40/80 min	–	–	Yes	4932352962
M1418 C6 110V	M14,M18	14.4 V - 18 V	40/80 min	–	–	Yes	4932430087
M1418 C6 230V	M14,M18	14.4 V - 18 V	40/80 min	–	–	Yes	4932430086
M28 C	M28	28 V	60 min	–	–	Yes	4932352525

LAMPS



	Voltage (V)	Battery type	System	Battery compatibility	Bulb type	Article Number
C12 T-0	12	Li-ion	M12	All Milwaukee® M12™ batteries	Xeon	4932352159
C12 T LED-0	12	Li-ion	M12	All Milwaukee® M12™ batteries	LED	4932352478
C18 WL	18	Li-ion	M18	All Milwaukee® M18™ Batteries	Xeon	4932352158
C18 WL LED	18	Li-ion	M18	All Milwaukee® M18™ Batteries	LED	4932352479
M28 WL-0	28	Li-ion	M28	3.0 Ah	Xeon	4932352526
M28 WL LED-0	28	Li-ion	M28	3.0 Ah	LED	4932352527

**NEW M18 MULTIBAY CHARGER
M1418C6**

110 V – 4932430087 / 230 V – 4932430086



HAMMERS





KANGO 950

10 KG CLASS DRILLING & BREAKING HAMMER

- 20 J blow energy for best in class breaking performance
- 1700 watt motor - best in class with plenty in reserve for the toughest applications
- Ideal for usage with generators
- DIGITRONIC® - fullwave electronics for precise power adjustment to application
- 3 handles - all with AVS (Anti-Vibration-System) and soft grip for comfortable and less tiring use
- In-Line motor design for more comfort in below waist applications
- Automatic lubrication system for longer life time
- Service indicator light
- All metal gearcase - optimum seating of the gears for enhanced service life
- 6 m cable



	KANGO 950 S	KANGO 950 K
Power input (W)	1700	1700
No load speed (rpm)	125 - 250	125 - 250
Blow energy [EPTA][J]	20	20
Full load hammer action (bpm)	975 - 1950	975 - 1950
Full load speed (soft hammer) (rpm)	125 - 250	125 - 250
Max. drilling solid bit (mm)	50	50
mx. drilling tunnel bit (mm)	80	80
Max. drilling core bit (mm)	150	150
Tool reception	SDS-Max	K-Hex
Vibration drilling (m/s ²)	12.5	12.5
Vibration chiseling (m/s ²)	11	11
Weight (kg)	11.8	11.8
Supplied in	Kitbox	Kitbox
Article Number 110 V	4933375752	4933375660
Article Number 240 V	4933375710	4933375500

KANGO 900

10 KG CLASS BREAKING HAMMER

- 20 J blow energy for best in class breaking performance
- 1600 watt motor - best in class with plenty in reserve for the toughest applications
- Ideal for usage with generators
- DIGITRONIC® - fullwave electronics for precise power adjustment to application
- 3 handles - all with AVS (Anti-Vibration-System) and soft grip for comfortable and less tiring use
- In-Line motor design for more comfort in below waist applications
- Automatic lubrication system for longer life time
- Power light informs if electricity flows
- Service indicator light
- 6 m cable



	KANGO 900 S	KANGO 900 K
Power input (W)	1600	1600
Blow energy [EPTA][J]	20	20
Full load hammer action (bpm)	975 - 1950	975 - 1950
Tool reception	SDS-Max	K-Hex
Vibration chiseling (m/s ²)	11	11
Weight (kg)	11.0	11.0
Supplied in	Kitbox	Kitbox
Article Number 110 V	4933375756	4933375670
Article Number 240 V	4933375720	4933409258

KANGO 750 S

7 KG CLASS DRILLING AND BREAKING HAMMER

- AVS (Anti-Vibration-System) and soft grip on front and back handle
- Soft hammer mode reduces blow energy for chiselling in sensitive materials
- Soft start for precise start of drilling/chiselling
- Powerful 1550 watt ensures maximum power yet due to better heat dissipation, guarantees maximum possible durability
- Large, heavy weight striker delivers maximum impact energy
- Service indicator light
- Power light informs if electricity flows
- Roto-Stop and multi-position chisel function
- 6 m cable



	KANGO 750 S
Power input (W)	1550
No load speed (rpm)	300
Blow energy [EPTA][J]	11.9
Full load hammer action (bpm)	2740
Full load speed (soft hammer) (rpm)	240
Max. drilling solid bit (mm)	50
mx. drilling tunnel bit (mm)	80
Max. drilling core bit (mm)	150
Tool reception	SDS-Max
Vibration drilling (m/s ²)	9.5
Vibration chiseling (m/s ²)	9.1
Weight (kg)	8.2
Supplied in	Kitbox
Article Number 110 V	4933398601
Article Number 240 V	4933398600

KANGO 545 S

5 KG CLASS DRILLING AND BREAKING HAMMER

- AVS (Anti-Vibration-System) and soft grip on front and back handle
- Soft hammer mode reduces blow energy for drilling/chiselling in sensitive materials
- Soft start for precise start of drilling/chiselling
- Constant electronic for keeping the speed uniform even under load
- Lock-on switch for more comfortable extended use
- Service indicator light
- Power light informs if electricity flows
- Additional handle can be fixed in 3 different positions
- Roto-Stop and multi-position chisel function
- 6 m cable



	KANGO 545 S
Power input (W)	1300
No load speed (rpm)	450
Blow energy [EPTA][J]	8.5
Full load hammer action (bpm)	2840
Full load speed (soft hammer) (rpm)	350
Max. drilling solid bit (mm)	45
mx. drilling tunnel bit (mm)	65
Max. drilling core bit (mm)	100
Tool reception	SDS-Max
Vibration drilling (m/s ²)	13
Vibration chiseling (m/s ²)	9
Weight (kg)	6.7
Supplied in	Kitbox
Article Number 110 V	4933398280
Article Number 240 V	4933398200

72-987372

RX4™

LONGER THAN LIFE!

50% LONGER LIFE TIME



RX4

9932 959 6100 94 200705 01 00221 ■■■■




Thanks to the optimum 4x90° symmetry, all four carbide cutting edges function evenly and do not jam up when hitting rebar.



Four symmetrically spiral shoulders ensure low, uniform flute wear.



Solid one piece carbide tip for outstanding lifetime.



Thicker core body for low vibration and extra strength minimising drill bit breakages.



Centering tip for straight forward spot drilling with pinpoint accuracy.



The PGM seal guarantees precisely fitting anchor application holes over the entire life time of the drill bit.

SDS-plus RX4 drill bits - 4 cut

SDS-plus drill bit set (5-piece)
Plastic container

Contents:
Ø 5/6x110 mm
Ø 6/8/10x160 mm
Art. no. 4932352833



SDS-plus drill bit set (5-piece)
Plastic container

Contents:
Ø 5.5x110 mm
Ø 5.5/6/7/8x160 mm
Art. no. 4932352835

SDS-plus drill bit set (7-piece)
Plastic cassette

Contents:
Ø 5/6/8x110 mm
Ø 6/8/10/12x160 mm
Art. no. 4932352051



KANGO 540 S

5 KG CLASS DRILLING AND BREAKING HAMMER

- Best power to weight ratio in its class
- 2 mode SDS-Max combi hammer
- Roto-stop and multi position chisel function gives 12 different positions to optimize working angle
- Safety clutch protects operator and machine if drill bit jams
- Robust magnesium gear housing for tough environments, exact seat fitting of gear components and better cooling
- Low vibration construction enhances usage time per day
- Soft grip main side handle
- 4 m cable



KANGO 540 S	
Power input (W)	1100
No load speed (rpm)	450
Blow energy [EPTA][J]	7.5
Full load hammer action (bpm)	3000
Full load speed (soft hammer) (rpm)	430
Max. drilling concrete (mm)	40
mx. drilling tunnel bit (mm)	65
Max. drilling core bit (mm)	105
Tool reception	SDS-Max
Vibration drilling (m/s ²)	16.8
Vibration chiseling (m/s ²)	16.7
Weight (kg)	6.3
Supplied in	Kitbox
Article Number 110 V	4933418140
Article Number 240 V	4933418120

KANGO 500 S

5 KG CLASS BREAKING HAMMER

- AVS (Anti-Vibration-System) and soft grip on front and back handle
- Soft hammer mode reduces blow energy for chiselling in sensitive materials
- Soft start for precise start of chiselling
- Constant electronic for keeping the speed uniform even under load
- Lok-on switch for more comfortable extended use
- Service indicator light
- Power light informs if electricity flows
- Front D-shaped handle, ideally designed for chipping work, is fully adjustable to maximise operator comfort
- Variolock (12 positions) for selecting the most appropriate chisel angle
- 6 m cable



KANGO 500 S	
Power input (W)	1300
Blow energy [EPTA][J]	8.5
Full load hammer action (bpm)	2840
Tool reception	SDS-Max
Vibration chiseling (m/s ²)	9
Weight (kg)	6.3
Supplied in	Kitbox
Article Number 110 V	4933398290
Article Number 240 V	4933398220

PH 30

30 MM SDS-PLUS 3-MODE HAMMER

- Over sized heavy weight striker delivers 3.6 joules of impact energy
- 1030 watt motor combined with optimised drilling speed results in unsurpassed drilling performance
- Low vibration due to ergonomic soft grip on main and side handle
- Greatest durability in class is achieved by utilising integrated metal block technology in the gearing mechanism
- Brush rotation ring (for same power in forward & reverse action)
- Soft hammer mode for drilling in sensitive materials
- Fast tool changing from FIXTEC system with keyless chuck
- Soft start for precise start of drilling/chiselling
- 4 m cable



PH 30 POWER X	
Power input (W)	1030
Blow energy [EPTA][J]	3.6
Full load hammer action (bpm)	0 - 3800
Full load speed [rpm]	0 - 850
Max. drilling concrete (mm)	30
Max. drilling steel (mm)	13
Max. drilling wood (mm)	40
Tool reception	SDS-Plus
Vibration drilling (m/s ²)	22
Vibration chiseling (m/s ²)	14
FIXTEC	Yes
Weight (kg)	2.9
Supplied in	Kitbox
Article Number 110 V	4933396512
Article Number 240 V	4933396420

M12 DE

M12™ UNIVERSAL HAMMER VAC

- Fits all Milwaukee® SDS-plus and the majority of competitor's drills between 43-59 mm neck size
- Multi functionality - can be used as a dedicated dust extraction as well as a hand held vac
- HEPA filter: 99.7 % efficient
- Automatic 5 sec switch off time delay to ensure dust from drilled hole is completely cleaned
- Right or left mounting
- Fuel gauge displays remaining battery charge state
- REDLINK™ overload protection electronics in tool and battery pack deliver best in class system durability
- Supplied with 3 x side handles



	M12 DE-0C	M12 DE-201C
Battery pack capacity (Ah)	-	2.0
No. of batteries supplied	0	1
Charger supplied	-	40 min
Max. drill bit diameter (mm)	4 - 16	4 - 16
Max. drilling depth (mm)	120	120
Weight with battery pack (kg)	-	1.7
Supplied in	Kitbox	Kitbox
Article Number 12 V	4933440510	4933440500

PH 26 X

26 MM SDS-PLUS 3-MODE HAMMER

- Most compact, slimline hammer available in its class
- Unmatched performance with 2.4 J blow energy and 4500 bpm
- Lowest vibration only 13.5 m/s²
- Extreme Milwaukee® durability thanks to integrated metal block technology
- Innovative and patented internal weight reduction technology
- Hammer stop function
- Safety clutch protects machine and user if drill bit jams
- X version comes with fast changing FIXTEC adaptor with keyless chuck
- 4 m cable



	PH 26 X
Power input (W)	725
Blow energy [EPTA][J]	2.4
Full load hammer action (bpm)	0 - 4500
Full load speed [rpm]	0 - 1250
Max. drilling concrete (mm)	26
Max. drilling steel (mm)	13
Max. drilling wood (mm)	30
Tool reception	SDS-Plus
Vibration drilling (m/s ²)	13.5
Vibration chiseling (m/s ²)	8.5
FIXTEC	Yes
Weight (kg)	2.6
Supplied in	Kitbox
Article Number 110 V	4933429025
Article Number 240 V	4933429020

PLH 20

20 MM SDS-PLUS 2-MODE L-SHAPED FIXING HAMMER

- SDS-plus chuck
- Optimised hammer drilling 5 – 12 mm
- Safety clutch protects user and machine if drill bit jams
- AVS (Anti-Vibration-System) for more comfortable use and less strain on the user
- Motor cooling airflow is designed in a way that blows drilling debris away from user when drilling overhead
- Soft grip handle for comfort
- Ergonomic 2-finger trigger with variable speed control
- Forward and reverse mechanism
- 4 m cable



	PLH 20
Power input (W)	620
Blow energy [EPTA][J]	2.0
Full load hammer action (bpm)	0 - 4400
Full load speed (soft hammer) (rpm)	0 - 2700
Max. drilling concrete (mm)	20
Max. drilling steel (mm)	13
Max. drilling wood (mm)	30
Tool reception	SDS-Plus
Vibration drilling (m/s ²)	10.2
FIXTEC	No
Weight (kg)	1.9
Supplied in	Kitbox
Article Number 110 V	4933408110
Article Number 240 V	4933415755

PLH 32

32 MM SDS-PLUS 3-MODE L-SHAPED HAMMER

- Tough, durable hammer with excellent drilling performance in concrete from the high torque motor and gears and a 3.8 joule single blow energy
- Good balance and easy handling from the compact L-shape design with AVS (Anti-Vibration-System) and soft grip handle
- Fast tool changing from the FIXTEC system with keyless chuck
- Heavy Duty magnesium gear casing for optimum seating of gears for a longer operational life
- Reliable safety clutch protects machine and user
- 4 m cable



	PLH 32 XE
Power input (W)	900
Blow energy [EPTA][J]	3.8
Full load hammer action (bpm)	0 - 4500
Full load speed (soft hammer) (rpm)	0 - 800
Max. drilling concrete (mm)	32
Max. drilling steel (mm)	16
Max. drilling wood (mm)	40
Tool reception	SDS-Plus
Vibration drilling (m/s ²)	22
Vibration chiseling (m/s ²)	15.5
FIXTEC	Yes
Weight (kg)	3.6
Supplied in	Kitbox
Article Number 110 V	4933400071

PD-705

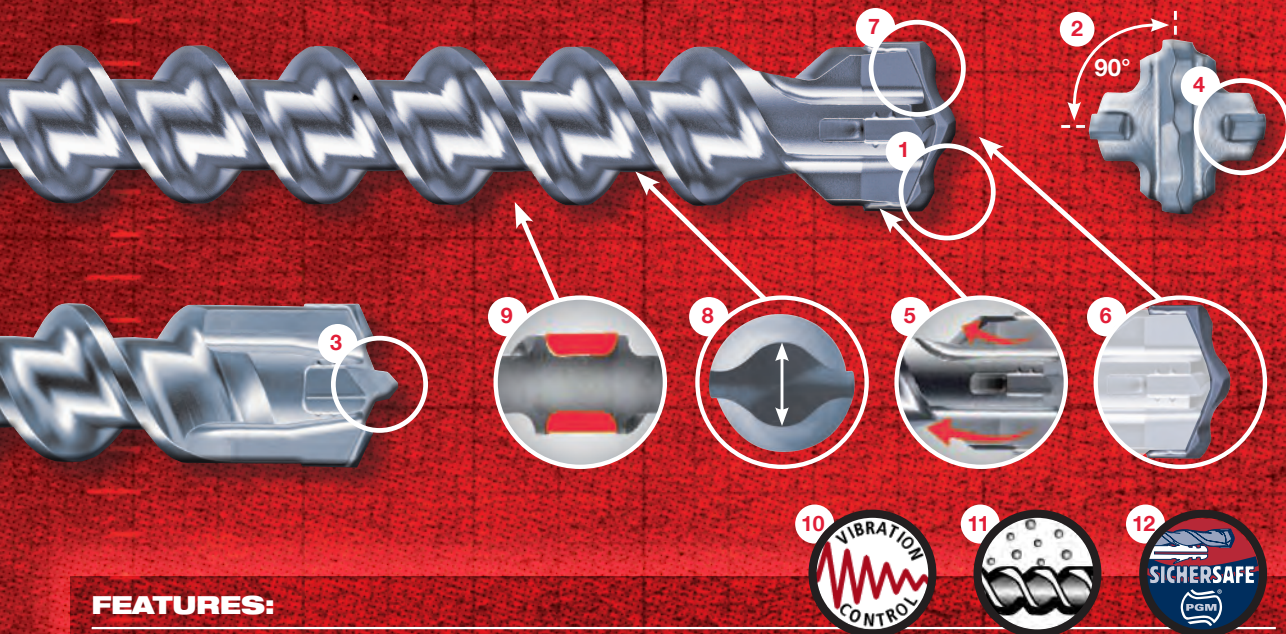
705 W PERCUSSION DRILL

- Compact and powerful 705 W motor
- Compact ergonomic design with large soft grip areas offers excellent handling
- Variable speed control with forward and reverse mechanism
- Hammer action stop for rotary drilling
- 13 mm metal keyless chuck
- 43 mm gear neck diameter for use in drill stands
- 4 m cable



	PD-705
Power input (W)	705
No load speed (rpm)	0 - 3000
Max. drilling concrete (mm)	15
Max. drilling masonry (mm)	16
Max. drilling steel (mm)	13
Max. drilling wood (mm)	30
Max. static stalling torque (Nm)	15
Chuck capacity (mm)	13
Weight (kg)	1.9
Supplied in	-
Article Number 240 V	4933431970

SDS-MAX



FEATURES:

1. Large carbide tip with patented rebar chamfers.

Ensures lower vibration and optimised drilling performance when hitting reinforced steel. Longer life time.

2. Especially developed robust head geometry with optimum 4x90° symmetry of carbide tip.

Reduces jamming up on hitting reinforcing steel and masters also toughest applications as well as usage of the strongest power tools.

3. Centering point with 130° point angle.

Easy spot drilling with pinpoint accuracy and ensures optimum guidance during drilling.

4. Big, robust secondary cutter with dynamic, curved cutting edge.

Supports the primary cutter for faster drilling.

5. Shorter spiral windings.

For faster transport of drilling dust from the head to the flute = Less wear and heat build up at the tip.

6. Innovative, unique carbide tip. With more carbide on all diameters and extra carbide on Ø > 32 mm.

Delivers an aggressive demolition effect and therefore faster drilling progress.

7. Wear mark on both sides of primary cutter.

Guarantees diameter accuracy i.e. for anchor fittings. Life time indicator in warranty cases.

8. Patented reinforced flute geometry.

Lower vibrations for smoother drilling. Stronger flute means less breakages. Better transfer of hammer energy to the tip.

9. Deep flute shoulders.

High volume dust removal for optimum drilling speed less wear and heat build up.

10. Low vibration drilling performance.

Comfortable drilling ensures less stress for man and machine.

11. Special surface treatment. Shot blasting provides a smooth surface.

Densifies the surface structure and makes the bit more wear resistant.

12. PGM conformity.

Guarantees precise holes for anchor fitting over the entire life time of the drill bit.



A NEW GENERATION OF SDS-MAX DRILLING

SDS-Plus 1000 90 ZWISPE IS 0921

Ø MM	A MM	B MM	QUANTITY	ID. NO. 4932	EAN CODE 4002395	Ø MM	A MM	B MM	QUANTITY	ID. NO. 4932	EAN CODE 4002395	Ø MM	A MM	B MM	QUANTITY	ID. NO. 4932	EAN CODE 4002395			
12	340	200	●	1	352750	374083	22	320	200	1	352768	374267	32	570	450	1	352786	374441		
12	540	400	●▲	1	352751	374090	22	520	400	▲	1	352769	374274	32	920	800	▲	1	352787	374458
14	340	200	●	1	352752	374106	22	920	800	▲	1	352770	374281	32	1320	1200	▲	1	352788	374465
14	540	400	●▲	1	352753	374113	22	1320	1200	▲	1	352771	374298	35	370	250	1	352789	374472	
15	340	200	●	1	352754	374120	24	320	200	1	352772	374304	35	570	450	1	352790	374489		
15	540	400	●▲	1	352755	374137	24	520	400	▲	1	352773	374311	35	920	800	▲	1	352791	374496
16	340	200	1	352756	374144	25	320	200	1	352774	374328	38	370	250	1	352792	374502			
16	540	400	▲	1	352757	374151	25	520	400	▲	1	352775	374335	38	570	450	1	352793	374519	
16	940	800	▲	1	352758	374168	25	920	800	▲	1	352776	374342	40	370	250	1	352794	374526	
16	1320	1180	▲	1	352759	374175	25	1320	1200	▲	1	352777	374359	40	570	450	▲	1	352795	374533
18	340	200	1	352760	374182	28	370	250	1	352778	374366	40	920	800	▲	1	352796	374540		
18	540	400	▲	1	352761	374199	28	570	450	▲	1	352779	374373	40	1320	1200	▲	1	352797	374557
18	940	800	▲	1	352762	374205	28	670	550	▲	1	352780	374380	45	570	450	1	352798	374564	
18	1320	1180	▲	1	352763	374212	28	920	800	▲	1	352781	374397	52	570	450	1	352799	374571	
20	320	200	1	352764	374229	28	1320	1200	▲	1	352782	374403	SDS-Max 5pc drill bit set: Ø 16, 18 x 540 mm, Ø 20, 22, 25 x 520 mm.							
20	520	400	▲	1	352765	374236	30	370	250	1	352783	374410						1	352800	374588
20	920	800	▲	1	352766	374243	30	570	450	1	352784	374427								
20	1320	1200	▲	1	352767	374250	32	370	250	1	352785	374434								

DCM 2-350 C DIAMOND DRILLING MOTOR

- Two-speed diamond coring motor
- Internal slip clutch
- Triple-reduction gearing
- Soft start switch
- Motor overload protection
- PRCD residual current device
- Built-in water swivel
- Dual-mount switch box
- Supplied with open end wrench, Hex keys and strap with switch box.



	DCM 2-350 C
Power input (W)	2800
No load speed gear 1 (rpm)	300
No load speed gear 2 (rpm)	600
Max. drilling core bit (mm)	350
Tool reception	1 1/2" UNC
Weight (kg)	9
Supplied in	–
Article Number 240 V	40044

DR 350 T DIAMOND DRILL STAND FOR DCM 2-350C

- Light weight drilling rig from aluminium
- Tilting (0 - 45°)
- Drill angle and depth display
- Quick-connect motor plate
- Fine adjustment of feed speed
- Vertical and horizontal water level
- Drill hole centering device
- Leveling screws
- Feed handle attachable to both sides of rig
- Transportable handle & wheels
- Supplied with 3/8" Hex key, 6 mm Hex key, 17 x 19 wrench, quick-connect motor plate, 4 pcs. M8 x 25 mm screws, centering device



	DR 350 T
Max. drilling core bit (mm)	350
Stroke length (mm)	610
Height (mm)	1042
Base size (mm)	391 x 523
Angle capacity (°)	45
Weight (kg)	19.5
Supplied in	–
Article Number	4933400600

DCM 2-250 C DIAMOND DRILLING MOTOR

- Two-speed diamond coring motor
- Internal slip clutch
- Triple-reduction gearing
- Soft start switch
- Motor overload protection
- PRCD residual current device
- Built-in water swivel
- Dual-mount switch box
- Supplied with open end wrench, Hex keys and strap with switch box



	DCM 2-250 C
Power input (W)	2800
No load speed gear 1 (rpm)	450
No load speed gear 2 (rpm)	900
Max. drilling core bit (mm)	250
Tool reception	1 1/2" UNC
Weight (kg)	9
Supplied in	–
Article Number 240 V	40964

DR 250 TV DIAMOND DRILL STAND FOR DCM 2-250C

- Light weight drilling rig from aluminium
- Tilting (0 - 45°)
- Drill angle and depth display
- Quick-connect motor plate
- Integrated vacuum base plate (use with and without vacuum possible)
- Fine adjustment of feed speed
- Vertical and horizontal water level
- Drill hole centering device
- Leveling screws
- Feed handle attachable to both sides of rig
- Supplied with 3/8" Hex key, 6 mm Hex key, 17 x 19 wrench, quick-connect motor plate, 4 pcs. M8 x 25 mm screws, centering device, vacuum rubber seal



	DR 250 TV
Max. drilling core bit (mm)	250
Stroke length (mm)	520
Height (mm)	834
Base size (mm)	276 x 467
Angle capacity (°)	45
Weight (kg)	10
Supplied in	–
Article Number	4933400590

DD 3-152

3-SPEED COMBI DIAMOND DRILL

- Powerful 1900 watt motor
- Optimum speed range to drive small and large core bits
- Soft start with stepless speed control
- LED thermal motor temperature protection indicator
- Safety clutch
- Quick-in connection - secure motor fixing connection for ease of use and minimum vibration
- L shaped handle for better weight distribution
- 3-speed gearbox
- 5 m cable with PRCO
- Supplied with dust extraction connector, 32 mm and 41 mm spanners



DD 3-152

Power input (W)	1900
Full load speed (rpm)	550 / 1250 / 2700
Max. drilling concrete (mm)	152
Max. drilling masonry (mm)	202
Tool reception	½" G + 1 ½" UNC
Weight (kg)	6.5
Supplied in	Kitbox
Article Number 110 V	4933431530
Article Number 240 V	4933428000

DR 152 T

DIAMOND DRILL STAND FOR DD 3-152

- Cast aluminium base for easy transportation
- 45° tilt for angle drilling
- Quick-in connection - precise and quick connection of tool and rig
- Compact base - saves space for drilling in confined spaces
- 4 leveling screws for fast adjustment
- Horizontal and vertical spirit levels
- Transport handle
- Locking knob locks unit at highest position to aid fixing of machine and core bit
- Two spoke wheel feed for left and right hand operation
- Vacuum plate is available as accessory (4932352676)



DR 152 T

Max. drilling core bit (mm)	152
Base size (mm)	330 x 210
Angle capacity (°)	45
Weight (kg)	10
Supplied in	-
Article Number	4933428020

DD 2-160 XE

2-SPEED DRY DIAMOND DRILL

- Powerful robust motor delivers constant high torque
- Dual protection from the interlinked mechanical and electronic clutches to protect both user and tool
- Robust construction with metal gearbox
- Safe handling from the long AVS side handle and "D-shaped" back handle
- 2-speed gear box
- M16 FIXTEC adaptor for fast core bit changing
- Soft hammer action - when activated allows the core bit to cut faster and easier
- Soft start via accelerator switch for precision and controlled drilling
- Fixtec Cleanline rotor (additional accessory) the best solution for dust extraction
- 4 m cable
- Supplied with quick change adaptor for M16 diamond cores, SDS-plus pilot drill bit (6 x 140 mm)



DD 2-160 XE

Power input (W)	1500
No load speed (rpm)	0 - 1500 / 0 - 3000
Full load speed (rpm)	0 - 890 / 0 - 1770
No load hammer stroke (rpm)	24,000 / 48,000
Max. drilling masonry (mm)	162
Max. static stalling torque (Nm)	50
Tool reception	M18 x 2.5
Weight (kg)	4.2
Supplied in	Kitbox
Article Number 110 V	4933368700
Article Number 240 V	4933368705

CONSTRUC



12340 SE 345882



No. 0013



892:66163

09:982:73

09:9873:72

TION

658 2568



SSPE 1500 X 1500 W SAWZALL®

- 1500 W Milwaukee® motor - highest overload protection in the industry; prevents motor burn up/failure
- Constant power technology - maintains constant speed under load for unmatched cutting performance
- Patented gear protecting clutch - extends gear and motor life by absorbing high impact forces caused by sudden blade lock-ups
- Patented counter balanced mechanism - provides low vibration and durability
- Variable speed trigger and dial speed control - maximum speed control
- FIXTEC blade clamp system - provides fast and easy blade changes
- Adjustable shoe for optimised use of saw blades
- Supplied with a SAWZALL® blade, additional keyed blade clamp and 4 m cable



SSPE 1500 X	
Power input (W)	1500
No load stroke rate (spm)	0 - 2800
Stroke length (mm)	32
Weight (kg)	4.5
Supplied in	Kitbox
Article Number 110 V	4933429145
Article Number 240 V	4933428900

SSD 1100 X 1100 W SAWZALL®

- FIXTEC blade clamp for fast and easy blade changes without any key
- Water & finger protection nose for safer work and better rust protection
- Pendulum action for increased performance
- Full wave electronic
- Durable long lasting slider crople mechanism
- Variable speed trigger switch
- Supplied with a blade and 4 m cable



SSD 1100 X	
Power input (W)	1100
No load stroke rate (spm)	0 - 2900
Stroke length (mm)	28
Weight (kg)	3.2
Supplied in	Kitbox
Article Number 110 V	4933429000
Article Number 240 V	4933416710


WCE 30 1500 W 125 MM (30 MM DOC) WALL CHASER

- Powerful 1500 watt motor
- Ideal for the installation of conduit for electrical cables
- Easily adjustable cutting width
- High performance electronics with overload protection
- Current limitation for soft start
- In-Line dust extraction connection
- Supplied with 2 diamond discs, special chisel, keys, bayonet adaptor



WCE 30	
Power input (W)	1500
No load speed (rpm)	9500
Disc diameter (mm)	125
Cutting width (mm)	26
Cutting depth (mm)	30
Spindle size	M 14
Weight (kg)	4.3
Supplied in	Kitbox
Article Number 110 V	4933383860
Article Number 240 V	4933383855

72-987372



METAL WORK



12340 SE 345882



No. 0013



74:663:62

8:25:33:72

WORKING

658 2568



AGV 22 2200 W ANGLE GRINDER

- Powerful, 2200 W motor with powder field coating for long life time and outstanding performance in all applications
- Extreme compact design with an overall short length of 485 mm and 5.4 kg for most comfortable handling
- Burst resistant keyless safety guard
- 2-positions Anti-vibration side handle for less vibrations to the user and more comfortable work
- External brush doors for easy access to the brushes for fast servicing
- Soft start for smooth start up
- 4 m cable



	AGV 22-230/DMS
Power input (W)	2200
No load speed (rpm)	6600
Disc diameter (mm)	230
Cutting depth (mm)	68
Spindle size	M 14
Weight (kg)	5.4
FIXTEC flange nut	No
Deadman switch	Yes
Line lock out function	No
Autobalancer system	No
AVS side handle	Yes
Rotatable main handle	No
Supplied in	-
Article Number 110 V	4933440915
Article Number 240 V	4933440910

AG 12 1200 W ANGLE GRINDER

- Powerful 1200 W motor delivering 11,000 rpm for ultimate performance during heavy duty applications
- "PROTECTOR MOTOR" protects the motor from debris so durability dramatically increases
- Very compact and slim design for comfortable handling
- Soft start for smooth start up
- Burst resistant and tool-free quick release safety guard for fast adjustment
- New integrated and innovative "FIXTEC" tool-free wheel change system



	AG 12-115
Power input (W)	1200
No load speed (rpm)	11,000
Disc diameter (mm)	115
Cutting depth (mm)	33
Spindle size	M 14
Weight (kg)	2.3
FIXTEC flange nut	No
Supplied in	-
Article Number 110 V	4933428065
Article Number 240 V	4933428060

AG 10 1000 W ANGLE GRINDER

- Powerful, 1000 W motor for strong performance in all applications
- Extreme compact design with an overall short length of 276 mm and 2.1 kg for most comfortable handling
- Burst resistant keyless safety guard - best user protection when discs are bursting with fast and easy adjustment to the required position
- Ramped slide switch - easy actuating switch, even when wearing gloves
- Long 4 meter rubber cable for more comfortable handling



	AG 10-115	AG 10-125
Power input (W)	1000	1000
No load speed (rpm)	11,000	11,000
Disc diameter (mm)	115	125
Cutting depth (mm)	28	33
Spindle size	M 14	M 14
Weight (kg)	2.1	2.1
FIXTEC flange nut	No	No
Supplied in	-	-
Article Number 110 V	4933440325	4933440340
Article Number 240 V	4933440320	

AG 750 750 W ANGLE GRINDER

- Compact and powerful 750 watt motor
- Metal gearbox for extended durability
- Directed air exhaust
- Gear head rotates at 90° intervals for added versatility
- Flat metal gear head for excellent visibility of workpiece and optimised cutting depth
- Protected air inlets
- Spindle lock
- Safety guard, side handle, flange, flange nut, 4 m cable



	AG 750-115
Power input (W)	750
No load speed (rpm)	10,000
Disc diameter (mm)	115
Cutting depth (mm)	28
Spindle size	M 14
Weight (kg)	1.8
Supplied in	-
Article Number 100 V	4933431125
Article Number 240 V	4933431120

AP 12 E

1200 W POLISHER WITH ELECTRONIC VARIABLE SPEED

- 1200 watt motor
- Ergonomic design for long work shifts
- Special gear for high spindle torque and ideal polishing speed
- Variable speed selection for ideal speed
- Thermal overload protection
- No load speed limitation
- 6 m cable



	AP 12 E
Power input (W)	1200
No load speed (rpm)	900 - 2500
Disc diameter (mm)	150
Spindle size	M 14
Weight (kg)	2.2
Variable speed	Yes
Supplied in	-
Article Number 240 V	4933383925

MCS 66

DRY CUT METAL CIRCULAR SAW

- Dry-cutting technology provides fast, clean and burr-free metal cutting
- Cuts steel, stainless steel, aluminium, insulated foam panel
- Large cutting depth of 66 mm
- Powerful 1800 watt, 4000 rpm motor
- Exclusive chip-release shield latch for fast waste disposal and blade changing
- Plunge lever for fast and effective plunge cuts
- Supplied with 42 tooth cermet tipped blade



	MCS 66
Power input (W)	1800
No load speed (rpm)	4000
Blade diameter (mm)	203
Max. cutting depth 90° (mm)	66
Bore size (mm)	15.87
Weight (kg)	6.4
Supplied in	Kitbox
Article Number 240 V	4933440615

CHS 355

2300 W CHOPSAW

- 2300 watt motor with 3800 rpm for excellent cutting performance
- Lock pin function keeps the saw closed position during transportation (no chain required)
- Quick release vice adjustment for fast angle adjustment from -45° to +45°
- Quick release mitre clamp for fast work piece change
- Spindle lock for fast and easy dick change
- Easy brush change due to external brush doors
- Integrated metal fan for best durability and long life
- Stamped steel base with additional ribs to prevent deforming



	CHS 355
Power input (W)	2300
No load speed (rpm)	3800
Wheel size (mm)	355
Cutting capacity round profile 90° and 45° (mm)	125 / 100
Cutting cap. square profile 90° and 45° (mm)	115 / 80
Cutting capacity rectangle 90° and 45° (mm)	230 x 70 / 100 x 80
Cutting cap. L-shape profile 90° and 45° (mm)	130 / 80
Bore size (mm)	25.4
Weight (kg)	18
Supplied in	-
Article Number 110V	4933410360
Article Number 240 V	4933410355



WOOD WOR



KING

658 2568



SCS 65 Q 190 MM CIRCULAR SAW (65 MM DOC)

- 1900 watt motor with large power reserves
- Unrivaled balance and comfort due to the adjustable "TILT-LOK" handle with soft grip
- Ideally positioned levers for depth and bevel cut adjustments
- Good visibility of blade at the cutting edge for improved control
- Robust aluminium base plate
- Supplied with a carbide tipped 20 tooth saw blade, parallel guide and 4 m QUIK-LOK cable



SCS 65 Q	
Power input (W)	1900
No load speed (rpm)	5800
Blade diameter (mm)	190
Max. cutting depth 45° (mm)	52
Max. cutting depth 90° (mm)	65
Bore size (mm)	30
Weight (kg)	5.5
Supplied in	Kitbox
Article Number 110 V	638055
Article Number 240 V	638051

CS 60 184 MM CIRCULAR SAW (61 MM DOC)

- 1600 W powerful motor with 5800 rpm for fast cutting through tough materials
- 0 - 56° bevel capacity and 45° positive stop
- Quick release locking lever design for fast bevel adjustments
- Large cutting capacity of 61 mm
- Integrated dust blower keeps cut line clear
- Large, ergonomic handles and levers for improved ergonomics and control
- Long side fence for straight cuts and precise guidance



CS 60	
Power input (W)	1600
No load speed (rpm)	5800
Blade diameter (mm)	184
Max. cutting depth 45° (mm)	49
Max. cutting depth 90° (mm)	61
Bore size (mm)	30
Weight (kg)	4.8
Supplied in	Tool bag
Article Number 110 V	4933429070
Article Number 240 V	4933410865

JSPE 135 HEAVY DUTY TOP HANDLE JIGSAW

- Robust and powerful top handle jig saw for fast cutting action in wood, aluminium, steel or ceramics
- Excellent power / weight ratio - powerful 750 watt at only 2.5 kg
- LED light for illumination of cutting area
- Electronic with variable speed preselection, soft start and constant speed under load
- Precision blade guidance for precise cuts
- Adjustable chipping blower to the front and the rear
- Supplied with 5 saw blades, anti-splintering device, dust cap, absorption adaptor, sliding shoe and 4 m cable



JSPE 135 TX	
Power input (W)	750
No load stroke rate (spm)	800 - 3000
Max. cutting capacity wood (mm)	135
Max. cutting capacity steel (mm)	10
Max. cutting capacity aluminium (mm)	30
Mitre capacity (°)	45
Stroke length (mm)	26
Weight (kg)	2.5
Supplied in	Kitbox
Article Number 110 V	4933381645
Article Number 240 V	4933381640

ROS 125 E 125 MM RANDOM ORBIT SANDER

- Ideal for sanding of wood, metal and plastics within confined spaces
- 300 Watt powerful motor with 2.4 mm orbital action
- Variable speed (7000-12,000 rpm) - especially needed for heat-sensitive materials
- Base plate with fiber reinforcement takes 8 hole velcro paper
- Hook & Loop paper fitment
- Excellent dust extraction - 90% dust collection efficiency with larger dust bag
- Easy to clean dust bag
- On board vac adaptor - fits standard 36 mm vacuum hoses
- Supplied with textile dust bag and sanding paper set (60, 80, 120 grit)



ROS 125E	
Power input (W)	300
No load speed (rpm)	7000 - 12,000
Oscillation rate (opm)	14,000 - 26,000
Oscillation diameter (mm)	2.4
Sanding pad size (mm)	125
Weight (kg)	1.7
Supplied in	Tool bag
Article Number 240V	4933433180

MS 305 DB 12" (305 MM) DUAL BEVEL SLIDING MITRE SAW

- Mitre angle digital readout - provides repeatable accuracy to 0.1°
- Dual integral jobsite lights - fully illuminate the work piece and cut line from either side of the blade
- 1800 Watt direct drive motor with constant power technology
- Integral dust channel - captures 75% of all dust and debris cut by capturing dust near the cut on both sides of the blade and directing it to the back of the saw
- Unique inline motor design - for excellent visibility from both sides of the work piece and better balanced transport
- Mitre capacity 55° to the left and 60° to the right - for maximum versatility. Mitre detents L & R at: 0°, 15°, 22.5°, 31.6°, 45°, 60°
- Dual-bevel design - to incline the saw head left & right 0° - 48° with bevel detents L & R at: 0°, 22.5°, 33.85°, 45°, 48°
- Fast and accurate bevel adjustment - with the unique single lever bevel adjustment
- Supplied with workpiece clamp, saw blade (60 teeth), vacuum adaptor Ø 35 / 58 mm, wrench and 3 m cable




	MS 305 DB
Power input (W)	1800
No load speed (rpm)	3200
Blade diameter (mm)	305
Bevel capacity left (°)	48
Bevel capacity right (°)	48
Mitre capacity left (°)	55
Mitre capacity right (°)	60
Weight (kg)	29.5
Supplied in	-
Article Number 110 V	4933410210
Article Number 240 V	4933410205

MS 216 8 1/2" (216 MM) SLIDING MITRE SAW

- 1800 Watt motor - with enough power for high performance cutting in hard timber
- Durability - dual vertical steel rails with linear bearings deliver smooth sliding action
- Rail Lock - the saw head locks in the back position automatically
- Adjustable laser - for perfect and quick alignment to cut line for ultimate precision
- Steel detent plate with preset angles - gives repeatable accurate cuts
- Lock lever/handle over mold - allows the user to make repeated cuts comfortably and without fatigue
- Mitre release system - for quick and smooth change of cutting orientation
- Integral LED jobsite light - illuminates the work piece and cut line in low light jobsite conditions
- Spindle lock - for quick and easy blade change
- Heavy duty cast base and fence - ensures durability and accuracy throughout the lifetime of the saw
- 48°/-2° bevel capacity
- Supplied with saw blade (48 teeth), blade spanner and work clamp



	MS 216 SB
Power input (W)	1800
No load speed (rpm)	6000
Blade diameter (mm)	216
Bevel capacity left (°)	48
Bevel capacity right (°)	-2
Mitre capacity left (°)	50
Mitre capacity right (°)	50
Max. cutting capacity 45° mitre/ 45° bevel (mm)	190 x 48
Max. cutting capacity 45° mitre/ 90° bevel (mm)	190 x 62
Max. cutting capacity 90° mitre/ 45° bevel (mm)	270 x 48
Max. cutting capacity 90° mitre/ 90° bevel [mm]	270 x 60
Bore size (mm)	30
Weight (kg)	14.5
Supplied in	-
Article Number 110 V	4933410925
Article Number 240 V	4933410920



MSUV 275 UNIVERSAL MITRE SAW STAND

- Upright folding design for easy storage in workshops, garages and vehicles
- Improved setup with easy one action foot pedal lock and single lift point
- 2750 mm material capacity
- 180 kg maximum load
- Universal saw brackets – compatible with most popular brands
- Non-skid rubber feet
- Quick release extension locks
- Improved secondary bracket lock
- Integrated storage tray



	MSUV 275
Height (mm)	850
Base size (mm)	1170
Extendable up to (mm)	2750
Collapsed size (mm)	1340
Bearing force [kg]	180
Weight (kg)	26
Supplied in	–
Article Number	4933419550

MSL 1000 UNIVERSAL MITRE SAW STAND

- Light weight aluminium, easy to transport onto the job site
- 1.08 m total length, will fit into most small vans and cars
- Extendable each side - 2.08 m extended
- Quick release brackets
- One point leg adjustment for leveling on uneven ground
- Height adjustable length stops
- Will hold up to 180 kg
- Compact foldable design



	MSL 1000
Height (mm)	850
Base size (mm)	1081
Extendable up to (mm)	2082
Collapsed size (mm)	1081
Bearing force [kg]	180
Weight (kg)	16.6
Supplied in	–
Article Number	4933428970



ACCESSORIES

HOLESAWS



Tradesman sets
also available

**SUPERIOR QUALITY OF CUT
AMAZING DRILLING SPEED!**



Bi-metal holesaws: wood, metal & plastics

- **Superior quality of cut**
 - Precise and clean holes
- **Amazing drilling speed**
 - Aggressive tooth profiles with less snagging & effective chip clearance
- **Heavy-Duty**
 - M42 steel for unsurpassed durability

8952 059 0300 46



Diamond grit holesaws: ceramic / porcelain tile, cement board & cast iron

- **Unbeatable durability**
 - High quality diamond grit is welded to the strip edge to give an exceptionally strong bond
- **Effortless drilling**
 - Coarse diamond grit and thin wall design for less resistance and high speed drilling

RECIP BLADES

TEARING IT UP FOR 60 YEARS!



THE **WRECKER**™

Extra Heavy Duty blades for metal and demolition

- **Strong and precise:** Extra thick 1.60 mm blade body.
- **Bi-Metal construction:** Excellent blade life and performance.
- **Tooth geometry:** Aggressive strengthened tooth tip design and uniform gullet depth allows for more material to be removed per stroke for faster cutting.
- **Sloped Blade shape:** The sloped shape makes this blade ideal for plunge cutting. Most suited for cutting metal and for demolition applications (wood with nails).

Milwaukee ALL-PURPOSE DEMOLITION BI-METAL USA
THE WRECKER

THE **TORCH**™

Heavy Duty blades for metal

- **Strong:** Robust 1.06 mm thick body.
- **Shatter resistant:** The bi-metal blade body will bend and flex but not break.
- **Torch:** Thick 1.06 mm robust blade body for precise cuts in sheet metal and pipes. 25 mm blade height for improved stability and minimum vibration.

Milwaukee 1/8" - 3/16" METAL CUTTING BI-METAL USA
THE TORCH

12340 SE 343882 No. 0013 658 2549



A BLADE FOR EVERY APPLICATION

THE AX™

Demolition blades for wood and nail impregnated wood

For faster plunge cutting and reaching into restricted areas. Protects the tooth during nail impacts for increased durability and life time.

- **Strong:** Extra thick 1.60 mm body for maximum robustness and life making it ideal for wood with nails or bolts.
- **Fast:** Aggressive 5 Tpi tooth geometry removes more material per stroke for faster cutting.
- **Sloped shape:** Excellent for plunge cutting and reaching into restricted areas.
- **Shatter resistant:** Bi-Metal construction allows the blade to bend and flex without breaking.

FANG TIP™ NAIL GUARD™

HACKZALL Blades

- Specially engineered blades for Hackzalls giving 35% more cuts per charge.



SHOCKWAVE™

DRIVE GUIDE CASSETTES

- Slimline pocket design
- Drive Guide bit holder with extendable sleeve to hold long screws secure. Up to 110 mm total length
- Front loading screwdriver handle
- Metal wire stripper for Ø 0.75 / 1.0 / 1.5 / 2.5 mm²
- Wire loop maker up to 5 mm²

12 piece Shockwave drive guide set 1

1x PH2 / 1x PZ1 / 2x PZ2 / 1x PZ3 / 1x TX20 / 1x TX25 / 1x SL 0.6 x 4.5 mm / 1x SL 0.8 x 5.5 mm / 1x Hex 4 / 1x Hex 5 / 1x drive guide bit holder 75 mm length
Art. no. 4932352940

12 piece Shockwave drive guide set 2

1x PH2 / 1x PZ1 / 2x PZ2 / 1x PZ3 / 1x TX15 / 1x TX20 / 2x TX25 / 1x TX30 / 1x TX40 / 1x drive guide bit holder 75 mm length. Art. no. 4932352941



KNUCKLE™

Offset attachment for heavy duty impact applications

- Impact rated. Can be used with both cordless and impact drills
- Very compact offset attachment
- Ideally suited to working in confined and limited spaces
- Solid metal construction to absorb impact action
- 0° and 30° positions
- ¼" Hex shank fits directly into the chuck preventing slippage



90 mm

11 piece Knuckle set – Shockwave Impact Duty™ bits

1x Knuckle™ / 25 mm length: 1x PH1 / 2x PH2 / 1x PZ1 / 2x PZ2 / 1x PZ3 / 1x TX15 / 1x TX20 / 1x TX25. Art. no. 4932352938

*Height when 30° tilted 40 mm

28 mm*



28 pcs Fastening Set

Shockwave Impact Duty™ bits and nut drivers
Art. no. 4932352455

6 pcs HSS-G Drill Bits Set

Shockwave Impact Duty™ drill bits with ¼" Hex shank
Contents:
Ø 3 / 4 / 5 / 6 / 7 / 8 mm
Art. no. 4932352454

30 piece Shockwave compact drill & drive set

Shockwave Impact Duty™ drill bits and screwdriving bits
Art. no. 4932352894

Shockwave Impact Duty™ sockets set

Shockwave Impact Duty™ sockets
10 piece ½" Art. no. 4932352861
20 piece ¼" Art. no. 4932352862

15 pcs Compact Screwdriving Set

Shockwave Impact Duty™ bits
Art. no. 4932352604

5 pcs Nut Drivers Set

Shockwave Impact Duty™ nut drivers
Art. no. 4932352822

Screwdriving Range

available in 25 mm, 50 mm, 90 mm length as 1/2 pcs, 25 pcs packs in Phillips, Pozidrive, Torx and Hex



Compression Forged Tip
Ideal fit and reduces breakage



Shock Zone Geometry™
Designed to flex with spring-like action
Reduces stress at the tip



Custom Engineered Steel & Heat Treatment
High shock resistance

IMPACT

max **10x**
LIFE

ACCESSORIES

DIAMOND BLADES

SPEED CROSS

Hard universal HUDD

Abrasive universal AUDD

**MAXIMUM SPEED
LONG LIFE
LOW VIBRATION!**

FEATURES:

- Universal blades for a variety of materials
- Classed into two categories for maximum life time
- 10 mm high segments to ensure long life time
- Laser welded segments, for optimum durability
- Low vibration

SIZE	115 mm	125 mm	150 mm	230 mm
HUDD	4932399819	4932399820	4932399821	4932399822
AUDD	4932399823	4932399824	4932399825	4932399826

APPLICATION AREAS:

← HARD MATERIALS

SOFT/ABRASIVE MATERIALS →

NATURAL
STONE/
GRANITE

HARD
CONCRETE

MEDIUM
STRENGTH
CONCRETE

GENERAL
BUILDING
MATERIALS

BRICK

SOFT/
GREEN
CONCRETE

ASPHALT

— HUDD — AUDD



No. 0015 655 2566

12345 34567

Milwaukee

Nothing but **HEAVY DUTY**™

Techtronic Industries UK
Unit 3 Globeside Business Park
Fieldhouse Lane
Marlow
Bucks
SL7 1HZ

All data incl. service and warranty conditions as well as product range are subject to change without notice. Pictures are not binding. No liability for printing errors or mistakes.
Copyright 2013 - Milwaukee Electric Tool - 4932 5947 01